

Untangling the role of temporal and spatial variations in persistence of populations

Michel Benaïm¹, Claude Lobry², Tewfik Sari³, and Édouard Strickler⁴

¹ Institut de Mathématiques, Université de Neuchâtel, Switzerland

²C.R.H.I, Université Nice Sophia Antipolis, France

³ITAP, University of Montpellier, INRAE, Institut Agro, Montpellier, France

⁴ Université de Lorraine, CNRS, Inria, IECL, Nancy, France

July 4, 2023

Abstract

We consider a population distributed between two habitats, in each of which it experiences a growth rate that switches periodically between two values, $1 - \varepsilon > 0$ or $-(1 + \varepsilon) < 0$. We study the specific case where the growth rate is positive in one habitat and negative in the other one for the first half of the period, and conversely for the second half of the period, that we refer as the (± 1) model. In the absence of migration, the population goes to 0 exponentially fast in each environment. In this paper, we show that, when the period is sufficiently large, a small dispersal between the two patches is able to produce a very high positive exponential growth rate for the whole population, a phenomena called inflation. We prove in particular that the threshold of the dispersal rate at which the inflation appears is exponentially small with the period. We show that inflation is robust to random perturbation, by considering a model where the values of the growth rate in each patch are switched at random times: we prove that inflation occurs for low switching rate and small dispersal. We also consider another stochastic model, where after each period of time T , the values of the growth rates in each patch is chosen randomly, independently from the other patch and from the past. Finally, we provide some extensions to more complicated models, especially epidemiological and density dependent models.

Keywords: Population dynamic, dispersal, periodic environment, random environment, switched systems, Piecewise Deterministic Markov Process

Contents

Keywords:	1
1 Introduction	2
2 The (± 1)-model	5
2.1 Some results of G. Katriel	5
2.2 The two-patches model in the (U, V) variables.	7
2.3 The (± 1) model in periodic environment	8
2.3.1 The model	8
2.3.2 The (± 1) model in the variables (U, V)	10
2.3.3 An explicit formula for $\Delta(\varepsilon, m, T)$	12

	Small and large values of m or T	13
	Threshold value of m for large T	14
2.3.4	Back to the variables x_1, x_2	14
2.4	The (± 1) model in stochastic environment	15
2.4.1	Random choice of switching times	15
2.4.2	The particular case of PDMP	17
2.4.3	When the mean switching time goes to infinity	18
2.4.4	Random choice of (± 1)	19
2.4.5	Link with the top Lyapunov exponent	22
3	Some extensions to more complex situations	23
3.1	The case of partial phase shift	23
3.2	Migration between different patches	24
3.3	The case of non symmetric dispersal	26
3.4	A density dependent deterministic model	27
3.5	A density dependent stochastic model	28
3.6	An S.I.R. type epidemic model	28
4	Discussion	31
5	Conclusion	34
A	From (x_1, x_2) to (U, V)	35
B	The system $\Sigma(\varepsilon, m, T)$ for large m	35
C	The switched system $F(m, T)$ has a single globally stable periodic orbit	36
D	Qualitative properties of $\Delta(\varepsilon, m, T)$	39
E	Explicit formula for $\Delta(\varepsilon, m, T)$	40
F	Asymptotics of $\Delta(\varepsilon, m, T)$ for large T	41
G	Connection between $\Delta(\varepsilon, m, T)$ and $\sigma(\varepsilon, m, T)$.	41
H	Limit in distribution of \hat{V}_n in the stochastic (± 1) model	42
I	Existence of the growth rate in the random switching time case	42
J	Density dependent model	43
K	Notations and glossary	46

1 Introduction

It is a ubiquitous fact that a population has the ability to migrate between several patches which have different environmental conditions. A patch is called a *source* when, in the absence of migration, the environmental conditions lead to the persistence of the population, and a *sink* when, on the contrary, they lead to the extinction of the population. A question of primary importance is obviously to understand how environmental conditions and migration interact so that a set of patches is or is not globally favorable to persistence. Mathematical modeling by dynamical systems is one of the tools used to address this question and the papers that use it are innumerable, so we give up reporting on them here. We present only those that we consider important for our purpose, which is to investigate the conditions under which migration between two patches can increase or decrease the abundance of the metapopulation.

The simplest case of a continuous time model, two patches with logistic dynamics and linear migration, has been extensively studied in the case of a fixed environment (i.e. the parameters of the model do not depend on time) [1, 2, 13, 14, 17]. This very elementary (and therefore unrealistic) model is now well understood mathematically and it appears that for certain values of the growth parameters the total population at equilibrium is not a monotonic function of the migration intensity [1, 2, 14], a phenomenon that we will find again in the case of variable environments that we study here.

In the case of migration between a *source* and a *sink* it is intuitively clear that migration from the *source* to the *sink* can prevent the extinction of the population on the latter. On the other hand, it seems paradoxical that:

Populations can persist in an environment consisting of sink habitats only.

as announced in the title of the article [27] by Jansen et al. Our article is a contribution to the clarification of this paradox.

Jansen et al. consider the implicitly spatial discrete-time model:

$$N(t+1) = [mfS_1(t) + m(1-f)S_2(t)]N(t). \quad (1)$$

which represents the fact that each individual give m offspring, that are then dispersed according to the fractions f and $1-f$ on sites 1 and 2, where they survive at rate $S_1(t)$ and $S_2(t)$, respectively. Jansen et al. assume that:

- S_1 is a sequence of independent random variables taking two values $S_a < 1/m < S_b$ with probabilities p (bad years) and $1-p$ (good years), the parameters being such that on the long term the patch 1 is a *sink*.
- S_2 is *constant* and strictly smaller than $1/m$, so that the second patch is also a *sink*

Intuitively persistence is possible with a little dispersion on patch 2 which means building up reserves for bad years. This is indeed what Jansen et al. show by calculation: for values of m that are neither too large nor too small, the meta-population is persistent.

Migration can therefore have an "inflationary" effect, an expression coined by Holt in [24]. That "inflationary" effect noticed by Holt was of another nature. In [24] the author also considers a model of the form (1) and assumes that S_1 is deterministic but density dependent $S_1 = S_1(N(t))$ (the notations have been changed) as, for example, in the logistic or Ricker models. Based on the classical results of May and Oster (see [36]) on the appearance of periodic and then chaotic solutions in discrete density-dependent dynamics, Holt remarks that when the population has a stable equilibrium in the absence of migration, the presence of migration to a *sink* only decreases the value of this equilibrium, but, on the other hand, if the population has periodic solutions, the migration to a *sink* can significantly increase the mean of the metapopulation in the long run. Since variations in the population $N(t)$ in the density-dependent model $N(t+1) = S_1(N(t), t)N(t)$ can be interpreted (if denoting $R_1(t) = S_1(N(t))$) as fluctuations in the fitness of the linear model $N(t+1) = R(t)N(t)$, Holt concludes that the presence of autocorrelation in the variations in the sequence of replacement rates $R(t)$ can be a cause of inflation.

Gonzalez and Holt in [20] have also highlighted an "inflationary" effect of the environment fluctuations in the case of the continuous time model: $\frac{dN}{dt} = f(t)N(t) + I$. Here it is assumed that in the absence of immigration $I(t)$ the population $N(t)$ tends towards extinction and that its persistence is ensured only in the presence of immigration I . When the growth rate is fixed and negative, $f(t) \equiv -\mu$ the population tends towards a stationary population $N^* = \frac{I}{\mu}$. The

objective of the authors is to compare this equilibrium with the mean $\bar{N} = \lim_{T \rightarrow +\infty} \frac{1}{T} \int_0^T N(t) dt$ of the population when $f(t)$ is no longer constant and to show that, in a certain sense, \bar{N} exceeds N^* all the more as the fluctuations of f are important. To do this their strategy is to consider piecewise constant periodic functions for which they can make explicit calculations that describe the inflation phenomenon; then, as they notice that «square-wave deterministic variation is of course a rather artificial pattern of temporal variation » they turn to more realistic models on which they show by simulation the existence of inflation.

These three studies and others (see [39] for a more detailed discussion of this topic) where the spatialization is "implicit" have in common, whether they are discrete or continuous in time, deterministic or random, to use *one dimensional* models where the mathematical properties are easier to determine. The next step is to consider an "explicit" spatialization with two or more sites. This is what Roy, Holt and Barfield do in [38] where they consider the probabilistic model on n sites:

$$N_i(t+1) = R_i(t)N_i(t) + I_i(t) - E_i(t) \quad (2)$$

where I_i and E_i represent respectively the immigration and emigration on the site. They demonstrate the inflation effect through unformal reasonings and numerous simulations. They can conclude their discussion with:

Given temporal variability and positive temporal autocorrelation in local growth rates, moderate rates of dispersal can enhance the ability of a sink metapopulation to persist; moreover, given persistence, temporal autocorrelation can inflate metapopulation abundance.

This pioneering work of Holt and his colleagues has been further refined and mathematically clarified by Schreiber. In [39], Schreiber considers the model (2) of Roy et al. in the form:

$$N_{t+1}^i = \left(1 - \sum_{k \neq i} d_{ki}\right) f_t^i N_t^i + \sum_{j \neq i} d_{ij} f_t^j N_t^j = \sum_{j=1}^n d_{ij} f_t^j N_t^j \quad (3)$$

From precise mathematical developments based on a probabilistic version of the Perron-Frobenius theorem which allows to show that for this type of model the concept of growth rate of the meta population is well defined he can conclude:

When environmental fluctuations have positive temporal autocorrelations and the population is partially mixing, the metapopulation growth rate can be positive despite the arithmetic mean of fitness being less than 1 in every patch. (...) Furthermore, in the presence of these positive autocorrelations, the analysis reveals that the maximal metapopulation growth rate occurs at intermediate dispersal rates, (...)

Unlike the case of discrete-time stochastic models that we have just briefly examined, the case of continuous-time deterministic models has been little studied. With the exception of [25] which treats one site only, [32] which discusses the case of two sites on an example and [15] which treats the case where the growths on each site obey diffusion processes, we only know of a very recent¹ article [29] by Katriel: *Dispersal-induced growth in a time-periodic environment* which treats the question of inflation on continuous time models. Katriel considers the following model (the notations are modified to remain consistent with the previous notations):

$$\frac{dN_i}{dt} = r_i(t)N_i + m \sum_{j \neq i} L_{ij}(N_j - N_i) \quad (4)$$

where the functions $r_i(t)$ are continuous periodic functions of period T that define the growth rates on n isolated sites, the $L_{ji} = L_{ij} \geq 0$ describe the geometry between the sites (assumed to be connected) and m measures the strength of the migration. As in the discrete case, extended versions of the Perron-Frobenius theorem allows to define the metapopulation growth and relying on a theorem of [35] he shows that for inflation to occur it is necessary that the $r_i(t)$ are desynchronized, that the period T is large enough and that the migration intensity m is large enough, but not too large. This result is important because it concerns the case of any number of sites.

In turn, we consider Katriel's (3) model in the case of *only two sites*, which is obviously less general, but for more general, deterministic discontinuous and then random functions $r_i(t)$ and not necessarily symmetric migrations.

¹Which was published while our paper was under review.

We start from a remarkably simple particular case which we call the periodic (± 1) -model (where $r_i(t)$ are piecewise constant equals to $+1 - \varepsilon$ or $-1 - \varepsilon$). This model depends on three parameters ε , which represents the decay rate of each *sink*, m , which represents the migration rate and the period T . We explicitly compute the growth rate of the metapopulation, and give explicit bounds on m and T for inflation to occur. In particular we show that the threshold m^* for the appearance of inflation can be very small, precisely exponentially small with respect to the period. This last point may have a practical importance. Indeed, in a recent paper [30], Kortessisa et al. (Holt is the last co-author), about the COVID pandemic, based on simulations, draw the attention to the possibility of inflation in case of migration between two patches when the sanitary policies are not synchronous; our result confirms analytically these simulations and indicates that the migration threshold from which the pandemic develops, can be very small.

After having analyzed in detail the mathematical properties of the periodic (± 1) -model we extend them to more realistic models, and, most importantly, we show that periodicity is not essential in the following sense. Our (± 1) deterministic model can be understood as a situation where two different environmental regimes $+1$ and -1 follow each other for a fixed duration T . We study what happens when the regimes succeed each other over random durations or with random growth rates r_i , and show on various probabilistic models how the results obtained for the periodic (± 1) model can be extended. These last results cannot be deduced from [29] which proposes a purely deterministic framework.

Mathematically we make essential use of the following change of variable. If $N_1(t)$ and $N_2(t)$ are the abundances at each patch we pose

$$U = \frac{\log(N_1) + \log(N_2)}{2} = \log(\sqrt{N_1 N_2})$$

$$V = \frac{\log(N_2) - \log(N_1)}{2} = \log(\sqrt{N_1/N_2})$$

Thus U is the logarithm of the geometric mean of the abundances and $|V|$ is the logarithm of their geometric standard deviation². This change of variable has the merit of translating the analytical properties of the model (± 1) into "visible" and "robust" geometrical properties observed in the (U, V) plane.

The paper is organized as follows. Section 2 contains a detailed mathematical treatment of the (± 1) -model for both deterministic and stochastic environment. Section 3 contains extensions to more realistic models; the mathematical treatment is less precise and sometimes just outlined. The section 4 contains an attempt to give an informal explanation of our view of the inflation phenomenon in the case of continuous time models and its relation to previous work on discrete time models. An appendix contains technical details regarding mathematical proofs. A symbol index is provided at the end of the appendix.

2 The (± 1) -model

2.1 Some results of G. Katriel

In [29], Katriel considers the model :

$$\frac{dx_i}{dt} = r_i(\omega t)x_i + m \sum_{i \neq j} L_{ij}(x_j - x_i), \quad i = 1, \dots, N \quad L_{ij} \geq 0, \quad m \geq 0 \quad (5)$$

where the function r_i is 2π - periodic *continuous* and represents the varying growth rate within patch i , while, for $i \neq j$, $L_{ij} = L_{ji}$ represents the ability of dispersal from patch i to patch j . We denote $L_{ii} = -\sum_{j \neq i} L_{ij}$ and assume that the matrix $L = (L_{ij})$ is *irreducible*, meaning that the population can spread in all patches. With vector notations we can write (6) in the form :

$$\frac{dX}{dt} = (R(\omega t) + mL)X \quad (6)$$

²see e.g. https://en.wikipedia.org/wiki/Geometric_standard_deviation

where R is the diagonal matrix whose diagonal elements are $r_i(\omega t)$. We summarize here a part of the results of [29]. We let

- $\bar{r}_i = \frac{1}{2\pi} \int_0^{2\pi} r_i(\theta) d\theta$,
- $r_{\max}(\theta) = \max_{i=1..N} r_i(\theta)$, and
- $\chi = \frac{1}{2\pi} \int_0^{2\pi} r_{\max}(\theta) d\theta$.
- The growth rate of a positive function $t \mapsto x(t)$ is the limit, if it exists,

$$\Lambda[x] = \lim_{t \rightarrow \infty} \frac{1}{t} \ln(x(s)).$$

When $m = 0$, all equations of (6) are decoupled,

$$\Lambda[x_i] = \bar{r}_i,$$

and depending on whether \bar{r}_i is positive or negative we will say that the patch i is a "source" or a "sink". As soon as m is strictly positive, since L is irreducible, from Perron-Frobenius theory, it follows that all the growth rates $\Lambda[x_i]$ are equal. This common rate is the growth rate of the metapopulation and is noted $\Lambda(m, \omega)$.

Definition 2.1. [?] One says that there is "Dispersal Induced Growth" (DIG) if, while all \bar{r}_i are strictly negative, we have $\Lambda(m, \omega) > 0$.

Comment Note that DIG is the phenomenon which is called *inflation* in [15, 20, 25, 31, 32, 38, 39] with more or less formalized definitions associated to each context. In the present paper when we say "inflation" we refer to the above formalized definition.

The problem is to characterize the set of values of m and ω for which there is DIG (*inflation*).

We note:

$$\Lambda_0(m) = \frac{1}{2\pi} \int_0^{2\pi} \lambda(R(\theta) + mL) d\theta \quad (7)$$

where $\lambda(R(\theta) + mL)$ is the dominant eigenvalue of the matrix $(R(\theta) + mL)$.

Theorem 2.2. [?] (see Figure 1).

- If $\chi < 0$, for all m and all ω we have $\Lambda(m, \omega) < 0$. There is no DIG.
- If $\chi > 0$ the equation $\Lambda_0(m) = 0$, $m > 0$ has a unique solution m^* and there exists a function ω_c continuous on $[0, m^*]$, strictly positive on $]0, m^*[$, such that $\omega_c(0) = \omega_c(m^*) = 0$ for which :

1. If $m < m^*$,

$$\omega < \omega_c \implies \Lambda(m, \omega) > 0 \text{ there is DIG}$$

$$\omega > \omega_c \implies \Lambda(m, \omega) < 0 \text{ there is no DIG}$$

2. If $m > m^*$,

$$\Lambda(m, \omega) < 0 \text{ there is no DIG}$$

In general it is not possible to compute effectively $\Lambda_0(m)$ except in the case of two sites. In [29] the following formula for $\Lambda_0(m)$ is given :

$$\Lambda_0(m) = \frac{1}{2} \left[\bar{r}_1 + \bar{r}_2 + \frac{1}{2\pi} \int_0^{2\pi} \sqrt{(r_1(\theta) - r_2(\theta))^2 + 4m^2} d\theta \right] - m$$

In the present paper we give closed expression of ω_c for specific r_i that we precise now.

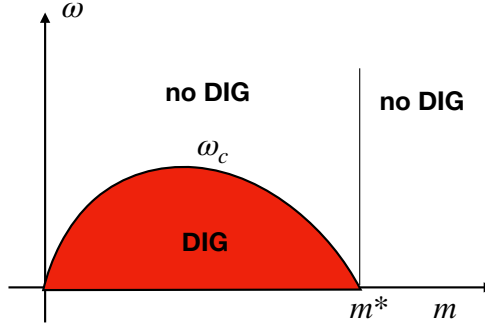


Figure 1: Inflation when $\chi > 0$

2.2 The two-patches model in the (U, V) variables.

We consider the model :

$$\Sigma(r_1, r_2, m, T) \quad \begin{cases} \frac{dx_1}{dt} = r_1(t)x_1 + m(x_2 - x_1) \\ \frac{dx_2}{dt} = r_2(t)x_2 + m(x_1 - x_2) \end{cases} \quad (8)$$

where $r_1(t)$ and $r_2(t)$ are the growth rates at time $t \geq 0$ in patch 1 and 2, respectively. The functions $t \mapsto r_1(t)$ and $t \mapsto r_2(t)$ can be deterministic or random. In this paper, we will be interested in the case where these functions are piecewise constant, and change of values at periodic (see Section 2.3) or random times (see Section 2.4). Nevertheless, for the rest of this subsection, the precise form of r_1 and r_2 do not matter.

Thanks to the fact that we have only two patches we can define

$$\begin{aligned} U &= \ln(\sqrt{x_1 x_2}) = \frac{1}{2}(\ln(x_1) + \ln(x_2)) \\ V &= \ln(\sqrt{x_1/x_2}) = \frac{1}{2}(\ln(x_1) - \ln(x_2)) \end{aligned} \quad (9)$$

This is legitimate since the solutions of (8) remain strictly positive as soon as the initial conditions are. In these new variables the system becomes:³

$$S(r_1, r_2, m, T) \quad \begin{cases} \frac{dU}{dt} = \frac{r_1(t) + r_2(t)}{2} + m(\cosh(2V) - 1) \\ \frac{dV}{dt} = \frac{r_1(t) - r_2(t)}{2} - m \sinh(2V) \end{cases} \quad (10)$$

One observes that the variable V is decoupled from the variable U . By the way, once the solution $V(t)$ is known, the solution $U(t)$ is obtained by the simple quadrature

$$U(t) = U_0 + \int_0^t \frac{r_1(\theta) + r_2(\theta)}{2} d\theta + m \int_0^t (\cosh(2V(\theta)) - 1) d\theta \quad (11)$$

We can already make some remarks. When both sites are sinks ($\bar{r}_1 < 0$ and $\bar{r}_2 < 0$), if there is no migration, as expected, the metapopulation is decreasing. As the quantity $(\cosh(2V) - 1)$ is strictly positive as soon as V is different from 0 we see that the more $V(\theta)$ will be (on average) different from 0, the bigger the second integral term will be and so the more $U(t)$ will have the possibility to become positive. A quick look at the equation of V shows that the larger $|r_1(t) - r_2(t)|$ is, the larger it will be ; and the bigger is m the smaller is V . This

³We recall the notations $\sinh(x) = \frac{e^x - e^{-x}}{2}$ $\cosh(x) = \frac{e^x + e^{-x}}{2}$

immediately tells us two ingredients favorable to inflation: $r_1(t)$ and $r_2(t)$ must be different, m must be strictly positive for the second integral to be taken into account, but not too large so that the solutions of the second equation of (8) are not too small.

Note that there are many ways to transform linear systems in a cascade of non linear systems like, for instance, polar coordinates, but this one seems the most appropriate to the study of migration between two patches (see Remark 2 below). Moreover U is the logarithm of the geometric mean of the abundances on the two patches and the absolute value of V is the logarithm of their geometric standard deviation which have biological meaning.

Remark 1. Assume that r_1 and r_2 are bounded by $R > 0$. Then, from the second equation in (10), it is easily seen that, as soon as $m > 0$, V will eventually enter and remain in the compact interval $[-\sinh^{-1}(R/m), \sinh^{-1}(R/m)]$. As a consequence, $\lim_{t \rightarrow \infty} V(t)/t = 0$, and thus (provided the limits exist)

$$\Lambda[x_1] := \lim_{t \rightarrow \infty} \frac{\ln(x_1(t))}{t} = \lim_{t \rightarrow \infty} \frac{\ln(x_2(t))}{t} =: \Lambda[x_2]$$

In other words, the long term growth rate is common in the two patches. Moreover,

$$\lim_{t \rightarrow \infty} \frac{U(t)}{t} = \frac{1}{2} \left(\lim_{t \rightarrow \infty} \frac{\ln(x_1(t))}{t} + \lim_{t \rightarrow \infty} \frac{\ln(x_2(t))}{t} \right) = \Lambda[x_i]$$

and so we are interested in the growth or decay of U .

Remark 2. Assume that the following limits exist

$$\bar{r}_i := \lim_{t \rightarrow \infty} \frac{1}{t} \int_0^t r_i(s) ds \quad i = 1, 2$$

Note that these limits indeed exist if r_i are periodic or semi-Markov (see Remark 5 in Section 2.4.1). Then, \bar{r}_i is the long term average growth rate on each patch: if $m = 0$, $x_i(t)$ tend to 0 or infinity depending on whether \bar{r}_i is negative or positive. From Equation (11) and the fact that $\cosh(x) \geq 1$ for all $x \in \mathbb{R}$, we deduce that, for all $m \geq 0$,

$$\liminf \frac{U(t)}{t} \geq \frac{\bar{r}_1 + \bar{r}_2}{2}.$$

This means that the common growth rate of the two patches is always higher than the mean of the growth rates within each patch. This is straightforward in the variables $U - V$, while it seems difficult to conclude that from the classical "polar" decomposition, $S(t) = x_1(t) + x_2(t)$ et $y(t) = x_1(t)/S(t)$, which leads to

$$\frac{dS(t)}{dt} = S(t) (r_1(t)y(t) + r_2(t)(1 - y(t))),$$

and thus

$$\frac{1}{t} \ln(x_1(t) + x_2(t)) = \frac{S(0)}{t} + \frac{1}{t} \int_0^t r_1(s)y(s) + r_2(s)(1 - y(s)) ds.$$

In Section 3.3, we prove by adapting conveniently the variables $U - V$, that a similar result holds true in the case of a non symmetric dispersal, with a weighted mean of \bar{r}_1 and \bar{r}_2 taking into account the asymmetry in the dispersal.

2.3 The (± 1) model in periodic environment

2.3.1 The model

Our idea is to understand the mathematics of the simplest possible model of the form $\Sigma(r_1, r_2, m, T)$ and complicate it thereafter. Thus, we consider the system

$$\Sigma(\varepsilon, m, T) \quad \begin{cases} \frac{dx_1}{dt} &= (+u(t) - \varepsilon)x_1 + m(x_2 - x_1) \\ \frac{dx_2}{dt} &= (-u(t) - \varepsilon)x_2 + m(x_1 - x_2) \end{cases} \quad (12)$$

where $0 \leq \varepsilon \leq 1$, $0 \leq m$, $0 \leq T$ and the function $t \mapsto u(t)$ is periodic of period $2T$, with :

$$t \in [0, T[\Rightarrow u(t) = 1, \quad t \in [T, 2T[\Rightarrow u(t) = -1$$

We call the system $\Sigma(\varepsilon, m, T)$ the **periodic** (± 1) -**model**. From that definition one sees that for $u(t) = +1$ we are integrating the system

$$\Sigma^+(\varepsilon, m) \quad \begin{cases} \frac{dx_1}{dt} = (+1 - \varepsilon)x_1 + m(x_2 - x_1) \\ \frac{dx_2}{dt} = (-1 - \varepsilon)x_2 + m(x_1 - x_2) \end{cases} \quad (13)$$

while for $u(t) = -1$ we are integrating the system

$$\Sigma^-(\varepsilon, m) \quad \begin{cases} \frac{dx_1}{dt} = (-1 - \varepsilon)x_1 + m(x_2 - x_1) \\ \frac{dx_2}{dt} = (+1 - \varepsilon)x_2 + m(x_1 - x_2) \end{cases} \quad (14)$$

Thus we are switching, each T units of time, from system $\Sigma^+(\varepsilon, m)$ to system $\Sigma^-(\varepsilon, m)$ and vice versa; such systems are called *switched* systems. Switched systems were intensively investigated in the context of control theory during the seventies and later (see for instance [28]) and more recently, in a probabilistic context, under the name of PDMP (Piecewise Deterministic Markov Processes) [4, 5, 8, 12, 22].

Remark 3. Let us remark that the (± 1) -model defined by (12) is a bit more general than it looks since it includes the case of two identical patches that are simply in "phase opposition", given by the following switched system :

$$\begin{aligned} \text{For } t \in [0, T), \quad & \begin{cases} \frac{dx_1}{dt} = rx_1 + m(x_2 - x_1) \\ \frac{dx_2}{dt} = -dx_2 + m(x_1 - x_2) \end{cases} \\ \text{For } t \in [T, 2T), \quad & \begin{cases} \frac{dx_1}{dt} = -dx_1 + m(x_2 - x_1) \\ \frac{dx_2}{dt} = rx_2 + m(x_1 - x_2) \end{cases} \end{aligned} \quad (15)$$

This system is of the form $\Sigma(r_1, r_2, m, T)$ given in (8), where $r_1(t)$ and $r_2(t)$ are the $2T$ -periodic functions defined by

$$r_1(t) = \begin{cases} r & \text{if } t \in [0, T) \\ -d & \text{if } t \in [T, 2T) \end{cases} \quad r_2(t) = r_1(t+T) = \begin{cases} -d & \text{if } t \in [0, T) \\ r & \text{if } t \in [T, 2T) \end{cases}$$

We assume that $d > r > 0$. We have

$$\bar{r}_1 = \bar{r}_2 = \frac{1}{2T} \int_0^{2T} r_i(t) dt = \frac{r-d}{2} < 0, \quad \chi = \frac{1}{2T} \int_0^{2T} \max(r_1(t), r_2(t)) dt = r > 0,$$

which means that each patch is a sink, while $\chi > 0$. According to the theorem of Katriel (see Theorem 2.2) inflation can occur. Let $\varepsilon = \frac{d-r}{d+r}$. We have $1 - \varepsilon = \theta r$ and $1 + \varepsilon = \theta d$, where $\theta = \frac{2}{d+r}$. Therefore, the change of time $t = \theta s$ transforms the switched system (15) into the system

$$\begin{aligned} \text{For } s \in [0, \frac{T}{\theta}), \quad & \begin{cases} \frac{dx_1}{ds} = (1 - \varepsilon)x_1 + \theta m(x_2 - x_1) \\ \frac{dx_2}{ds} = -(1 + \varepsilon)x_2 + \theta m(x_1 - x_2) \end{cases} \\ \text{For } s \in [\frac{T}{\theta}, 2\frac{T}{\theta}), \quad & \begin{cases} \frac{dx_1}{ds} = -(1 + \varepsilon)x_1 + \theta m(x_2 - x_1) \\ \frac{dx_2}{ds} = (1 - \varepsilon)x_2 + \theta m(x_1 - x_2) \end{cases} \end{aligned}$$

This is the periodic (± 1) -model given by (12), with T replaced by T/θ and m replaced by θm , that is $\Sigma(\varepsilon, \theta m, T/\theta)$

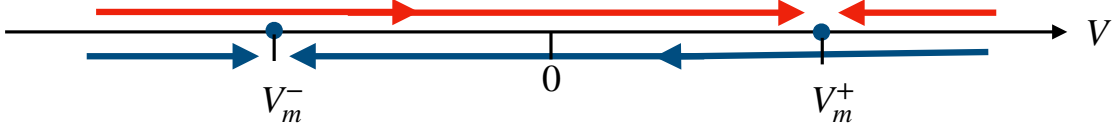


Figure 2: The switched system $F(m, T)$: in red F_m^+ , in blue F_m^- , defined by (18) and (19) respectively

2.3.2 The (± 1) model in the variables (U, V)

In the new variables (U, V) the system becomes

$$S(\varepsilon, m, T) \quad \begin{cases} \frac{dU}{dt} = m \cosh(2V) - m - \varepsilon \\ \frac{dV}{dt} = u(t) - m \sinh(2V) \end{cases} \quad (16)$$

The non autonomous system

$$F(m, T) \quad \begin{cases} \frac{dV}{dt} = u(t) - m \sinh(2V) \end{cases} \quad (17)$$

is a one dimensional switched system between the two autonomous equations

$$F_m^+ \quad \begin{cases} \frac{dV}{dt} = +1 - m \sinh(2V) \end{cases} \quad (18)$$

and

$$F_m^- \quad \begin{cases} \frac{dV}{dt} = -1 - m \sinh(2V) \end{cases} \quad (19)$$

We let $\varphi_t^+(v)$ and $\varphi_t^-(v)$ the solutions to (18) and (19) at time $t \geq 0$, starting from v at time 0. The two differential equations F_m^+ and F_m^- have respectively the points

$$V_m^+ = \frac{1}{2} \sinh^{-1}(+1/m) \quad V_m^- = \frac{1}{2} \sinh^{-1}(-1/m) \quad (20)$$

as globally asymptotically stable equilibria (that is, $\varphi_t^+(v)$ converges to V_m^+ and $\varphi_t^-(v)$ converges to V_m^-). From Figure 2 it is evident that the solutions of $F(m, T)$ are trapped in the interval $[V_m^-, V_m^+]$. The following proposition is easy to prove with elementary calculus means. Since we don't know reference for it a proof is done in Appendix C :

Proposition 2.3. *The switched system $F(m, T)$ has a unique periodic solution, denoted by $P_{m,T}(t)$, globally asymptotically stable, which oscillates between two values $P_{m,T}^-$ and $P_{m,T}^+$ contained in the interval $[V_m^-, V_m^+]$; $P_{m,T}^- = -P_{m,T}^+$ and the function $T \mapsto P_{m,T}^+$ is an increasing function of T which tends to V_m^+ when T tends to infinity.*

Let us denote :

$$\Delta(\varepsilon, m, T) = \frac{1}{2T} \int_0^{2T} m \cosh(2P_{m,T}(s)) - m - \varepsilon ds. \quad (21)$$

Then,

Proposition 2.4.

$$\lim_{t \rightarrow \infty} \frac{U(t)}{t} = \Delta(\varepsilon, m, T). \quad (22)$$

Hence, $U(t)$ tends to $\pm\infty$ according to the sign of $\Delta(\varepsilon, m, T)$.

Proof From the first equation of (16) one has

$$U(t) = U(0) + \int_0^t \varphi(V(s)) ds \quad (23)$$

with

$$\varphi(V) = m \cosh(2V) - m - \varepsilon \quad (24)$$

We claim that the following limits exist and are equal

$$\lim_{t \rightarrow \infty} \frac{U(t)}{t} = \lim_{n \rightarrow \infty} \frac{U(n2T)}{n2T}.$$

Therefore, for all $n_1 \geq 0$,

$$\lim_{t \rightarrow \infty} \frac{U(t)}{t} = \lim_{n \rightarrow \infty} \frac{1}{n2T} \left(U(0) + \int_0^{n_1 2T} \varphi(V(s)) ds + \int_{n_1 2T}^{n2T} \varphi(V(s)) ds \right).$$

Since the solution $V(s)$ converges to the periodic solution $P_{m,T}(t)$ for n_1 large enough we can replace in the second integral $V(s)$ by $P_{m,T}(s)$ and then

$$\lim_{t \rightarrow \infty} \frac{U(t)}{t} = \lim_{n \rightarrow \infty} \frac{1}{n2T} \left(U(0) + \int_0^{n_1 2T} \varphi(V(s)) ds \right) + \frac{1}{n2T} \left(\int_{n_1 2T}^{n2T} \varphi(P_{m,T}(s)) ds \right).$$

The first term tends to 0 as $n \rightarrow \infty$ and the second reads

$$\frac{1}{n2T} \left(\int_{n_1 2T}^{n2T} \varphi(P_{m,T}(s)) ds \right) = \frac{(n - n_1)2T}{n_1 2T + (n - n_1)2T} \frac{1}{2T} \int_0^{2T} \varphi(P_{m,T}(s)) ds,$$

which limit for $n \rightarrow \infty$ is just

$$\frac{1}{2T} \int_0^{2T} \varphi(P_{m,T}(s)) ds = \frac{1}{2T} \int_0^{2T} m \cosh(2P_{m,T}(s)) - m - \varepsilon ds.$$

It remains to prove the claim. For $t \in [2nT, 2(n+1)T)$, we have

$$\frac{U(t)}{t} = \frac{2nT}{t} \frac{U(2nT)}{2nT} + \frac{1}{t} \int_{2nT}^t \varphi(V(s)) ds$$

When t goes to infinity, $\frac{2nT}{t}$ goes to 1, whereas, since $V(s)$ is bounded, the second term in the right hand side goes to 0. This entails the claim and concludes the proof. \square

Let us evaluate $\Delta(\varepsilon, m, T)$. Since the function $V \mapsto (m \cosh(V) - m - \varepsilon)$ is even and, as it is easily seen, $S^+(\varepsilon, m)$ and $S^-(\varepsilon, m)$ are symmetric with respect to the horizontal axe, we have

$$\Delta(\varepsilon, m, T) = \frac{1}{T} \int_0^T \cosh(2P_{m,T}(s)) - m - \varepsilon ds. \quad (25)$$

Recall (see (16)) that U is solution to

$$U(t) = U_0 + \int_0^t (m \cosh(V(s)) - m - \varepsilon) ds. \quad (26)$$

Elementary computations shows that

Proposition 2.5. *The right member of Equation (26) is strictly negative on the interval $]A_{\varepsilon, m}^-, A_{\varepsilon, m}^+[$ and positive outside with*

$$A_{m, \varepsilon}^- = -\frac{1}{2} \cosh^{-1} \left(1 + \frac{\varepsilon}{m} \right) \quad A_{m, \varepsilon}^+ = \frac{1}{2} \cosh^{-1} \left(1 + \frac{\varepsilon}{m} \right).$$

Moreover,

$$1. \quad m > \frac{1-\varepsilon}{2\varepsilon} \implies [V_m^-, V_m^+] \subset [A_{\varepsilon, m}^-, A_{\varepsilon, m}^+]$$

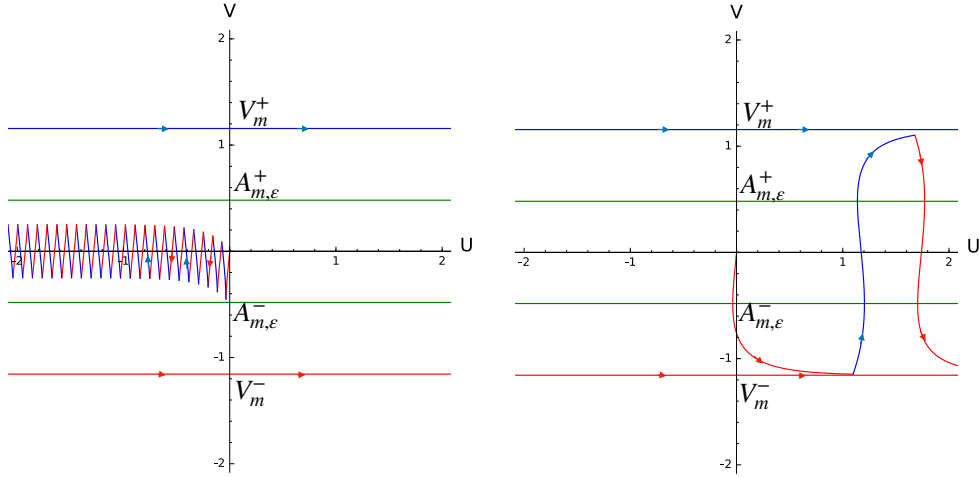


Figure 3: The switched system $S(\epsilon, m, T)$: in blue $u(t) = +1$, in red $u(t) = -1$. $\epsilon = 0.1$ $m = 0.2$, $T = 0.5$ (left), $T = 3$, (right).

$$2. \quad m < \frac{1-\epsilon}{2\epsilon} \implies [V_m^-, V_m^+] \supset [A_{\epsilon, m}^-, A_{\epsilon, m}^+]$$

From this proposition one can see what is going on. On figure 3 one sees a simulation in the plane (U, V) of trajectories in the case n° 2. On the left, the period is short which results in the amplitude of the oscillations of the periodic solution being small. In this case the trajectory of the periodic solution remains largely inside the stripe $V \in [V_m^-, V_m^+]$ where $\frac{dV}{dt} < 0$ which results in the decrease of U . On the contrary, when the period is large ($T = 3$ in the simulation on the right) $v(t)$ has time to approach and stay close to V_m^- or V_m^+ where $\frac{dV}{dt} > 0$ which leads to the growth of U .

In other words, since $V = \ln(\sqrt{x_1/x_2})$ measures the "asymmetry" between the abundances on the two patches, we can see that when the period is important, the most loaded site is little diminished by the migration towards the less loaded patch, and, on the contrary, this last one sees its population strongly increase, which increases the product $x_1 x_2$ and then U .

A more precise description of the behavior of $\Delta(\epsilon, m, T)$ is given by the following proposition which details of the proof are given in Appendix D.

Proposition 2.6. Properties of $\Delta(\epsilon, m, T)$

1. For fixed $T > 0$, for both small and large values of m , $\Delta(\epsilon, m, T) < 0$ and thus if there is inflation it must be for some intermediate value of the migration m .
2. For fixed $\epsilon > 0$ and $m < \frac{1-\epsilon^2}{2\epsilon}$, there exists a threshold $T^*(\epsilon, m)$ such that for $T < T^*(\epsilon, m)$, $\Delta(\epsilon, m, T) < 0$ and there is no inflation while for $T > T^*(\epsilon, m)$, $\Delta(\epsilon, m, T) > 0$ and there is inflation.
3. For every $\epsilon > 0$, the minimum of $T^*(\epsilon, m)$ over m is strictly positive. In other words there exists a threshold $T^{**} > 0$ such that for $T < T^{**}$, for all values of m , $\Delta(\epsilon, m, T) < 0$ and there is no inflation.

2.3.3 An explicit formula for $\Delta(\epsilon, m, T)$

By an elementary but not immediate computation (see appendix E) one proves the following explicit formula for $\Delta(\epsilon, m, T)$

Proposition 2.7. *Let us denote*

$$b = e^{T\sqrt{1+m^2}} \quad C = m^2 b^4 + 2m^2 b^2 + 4b^2 + m^2.$$

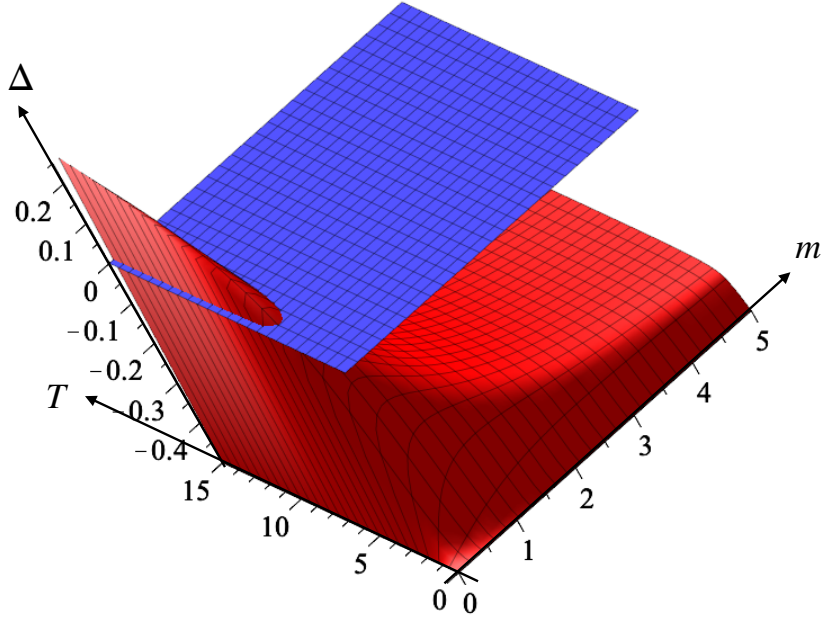


Figure 4: Graph of $\Delta(0.5, m, T)$

Then one has

$$\Delta(\varepsilon, m, T) = \frac{1}{2T} \ln \frac{m^2 b^4 + 2b^2 + m^2 + m(b^2 - 1)\sqrt{C}}{2(1+m^2)b^2} - (m + \varepsilon) \quad (27)$$

On Figure 4 this formula is used to draw the picture (using the software Maple) of the graph of $\Delta(0.5, m, T)$ with respect to the variables (m, T) .

Small and large values of m or T . On Figure. 4 one sees that $\Delta(0.5, 0, T) = -0.5 = -\varepsilon$, which is easily understandable: for $m = 0$ one has $\frac{dx_1}{dt} = (u(t) - \varepsilon)x_1$, $\frac{dx_2}{dt} = (-u(t) - \varepsilon)x_2$ taking the mean of the two logarithm $\frac{U}{dt} = -\varepsilon$. For $T = 0$, one sees that $\Delta(0.5, m, 0)$ is equal to $-1 = -\varepsilon$ which is explained by the general fact (see e.g. [18, 28]) that if we consider a switched system at a rate witch tends to infinity (i.e. $T \rightarrow 0$) then the solutions tend to solutions of the system which is the mean of the two systems ; in our case the mean of the two systems is :

$$\begin{aligned} \frac{dU}{dt} &= m \cosh(2V) - m - \varepsilon \\ \frac{dV}{dt} &= \frac{(u(t) - m \sinh(2V)) + (-u(t) - m \sinh(2V))}{2} = -m \sinh(2V) \end{aligned} \quad (28)$$

which, after a transient, are just $\frac{dU}{dt} = -\varepsilon$

The asymptotic behaviors for small and large values of m or T can also be derived by basic development on the explicit formula (27), as shown by the next proposition.

Proposition 2.8. *For fixed value of m , one has*

$$\lim_{T \rightarrow \infty} \Delta(\varepsilon, m, T) = \left(\sqrt{1+m^2} - (m + \varepsilon) \right) \quad \lim_{T \rightarrow 0} \Delta(\varepsilon, m, T) = -\varepsilon.$$

For fixed value of $T > 0$,

$$\lim_{m \rightarrow 0} \Delta(\varepsilon, m, T) = \lim_{m \rightarrow +\infty} \Delta(\varepsilon, m, T) = -\varepsilon.$$

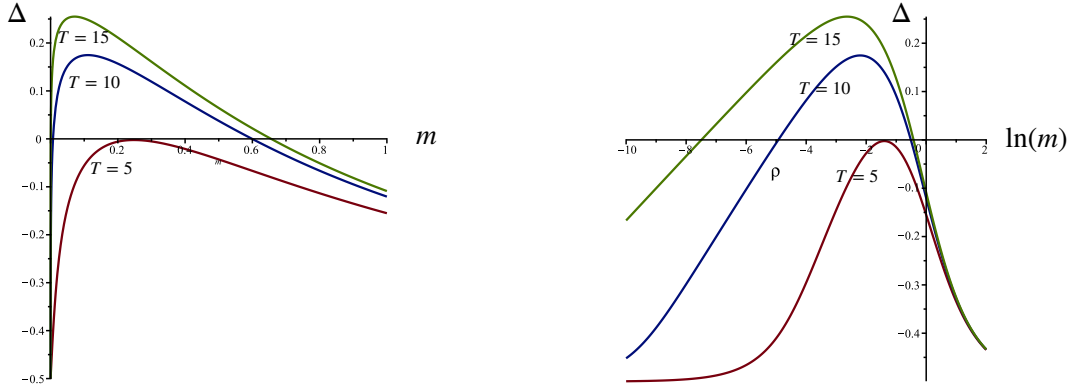


Figure 5: Graphs of $m \mapsto \Delta(\varepsilon, m, T) : T = 5, 10, 15 ; \varepsilon = 0.5$

This proposition tells us that, if $m < \frac{1-\varepsilon^2}{2\varepsilon}$, then for T sufficiently large, inflation occurs. In addition, if m is fixed and T is small or if T is fixed and m too small or too large, there is no inflation.

Threshold value of m for large T . On figure 4 one sees that, for large values of T the dependence with respect to m is very sharp close to 0 ; in order to have a better understanding of what is going on around 0 we ask to Maple to draw the graph of $m \mapsto \Delta(\varepsilon, m, T)$ for three values of $T : 5, 10, 15$. The result is shown on figure 5. On the left one sees that the threshold for the appearance of positive values of Δ is very small and on the right we see the same graphs but with a logarithmic scale for m . From the picture we guess the following property, which is confirmed by the mathematical derivation of appendix F:

Proposition 2.9. *When T is large ($T \rightarrow +\infty$) the threshold value at which $m \mapsto \Delta(\varepsilon, m, T)$ becomes positive is the exponentially small value :*

$$m^*(\varepsilon, T) \sim e^{-(1-\varepsilon)T} \quad (29)$$

Recall that if $m = 0$, there is no inflation. The above proposition states that the threshold value of m at which inflation occurs is exponentially small for T large enough. As is appears from Figure 4, the approximation (29) works extremely well for T larger than 5. This result is quite striking. For example, for $T = 10$, the system goes from no inflation for $m = 0$ to inflation for $m = 10^{-5}$!

Remark 4. This proposition gives an affirmative answer to **Conjecture 3** of Katriel's paper [29] in the particular case of piecewise constant model which takes advantage of explicit formulas for the solutions. In a forthcoming paper we shall prove this conjecture in the general case [34].

2.3.4 Back to the variables x_1, x_2

One has $\exp(U(t)) = \sqrt{x_1(t)x_2(t)}$ and we know that for large values of t one has $-V_m^+ < V(t) < +V_m^+$ which means $\frac{1}{r} < \frac{x_2}{x_1} < r$, with $r = \exp(V_m^+)$. From this we deduce that :

$$\Sigma(\varepsilon, m, T) \text{ is stable} \iff \Delta(\varepsilon, m, T) < 0 \quad (30)$$

On the other hand let us consider the "period mapping" of $\Sigma(\varepsilon, m, T)$, that is to say the linear mapping which, to an initial condition $(x_1(0), x_2(0))$ at time 0, assigns the solution of $\Sigma(\varepsilon, m, T)$ at time $2T$ and let us denote it by

$$\begin{pmatrix} x_1(2T) \\ x_2(2T) \end{pmatrix} = M(\varepsilon, m, T) \begin{pmatrix} x_1(0) \\ x_2(0) \end{pmatrix} \quad (31)$$

The stability of our system $\Sigma(\varepsilon, m, T)$ is equivalent to the stability of the linear discrete system of \mathbb{R}^2

$$X_{n+1} = M(\varepsilon, m, T)X_n \quad (32)$$

For $u = -1, 1$, let us denote by $M_{\varepsilon, m}^u$ the matrix

$$M_{\varepsilon, m}^u = \begin{pmatrix} u - m - \varepsilon & +m \\ +m & -u - m - \varepsilon \end{pmatrix} \quad (33)$$

With this notation the matrix $M(\varepsilon, m, T)$ is given by

$$M(\varepsilon, m, T) = e^{TM_{\varepsilon, m}^{-1}} e^{TM_{\varepsilon, m}^{+1}} \quad (34)$$

The stability of the discrete system $X_{n+1} = M(\varepsilon, m, T)X_n$ is decided by the spectral radius

$$\sigma(\varepsilon, m, T) = \max |\lambda_i(\varepsilon, m, T)| \quad i = 1, 2 \quad (35)$$

where $\lambda_i(\varepsilon, m, T)$ are the two real eigenvalues of $M(\varepsilon, m, T)$ (note that since $M_{\varepsilon, m}^{+1}$ and $M_{\varepsilon, m}^{-1}$ are symmetric, so is $M(\varepsilon, m, T)$ and its eigenvalues are real). Thus

$$\Sigma(\varepsilon, m, T) \text{ is stable} \iff \sigma(\varepsilon, m, T) < 1 \quad (36)$$

In view of (30) and (36) there must be a connection between $\Delta(\varepsilon, m, T)$ and $\sigma(\varepsilon, m, T)$. The connection is given by the following proposition, which is proved in appendix G.

Proposition 2.10.

$$\Delta(\varepsilon, m, T) = \frac{1}{2T} \ln(\sigma(\varepsilon, m, T)) \quad (37)$$

2.4 The (± 1) model in stochastic environment

2.4.1 Random choice of switching times

In the previous section, the switching from system $\Sigma^+(\varepsilon, m)$ to $\Sigma^-(\varepsilon, m)$ and vice versa, occurs after a fixed deterministic time T . Considering that switching from one system to the other models is a change in the environment, it makes sense to deal with the case where switching occur after a random time. More precisely, we consider a sequence of iid⁴ random variables $(S_n)_{n \geq 0}$, with common law μ on $[0, \infty)$, and a random function $t \mapsto \mathbf{u}(t)$ such that,

$$t \in [T_{2n}, T_{2n+1}[\Rightarrow \mathbf{u}(t) = 1 \quad t \in [T_{2n+1}, T_{2n+2}[\Rightarrow \mathbf{u}(t) = -1$$

where $T_0 = 0$ and for $n \geq 1$, $T_n = \sum_{k=1}^n S_k$. From this function \mathbf{u} , we build a stochastic process solution to

$$\Sigma(\varepsilon, m, \mu) \begin{cases} \frac{dx_1}{dt} = (+\mathbf{u}(t) - \varepsilon)x_1 + m(x_2 - x_1) \\ \frac{dx_2}{dt} = (-\mathbf{u}(t) - \varepsilon)x_2 + m(x_1 - x_2) \end{cases} \quad (38)$$

In other words, after the n -th switching, we draw a random variable S_{n+1} with law μ independent from anything else, and we integrate system $\Sigma^+(\varepsilon, m)$ when n is even ($\Sigma^-(\varepsilon, m)$ when n is odd) for a time S_n . The periodic system studied in the previous section is the particular case when the law μ is the Dirac mass at T , i.e., $S_n = T$ almost surely for all $n \geq 1$.

We let $\mathbb{E}(Y)$ denote the expectation of a random variable Y and $\mathbb{P}(A)$ the probability of an event A . Since $\mathbb{E}(S_1)$ represents the mean time spent in each regime, we assume that $\mathbb{E}(S_1) < +\infty$. In addition, we assume that $\mathbb{P}(S = 0) = 0$, in order to avoid instantaneous change of regime.

⁴” iid ” means Independent, Identically Distributed.

As in the case of periodic environment, we perform the change of variable $V = \frac{1}{2}(\ln(x_1) - \ln(x_2))$ and $U = \frac{1}{2}(\ln(x_1) + \ln(x_2))$ to get

$$\mathbf{S}(\varepsilon, m, \mu) \quad \begin{cases} \frac{dU}{dt} = m \cosh(2V) - m - \varepsilon \\ \frac{dV}{dt} = \mathbf{u}(t) - m \sinh(2V) \end{cases} \quad (39)$$

The system $\mathbf{S}(\varepsilon, m, \mu)$ is composed of the one-dimensional system

$$F(m, \mu) \quad \frac{dV}{dt} = \mathbf{u}(t) - m \sinh(2V) \quad (40)$$

which then gives the solution of U ,

$$U(t) = U_0 + \int_0^t (m \cosh(2V(s)) - m - \varepsilon) ds \quad (41)$$

Remark 5. The process $(\mathbf{u}(t))_{t \geq 0}$ is a so-called *semi-Markov process*. It is in general not a Markov process, but the sequence of post-jump locations make a Markov chain, which explains the name semi-Markov. In the particular case where μ is an exponential law (and only in this case), $(\mathbf{u}(t))_{t \geq 0}$ is a Markov process, as well as the processes (V, U, \mathbf{u}) and (V, \mathbf{u}) . These two latter processes are called *Piecewise Deterministic Markov Processes* (see Section 2.4.2 below).

Recall that we say that a sequence of random variables Y_n converges in distribution (or in law) to a variable Y_∞ if for all bounded continuous function f , $\mathbb{E}(f(Y_n)) \rightarrow \mathbb{E}(f(Y_\infty))$ when n goes to infinity. For all $n \geq 0$, set $\hat{V}_n = V(T_n)$.

Lemma 2.11. *There exist random variables $V_\infty^- = V_\infty^-(m, \mu)$ and $V_\infty^+ = V_\infty^+(m, \mu)$ such that*

1. V_∞^+ and V_∞^- lie almost surely in $[V_m^-, V_m^+]$; where V_m^+ and V_m^- are given by (20);
2. \hat{V}_{2n} and \hat{V}_{2n+1} converge in distribution to V_∞^- and V_∞^+ respectively;
3. Let S be a random variable with law μ , independent from V_∞^- and V_∞^+ . Then, with probability 1, for all bounded measurable function $f : \mathbb{R} \times \mathbb{R}_+ \rightarrow \mathbb{R}$,

$$\lim_{n \rightarrow \infty} \frac{1}{n} \sum_{k=0}^{n-1} f(\hat{V}_{2k}, S_{2k+1}) = \mathbb{E}[f(V_\infty^-, S)]; \quad \lim_{n \rightarrow \infty} \frac{1}{n} \sum_{k=0}^{n-1} f(\hat{V}_{2k+1}, S_{2k+2}) = \mathbb{E}[f(V_\infty^+, S)]$$

Remark 6. If $\mu = \delta_T$ is the Dirac mass at T , $V_\infty^-(m, \delta_T) = P_{m,T}(0)$ and $V_\infty^+(m, \delta_T) = P_{m,T}(T)$, where $P_{m,T}$ is the unique periodic solution of the system $F(m, T)$ (see Equation (17)) granted by Proposition 2.3.

This lemma proved in Appendix H, tells us that the location of V after an even number of jumps is asymptotically close, in distribution, to a variable V_∞^- , and to a variable V_∞^+ after an odd number of jumps. This enable us to give the asymptotic growth rate of U , as in Proposition 2.4. Recall that $\varphi_t^+(v)$ and $\varphi_t^-(v)$ are the solutions to F_m^+ and F_m^- at time $t \geq 0$, starting from v at time 0, respectively.

Proposition 2.12. *Let S be a random variable with law μ , independent from V_∞^+ and V_∞^- . Set*

$$\Delta(m, \mu) = \frac{\mathbb{E} \left(\int_0^S m (\cosh(2\varphi_s^+(V_\infty^-)) - 1) ds \right) + \mathbb{E} \left(\int_0^S m (\cosh(2\varphi_s^-(V_\infty^+)) - 1) ds \right)}{2\mathbb{E}(S)} \quad (42)$$

Then, for all initial condition $V(0), U(0)$, one has, with probability one,

$$\lim_{t \rightarrow \infty} \frac{U(t)}{t} = \Delta(\varepsilon, m, \mu) := \Delta(m, \mu) - \varepsilon.$$

The proof of Proposition 2.12, given in Appendix I, is similar to the proof of Proposition 2.4, using probabilistic tools and the law of large numbers given by the third point of Lemma 2.11.

Remark 7. If $\mu = \delta_T$ is the Dirac mass at T , we have by definition of $P_{m,T}$ that for all $s \in [0, T]$, $\varphi_s^+(V_\infty^-) = P_{m,T}(s)$ and $\varphi_s^-(V_\infty^+) = P_{m,T}(T + s)$. Thus,

$$\mathbb{E} \left(\int_0^S m(\cosh(2\varphi_s^+(V_\infty^-)) - 1) ds \right) = \int_0^T m(\cosh(2P_{m,T}(s)) - 1) ds$$

and

$$\begin{aligned} \mathbb{E} \left(\int_0^S m(\cosh(2\varphi_s^-(V_\infty^+)) - 1) ds \right) &= \int_0^T m(\cosh(2P_{m,T}(s+T)) - 1) ds \\ &= \int_T^{2T} m(\cosh(2P_{m,T}(s)) - 1) ds, \end{aligned}$$

so that

$$\Delta(\varepsilon, m, \delta_T) = \frac{1}{2T} \int_0^{2T} m(\cosh(2P_{m,T}(s)) - 1 - \varepsilon) ds = \Delta(\varepsilon, m, T).$$

Therefore, we retrieve the growth rate computed in the previous section.

Remark 8. Under some additional assumptions on the law μ , it is possible to prove that $V(t)$ converges in distribution to a variable V_∞ as t goes to infinity (see the forthcoming paper [26] for general conditions and Section 2.4.2 below for a particular case). In that case, we can express $\Delta(\varepsilon, m, \mu)$ as

$$\Delta(\varepsilon, m, \mu) = \mathbb{E}[m(\cosh(2V_\infty) - 1)] - \varepsilon.$$

2.4.2 The particular case of PDMP

In this section, we detail the particular case where μ is an exponential law with parameter σ , i.e., μ is absolutely continuous with respect to the Lebesgue measure with density defined on \mathbb{R}_+ by $g(x) = \sigma e^{-\sigma x}$. Since $\mathbb{E}(S_1) = \frac{1}{\sigma}$, we rather use the parametrization $T = 1/\sigma$ in the sequel. In this situation of an exponential law, as noticed in Remark 5, the process $(V_t, \mathbf{u}(t))_{t \geq 0}$ is a Piecewise Deterministic Markov process. In addition, some explicit computations are made possible in that case.

First, it can be proven easily, using e.g. [5, Theorem 4.6] that $V(t)$ converges in distribution to a random variable V_∞ , whose law admits a density with respect to the Lebesgue measure. In addition, this density is explicitly computable, and given by (see e.g [16, Proposition 3.12] for the general formula)

$$\rho_{m,T}(v) = C(m) \left(\frac{1}{|F_m^+(v)|} + \frac{1}{|F_m^-(v)|} \right) \left(\frac{e^{V_m^+} - e^v}{e^v + e^{V_m^-}} \frac{e^v - e^{V_m^-}}{e^v + e^{V_m^+}} \right)^{\frac{1}{2T\sqrt{m^2+1}}}; \quad (43)$$

for all $v \in [V_m^-, V_m^+]$, where $C(m)$ is a normalisation constant. Moreover, the following strong law of large numbers is satisfied. For all bounded measurable function $f : [V_m^-, V_m^+] \mapsto \mathbb{R}$

$$\lim_{t \rightarrow \infty} \frac{1}{t} \int_0^t f(V(s)) ds = \mathbb{E}(f(V_\infty)).$$

This entails, as noticed in Remark 8, that

$$\lim_{t \rightarrow \infty} \frac{U(t)}{t} = m(\cosh(2V_\infty) - 1) - \varepsilon = \Delta(\varepsilon, m, \mu),$$

which can be rewritten as

$$\Delta(\varepsilon, m, \mu) = \int_{[V_m^-, V_m^+]} m(\cosh(2v) - 1) \rho_{m,T}(v) dv.$$

Remark 9. From the explicit expression (43) of $\rho_{m,T}$, it is possible to prove that, for fixed m and T , there exist constants $C_-(m, T), C_+(m, T)$ such that, as $v \rightarrow V_m^+$,

$$\rho_{m,T}(v) \sim C_+(m, T)(e^{V_m^+} - e^v)^{\frac{1}{2T\sqrt{1+m^2}}-1},$$

while as $v \rightarrow V_m^-$,

$$\rho_{m,T}(v) \sim C_-(m, T)(e^v - e^{V_m^-})^{\frac{1}{2T\sqrt{1+m^2}}-1}.$$

In particular, $\rho_{m,T}$ is bounded in neighbourhoods of V_m^+ and V_m^- if and only if $1 \geq 2T\sqrt{m^2+1}$. This condition is consistent with the following heuristic: if T is large, the environment does not switch often, and the process V follows the vector fields F_m^+ and F_m^- for a long time, and thus spend a large amount of time close to the equilibria V_m^+ and V_m^- . Hence, for large T , one expects that the distribution $\Pi_{m,T}$ give a lot of mass near V_m^+ and V_m^- . On the contrary, if T is small, the environment switches frequently, and the process V spend most of time in the middle of the interval $[V_m^-, V_m^+]$, and therefore one expects the distribution $\Pi_{m,T}$ to vanish at the extremity of the interval.

2.4.3 When the mean switching time goes to infinity

Let us assume that we have a family of law $(\mu^{(T)})_{T>0}$ such that, for all $T > 0$; $\int_{[0,\infty)} t\mu^{(T)}(dt) = T$. In other words, the mean time spent in each environment is T . We now prove that, when m is fixed and T goes to infinity, the asymptotic of $\Delta(\varepsilon, m, \mu^{(T)})$ is the same as in the periodic case. In particular, for m small enough, one can choose T large enough so that $\Delta(\varepsilon, m, \mu^{(T)}) > 0$ and there is inflation. This comes from the fact that, as T goes to infinity, the time spent in each environment is large enough so that $\varphi_s^0(v)$ and $\varphi_s^1(v)$ become, uniformly in v in a compact interval, arbitrarily close from V_m^+ and V_m^- , respectively.

Proposition 2.13. For fixed $m > 0$,

$$\lim_{T \rightarrow \infty} \Delta(\varepsilon, m, \mu^{(T)}) = \sqrt{1+m^2} - m - \varepsilon.$$

In particular, whenever $m < \frac{1-\varepsilon^2}{2\varepsilon}$, for T large enough, $\Delta(\varepsilon, m, \mu^{(T)}) > 0$ and there is inflation.

Proof. The proof is similar to the proof of Cesaro's Lemma. Let $S^{(T)}$ be a random variable with law $\mu^{(T)}$. We claim that for all continuous function $g : [V_m^-, V_m^+] \rightarrow \mathbb{R}$,

$$\lim_{T \rightarrow \infty} \sup_{v \in [V_m^-, V_m^+]} \left| \frac{\mathbb{E} \left(\int_0^{S^{(T)}} g(\varphi_r^+(v)) dr \right)}{\mathbb{E}(S^{(T)})} - g(V_m^+) \right| = 0,$$

and similarly with V_m^- instead of V_m^+ when φ^+ is replaced by φ^- in the integral. Applying this result to the function $g(v) = m(\cosh(2v) - 1)$ and using formula (42) proves the proposition since $g(V_m^+) = g(V_m^-) = \sqrt{1+m^2} - m$. We now prove the claim. Since V_m^+ is globally attractive for the flow φ^+ , for all $\varepsilon > 0$ there exists $M > 0$ such that, for all $r \geq M$, $\sup_{v \in [V_m^-, V_m^+]} |\varphi_r(v) - V_m^+| \leq \varepsilon$. Since g is uniformly continuous on $[V_m^-, V_m^+]$, this entails that for M large enough and $r \geq M$, $\sup_{v \in [V_m^-, V_m^+]} |g(\varphi_r(v)) - g(V_m^+)| \leq \varepsilon$. Hence, for all $v \in [V_m^-, V_m^+]$,

$$\begin{aligned} \left| \frac{\mathbb{E}(\int_0^{S^{(T)}} g(\varphi_r^+(v)) dr)}{\mathbb{E}(S^{(T)})} - g(V_m^+) \right| &\leq \frac{\mathbb{E}(\int_0^{S^{(T)} \wedge M} |g(\varphi_r^+(v)) - g(V_m^+)| dr)}{\mathbb{E}(S^{(T)})} \\ &\quad + \frac{\mathbb{E}(\int_M^{S^{(T)}} |g(\varphi_r^+(v)) - g(V_m^+)| dr \mathbb{1}_{S^{(T)} > M})}{\mathbb{E}(S^{(T)})} \\ &\leq \frac{2M\|g\|_\infty}{T} + \varepsilon, \end{aligned}$$

where we have used that $\mathbb{E}(S^{(T)}) = T$. This proves the claim. \square

2.4.4 Random choice of (± 1) .

In this section, we study another type of random process linked to the (± 1) model. We assume that, in each patch, after each T units of time, we select at random, independently from anything else, whether the growth rate within the patch will be $1 - \varepsilon$ or $-(1 + \varepsilon)$ for the next T units of time. More formally, we consider the system such that; for all $n \geq 0$, for all $t \in [nT, (n+1)T)$,

$$\Sigma(\varepsilon, p_1, p_2, m, T) \begin{cases} \frac{dx_1}{dt} = (z_1^n - \varepsilon)x_1 + m(x_2 - x_1) \\ \frac{dx_2}{dt} = (z_2^n - \varepsilon)x_2 + m(x_1 - x_2) \end{cases} \quad (44)$$

where $(z_1^n)_{n \geq 0}$ and $(z_2^n)_{n \geq 0}$ are independent sequences of i.i.d. random variables with values in $\{-1, 1\}$ such that for $i = 1, 2$, $\mathbb{P}(z_i^n = 1) = p_i \in (0, 1)$. Note in particular that the growth rates of the two patches are totally uncorrelated and that there is no temporal autocorrelation for the value of the growth rate within a given patch. In the $U - V$ variables, the system becomes, for $t \in [nT, (n+1)T)$,

$$\begin{cases} \frac{dU}{dt} = \frac{z_1^n + z_2^n}{2} + m \cosh(2V) - m - \varepsilon \\ \frac{dV}{dt} = \frac{z_1^n - z_2^n}{2} - m \sinh(2V) \end{cases} \quad (45)$$

Note that now, V is switching between three autonomous system : F_m^+ , F_m^- and F_m^0 , where

$$F_m^0 \quad \left\{ \frac{dV}{dt} = -m \sinh(2V) \right. \quad (46)$$

We denote by φ^0 the flow associated to F_m^0 . For $n \geq 0$, we let $\hat{V}_n = V(nT)$. As in the previous section, we can precise the asymptotic behavior of \hat{V}_n .

Lemma 2.14. *The followings hold true:*

1. *The sequence $(\hat{V}_n)_{n \geq 0}$ is a Markov chain;*
2. *\hat{V}_n converges in distribution to a random variable \hat{V}_∞ which lies almost surely in $[V_m^-, V_m^+]$;*
3. *For $k \geq 0$, let $h_k = \frac{z_1^k - z_2^k}{2}$ and let \mathbf{h} a random variable independent from \hat{V}_∞ , with the law of h_1 . Then, with probability 1, for all bounded measurable function $f : [V_m^-, V_m^+] \times \{-1, 0, 1\} \rightarrow \mathbb{R}$,*

$$\lim_{n \rightarrow \infty} \frac{1}{n} \sum_{k=0}^{n-1} f(\hat{V}_k, h_k) = \mathbb{E}(f(\hat{V}_\infty, \mathbf{h})).$$

Now, similarly to the proof of Proposition 2.12, we can use the previous lemma to show that there exists an asymptotic growth rate for U .

Proposition 2.15. *Let \mathbf{h} be a random variable, independent from \hat{V}_∞ , with the law of $\frac{z_1^1 - z_2^1}{2}$. Set*

$$\Delta(p_1, p_2, m, T) = \frac{\mathbb{E}(\int_0^T m (\cosh(2\varphi_r^{\mathbf{h}}(\hat{V}_\infty)) - 1) dr)}{T} + p_1 + p_2 - 1$$

Then,

$$\lim_{t \rightarrow \infty} \frac{U(t)}{t} = \Delta(p_1, p_2, m, T, \varepsilon) = \Delta(p_1, p_2, m, T) - \varepsilon.$$

The proof of Proposition 2.15 is very similar to the proof of Proposition 2.12 and left to the reader. We illustrate this proposition by the simulations of figure 6 which is counterpart of those of figure 3 in the deterministic periodic case. We have considered the system (45) with $p_1 = p_2 = \frac{1}{2}$ and $m = 0.1$ and $\varepsilon = 0.1$. On the right one sees a realization of the process with $T = 5$; one sees:

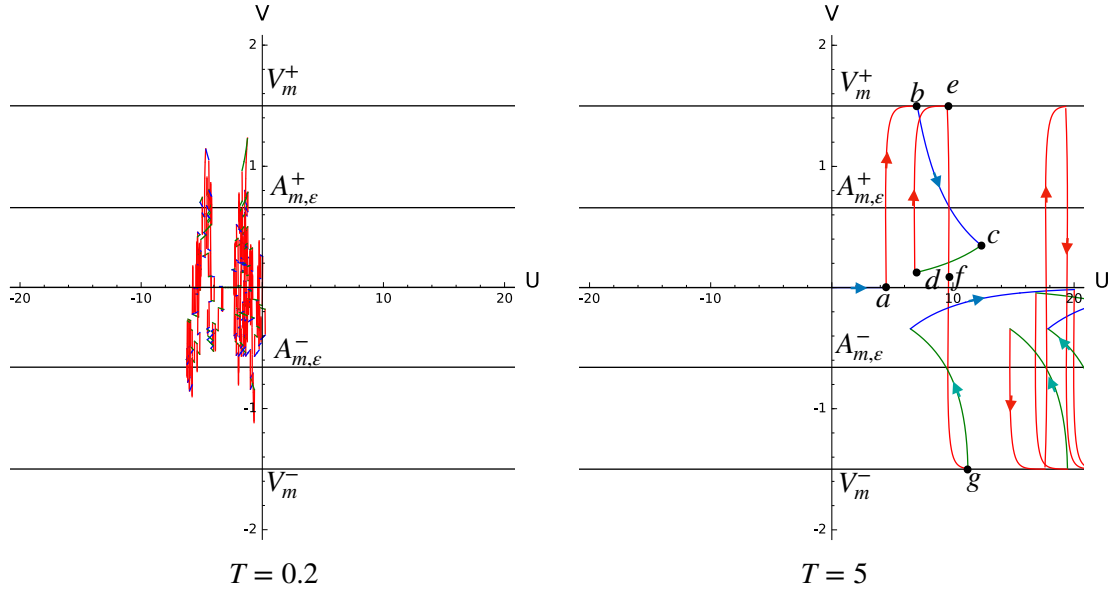


Figure 6: System (45). On the left one realization with duration between switches = 0.2 ; on the right duration = 5. More comments in the text.

- From 0 to a : $z_1 = z_2 = +1$. The abundance of population is increasing on both patches; trajectory in blue.
- From a to b : $z_1 = 1, z_2 = -1$. Site 1 is favorable, site 2 unfavorable.
- From b to c : $z_1 = z_2 = +1$. The abundance of population is increasing on both patches.
- From c to d : $z_1 = z_2 = -1$. The abundance of population is decreasing on both patches; trajectory in green.
- From d to e : $z_1 = 1, z_2 = -1$. Site 1 is favorable, site 2 unfavorable.
- From e to f : $z_1 = -1, z_2 = +1$. Site 1 is unfavorable, site 2 favorable.
- From f to g : $z_1 = -1, z_2 = +1$. Site 1 is favorable, site 2 unfavorable.
- ...

We see that, with respect to U , green and blue trajectories almost compensate while, since T is large enough, the red trajectories spent enough time in the strips $\mathbb{R} \times [A_{m,\epsilon}^+, V_m^+]$ and $\mathbb{R} \times [V_m^-, A_{m,\epsilon}^-]$ where U is increasing. on the left simulation we chose $T = 0.2$ which gives little chance to the trajectory to reach the strips where U is increasing.

In the situation of random switching time studied previously, we have shown that, provided m is small enough and the mean switching time is large enough, there is inflation. The present case of random choice of (± 1) is a bit different. Depending on the parameters p_1, p_2 and ϵ , it might happen that inflation never occurs, whatever the values of m and T are. We use the notations of Katriel to state this result.

Proposition 2.16. *Let*

$$\chi = \chi(p_1, p_2, \epsilon) = p_1(1 - p_2) + p_2(1 - p_1) + p_1 + p_2 - 1 - \epsilon$$

Then

- If $\chi < 0$, then for all (m, T) , $\Delta(p_1, p_2, m, T, \epsilon) < 0$, and there is no inflation
- If $\chi > 0$, there exists $m^*(\epsilon)$ such that, for all $m \in (0, m^*(\epsilon))$, there exists $T^*(m)$ such that, for all $T \geq T^*(m)$, $\Delta(p_1, p_2, m, T, \epsilon) > 0$ and there is inflation.

The second assertion is a consequence of the fact that, for all $m > 0$,

$$\begin{aligned}\lim_{T \rightarrow \infty} \Delta(p_1, p_2, m, T, \varepsilon) &= [p_1(1-p_2) + p_2(1-p_1)](\sqrt{1+m^2} - m) + p_1 + p_2 - 1 - \varepsilon \\ &= \chi - [p_1(1-p_2) + p_2(1-p_1)]m + o(m).\end{aligned}$$

Remark 10. Note that

$$\chi = [p_1(1-p_2) + p_2(1-p_1) + p_1p_2](1-\varepsilon) - [(1-p_1)(1-p_2)](1+\varepsilon).$$

The term $p_1(1-p_2) + p_2(1-p_1) + p_1p_2$ is the proportion of time where a least one patch is favourable, while the term $(1-p_1)(1-p_2)$ is the proportion of time where the two patches are unfavourable. In particular, $\chi > 0$ if and only if

$$\frac{p_1(1-p_2) + p_2(1-p_1) + p_1p_2}{(1-p_1)(1-p_2)} > \frac{1+\varepsilon}{1-\varepsilon},$$

that is, the ratio of the time in favorable states and the time in unfavorable state is higher than the ratio of the rates of decrease and of increase.

The proof of the first item of Proposition 2.16 is similar to the proof of the result of Katriel, with the use of the law of large numbers. It is remarkably simple, as we detail now

Proof. For all $t \in [nT, n(T+1))$, we have

$$\begin{aligned}\frac{d(x_1 + x_2)}{dt} &= (z_1^n - \varepsilon)x_1 + (z_2^n - \varepsilon)x_2 \\ &\leq (\max(z_1^n, z_2^n) - \varepsilon)(x_1 + x_2).\end{aligned}$$

This implies that

$$\ln((x_1 + x_2)((n+1)T)) \leq (\max(z_1^n, z_2^n) - \varepsilon)T + \ln((x_1 + x_2)(nT)),$$

and thus for all $n \geq 1$,

$$\frac{\ln((x_1 + x_2)(nT))}{nT} \leq -\varepsilon + \frac{1}{n} \sum_{k=0}^{n-1} \max(z_1^k, z_2^k).$$

Since the sequence $(\max(z_1^k, z_2^k))_{k \geq 0}$ is i.i.d., the strong law of large numbers implies that with probability 1,

$$\begin{aligned}\lim_{n \rightarrow \infty} \frac{1}{n} \sum_{k=0}^{n-1} \max(z_1^k, z_2^k) &= \mathbb{E}(\max(z_1^k, z_2^k)) \\ &= p_1(1-p_2) + p_2(1-p_1) + p_1p_2 - (1-p_1)(1-p_2)\end{aligned}$$

Hence,

$$\lim_{n \rightarrow \infty} \frac{\ln((x_1 + x_2)(nT))}{nT} \leq \chi,$$

and this entails the first point of the proposition.

The proof of the second point is very similar to the proof of Proposition 2.13, where we also use that, as t goes to infinity, $\varphi^0(v) \rightarrow 0$, uniformly in $v \in [V_m^-, V_m^+]$. Thus, the proof is omitted. \square

Remark 11. We could also have considered the case where z_1^n is not necessarily independent from z_2^n . In that case, we give the law $\mathbf{p} = (p_{1,1}, p_{1,-1}, p_{-1,1}, p_{-1,-1})$ of the couple $Z^n = (z_1^n, z_2^n)$: for $h, h' \in \{-1, +1\}$,

$$\mathbb{P}(Z^n = (h, h')) = p_{h,h'},$$

for some $p_{1,1}, p_{1,-1}, p_{-1,1}, p_{-1,-1}$ that sum to 1. The formula become

$$\lim_{T \rightarrow \infty} \Delta(\mathbf{p}, m, T, \varepsilon) = [p_{+,-} + p_{-,+}] (\sqrt{1+m^2} - m) + p_{++} - p_{--} - \varepsilon$$

$$\chi(\mathbf{p}, \varepsilon) = [p_{+,-} + p_{-,+} + p_{+,+}] (1 - \varepsilon) - p_{-,-} (1 + \varepsilon)$$

and $\chi > 0$ if and only if, either $p_{-,-} = 0$ or

$$\frac{p_{+,-} + p_{-,+} + p_{+,+}}{p_{-,-}} > \frac{1 + \varepsilon}{1 - \varepsilon}. \quad (47)$$

We notice that when both $p_{1,1}$ and $p_{-1,-1}$ are null, i.e. the case where the patches are always in opposite growth,

$$\lim_{T \rightarrow \infty} \Delta(\mathbf{p}, m, T, \varepsilon) = (\sqrt{1+m^2} - m) - \varepsilon,$$

which is the same limit as in the periodic case with alternating $-+$ and $+ -$.

2.4.5 Link with the top Lyapunov exponent

Let $X_t = (x_1(t), x_2(t))$ the solution to $\Sigma(m, \varepsilon, \mu)$. With the notation of Section 2.3.4, one can rewrite $\Sigma(m, \varepsilon, T)$ as

$$\frac{dX_t}{dt} = M_{\varepsilon, m}^{\mathbf{u}(t)} X_t. \quad (48)$$

Since $\mathbf{u}(t)$ is constant on interval $[T_n, T_{n+1}[$ of length S_{n+1} , one has

$$X(T_{n+1}) = e^{S_{n+1} M_{\varepsilon, m}^{\mathbf{u}(T_n)}} X(T_n)$$

Hence, setting $\hat{X}_n = X(T_n)$ and $\hat{\mathbf{u}}_n = \mathbf{u}(T_n)$, one can write \hat{X}_n as the product

$$\hat{X}_n = \left(\prod_{i=0}^{n-1} B_i \right) \hat{X}_0,$$

where B_i is the random matrix $e^{S_{i+1} M_{\varepsilon, m}^{\hat{\mathbf{u}}_i}}$. Since the sequence $(\hat{\mathbf{u}}_n)_{n \geq 0}$ forms a Markov chain and since the $(S_n)_{n \geq 1}$ are i.i.d., one can prove (see [11, Proposition 3.8]) that the classical Oseledet's Multiplicative ergodic theorem can be applied. According to this theorem, the limit⁵

$$\lim_{n \rightarrow \infty} \frac{1}{n} \ln \|\hat{X}_n\|$$

exists, and can take at most two different values $\lambda_1 \geq \lambda_2$, called *Lyapunov exponent* (see e.g Chapter 1.4 in [40]). Since the matrices $M_{\varepsilon, m}^h$ are irreducible and *Metzler*, ie have non-negative off-diagonal coefficients, a random version of Perron - Frobenius Theorem (see [3]), and Proposition 2.13 in [8]) implies that the top Lyapunov exponent λ_1 , is such that, for all $X_0 \in \mathbb{R}_+^2 \setminus \{0\}$, almost surely,

$$\lim_{n \rightarrow \infty} \frac{1}{n} \ln \|\hat{X}_n\| = \lambda_1.$$

Moreover, by Proposition 3.4 in [11], we can define the growth rate $\Lambda(\varepsilon, m, \mu)$ of the continuous-time model and related it to the Lyapunov exponent of the discrete-time model:

$$\Lambda(\varepsilon, m, \mu) := \lim_{t \rightarrow \infty} \frac{1}{t} \ln \|X_t\| = \frac{1}{\mathbb{E}(S_1)} \lim_{n \rightarrow \infty} \frac{1}{n} \ln \|\hat{X}_n\| = \frac{\lambda_1}{\mathbb{E}(S_1)}.$$

Obviously, $\Lambda(\varepsilon, m, \mu)$ and $\Delta(\varepsilon, m, T)$ are linked. Indeed, note that the compact set $[V_m^-, V_m^+]$ is positively invariant for $V = \frac{1}{2}(\ln(x_1) - \ln(x_2))$ and attracts all trajectories. Hence, for all

⁵Here $\|\cdot\|$ stands for the euclidian norm on \mathbb{R}^2 , but the limit is independent of the choice of the norm.

initial condition $(x_1(0), x_2(0))$, there exists a time t_0 such that, for all $t \geq t_0$, $V(t) \in [V_m^-, V_m^+]$. In particular, for $t \geq t_0$;

$$e^{2V_m^-} \leq \frac{x_1(t)}{x_2(t)} \leq e^{2V_m^+}$$

This yields

$$\left(e^{2V_m^-} + e^{-2V_m^+}\right) x_1(t)x_2(t) \leq x_1(t)^2 + x_2(t)^2 \leq \left(e^{-2V_m^-} + e^{2V_m^+}\right) x_1(t)x_2(t)$$

Taking the logarithm and sending t to infinity proves the following:

Proposition 2.17. *One has*

$$\Delta(\varepsilon, m, \mu) = \Lambda(\varepsilon, m, \mu).$$

Remark 12. For the system $\Sigma(\varepsilon, p_1, p_2, m, T)$ considered in Section 2.4.4, one can prove similarly that $\hat{X}_n = X(nT)$ is described by a random product of matrices, and that there exists a top Lyapunov exponent λ_1 such that $\Delta(p_1, p_2, m, T, \varepsilon) = \frac{\lambda_1}{T}$.

3 Some extensions to more complex situations

3.1 The case of partial phase shift

In the preceding section we considered the case where the two patches were always in opposite conditions during the whole period $2T$. A more realistic situation is when the two patches are ruled by the same periodic environment $r(t)$ shifted of φT with $\varphi \in (0, 1)$.

Hence, we consider the system $\Sigma(r_1, r_2, m, T)$, given by (8), where $r_1(t)$ and $r_2(t)$ are the $2T$ -periodic functions defined by

$$r_1(t) = \begin{cases} r & \text{if } t \in [0, T) \\ -d & \text{if } t \in [T, 2T) \end{cases} \quad r_2(t) = r_1(t - \varphi T).$$

As in (15), we assume that $d > r > 0$ which means that the mean of the growth rate on each patch is negative (each patch is a sink). We have :

$$\chi = \frac{1}{2T} \int_0^{2T} \max(r_1(s), r_2(s)) ds = r \frac{1+\varphi}{2} - d \frac{1-\varphi}{2}$$

where $\frac{1+\varphi}{2}$ is the proportion of time where at least one of the patches is increasing, while $\frac{1-\varphi}{2}$ is the proportion of time where both patches are decreasing. Hence, $\chi > 0$ if and only if

$$\frac{1+\varphi}{1-\varphi} > \frac{d}{r},$$

as in the stochastic (± 1) model, see (47).

Let us consider now the special case where $r = 1 - \varepsilon$ and $d = 1 + \varepsilon$ corresponding to (± 1) model. We have $\chi = \varphi - \varepsilon$. Therefore $\chi > 0$ if and only if $\varphi > \varepsilon$. For illustration let us plot the function $(m, T) \mapsto \Delta(m, T)$. As previously we have the two systems :

$$\Sigma^{+-}(\varepsilon, m, T, \varphi) \quad \begin{cases} \frac{dx_1}{dt} = (+1 - \varepsilon)x_1 + m(x_2 - x_1) \\ \frac{dx_2}{dt} = (-1 - \varepsilon)x_2 + m(x_1 - x_2) \end{cases} \quad (49)$$

and :

$$\Sigma^{-+}(\varepsilon, m, T, \varphi) \quad \begin{cases} \frac{dx_1}{dt} = (-1 - \varepsilon)x_1 + m(x_2 - x_1) \\ \frac{dx_2}{dt} = (+1 - \varepsilon)x_2 + m(x_1 - x_2) \end{cases} \quad (50)$$

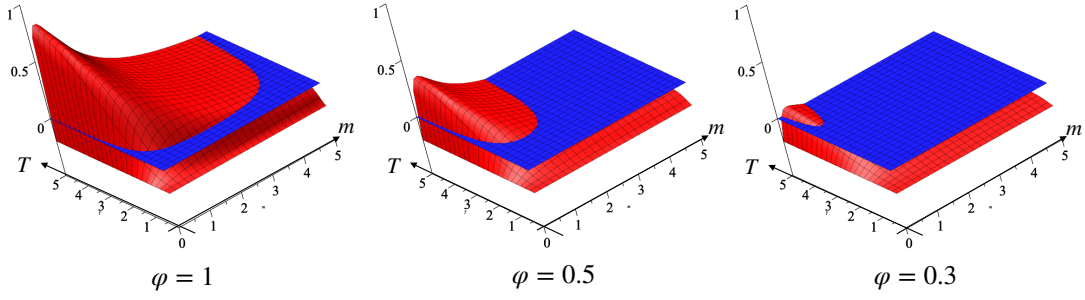


Figure 7: Graphs of $(m, T) \mapsto \frac{1}{T} \ln(\lambda_1(0.1, m, T, \varphi))$ for three values of φ

to which we add:

$$\Sigma^{++}(\varepsilon, m, T, \varphi) \quad \begin{cases} \frac{dx_1}{dt} = (+1 - \varepsilon)x_1 + m(x_2 - x_1) \\ \frac{dx_2}{dt} = (+1 - \varepsilon)x_2 + m(x_1 - x_2) \end{cases} \quad (51)$$

and :

$$\Sigma^{--}(\varepsilon, m, T, \varphi) \quad \begin{cases} \frac{dx_1}{dt} = (-1 - \varepsilon)x_1 + m(x_2 - x_1) \\ \frac{dx_2}{dt} = (-1 - \varepsilon)x_2 + m(x_1 - x_2) \end{cases} \quad (52)$$

We switch from one system to the other according to the following scheme :

$t \in$	$[0, \varphi T[$	$[\varphi T, T[$	$[T, T(1 + \varphi), [$	$[T(1 + \varphi), 2T[$
Σ	$+-$	$++$	$-+$	$--$

(53)

Using notations similar to those we used in Subsection 2.3.4, let us define :

$$M_{\varepsilon, m}^{+-} = \begin{bmatrix} 1 - m - \varepsilon & +m \\ +m & -1 - m - \varepsilon \end{bmatrix} \quad M_{\varepsilon, m}^{-+} = \begin{bmatrix} -1 - m - \varepsilon & +m \\ +m & 1 - m - \varepsilon \end{bmatrix}$$

$$M_{\varepsilon, m}^{++} = \begin{bmatrix} 1 - m - \varepsilon & +m \\ +m & +1 - m - \varepsilon \end{bmatrix} \quad M_{\varepsilon, m}^{--} = \begin{bmatrix} -1 - m - \varepsilon & +m \\ +m & -1 - m - \varepsilon \end{bmatrix}$$

The spectral radius of the matrix :

$$M(\varepsilon, m, T, \varphi) = e^{T(1-\varphi)M_{\varepsilon, m}^{--}} e^{\varphi T M_{\varepsilon, m}^{-+}} e^{T(1-\varphi)M_{\varepsilon, m}^{++}} e^{\varphi T M_{\varepsilon, m}^{+-}}$$

decides of the stability of the switched system associated to these four systems, T and φ . Once again, we ask to Maple to compute the eigenvalues of $M(\varepsilon, m, T, \varphi)$, we select the largest one $\lambda_1(\varepsilon, m, T, \varphi)$ and look for the mapping $(m, T) \mapsto 1/T \ln(\lambda_1(\varepsilon, m, T, \varphi))$ for $\varepsilon = 0.1$ and various values. When the shift φT is not equal to T our intuition is that the inflation effect will be proportional to the shift and will be maximum when $\varphi = 1$. This is confirmed by Figure 7.

3.2 Migration between different patches

As discussed at the end of Section 2.3.1, the (± 1) -model given by (12) encompasses the more general case of two identical patches that are in phase opposition. Let us show now that the

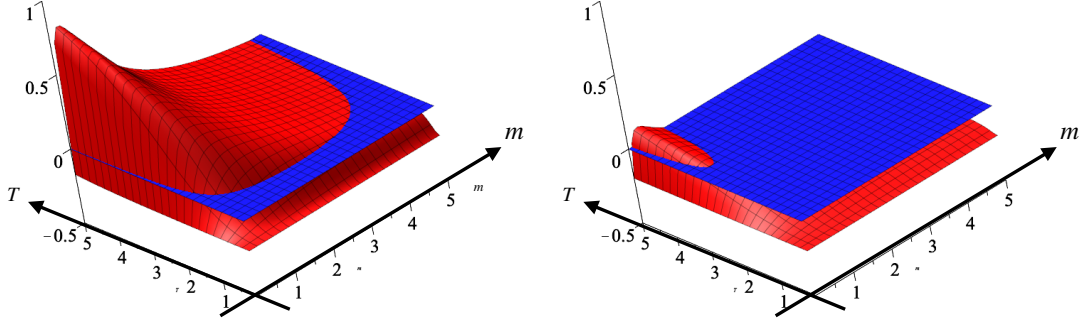


Figure 8: Graphs of $(m, T) \mapsto \frac{1}{2T} \ln(\lambda_1(r_1, d_1, r_2, d_2, m, T))$ for two values of (r_1, d_1, r_2, d_2)

patches do not need to be identical and that our approach applies in the more general case of model (8), where the functions $r_1(t)$ and $r_2(t)$ are given by

$$r_1(t) = \begin{cases} r_1 & \text{if } t \in [0, T] \\ -d_1 & \text{if } t \in [T, 2T] \end{cases} \quad r_2(t) = \begin{cases} -d_2 & \text{if } t \in [0, T] \\ r_2 & \text{if } t \in [T, 2T] \end{cases} \quad (54)$$

where r_1, r_2, d_1 and d_2 are real parameters. The system $\Sigma(\varepsilon, m, T)$, defined by (12) corresponds to the case where $r_1 = r_2 = 1 - \varepsilon$ and $d_1 = d_2 = 1 + \varepsilon$. On the other hand, the system (15) corresponds to the case where $r_1 = r_2 = r$ and $d_1 = d_2 = d$.

Using notations similar to those we used in Subsection 2.3.4, let us define :

$$M_{r_1, d_2, m}^1 = \begin{bmatrix} r_1 - m & +m \\ +m & -d_2 - m \end{bmatrix}, \quad M_{r_2, d_1, m}^2 = \begin{bmatrix} -d_1 - m & +m \\ +m & r_2 - m \end{bmatrix}$$

The spectral radius of the matrix :

$$M(r_1, d_1, r_2, d_2, m, T) = e^{TM_{r_2, d_1, m}^2} e^{TM_{r_1, d_2, m}^1}$$

decides of the stability of the switched system. Once again, we ask Maple to compute the eigenvalues of $M(r_1, d_1, r_2, d_2, m, T)$, we select the largest, denoted $\lambda_1(r_1, d_1, r_2, d_2, m, T)$ and draw the graph of the function $(m, T) \mapsto \frac{1}{2T} \ln(\lambda_1(r_1, d_1, r_2, d_2, m, T))$ for various values of the parameters, see Fig. 8.

Comments on figure 8. We look to $\frac{1}{2T} \ln(\lambda_1(r_1, d_1, r_2, d_2, m, T))$ in two different cases. On the left we consider the case :

$$\begin{array}{|c|c|} \hline r_1 = 0.9 & d_1 = 1.1 \\ \hline r_2 = 0.9 & d_2 = 1.1 \\ \hline \end{array} \quad (55)$$

which is the case of the (± 1) model for $\varepsilon = 0.1$ which we already considered. We compare this case to the case :

$$\begin{array}{|c|c|} \hline r_1 = 0.9 & d_1 = 1.1 \\ \hline r_2 = -0.1 & d_2 = 0.1 \\ \hline \end{array} \quad (56)$$

In this case the patch 1 is unchanged and the patch 2 represent some place without seasonality. In this case inflation is smaller but still observable.

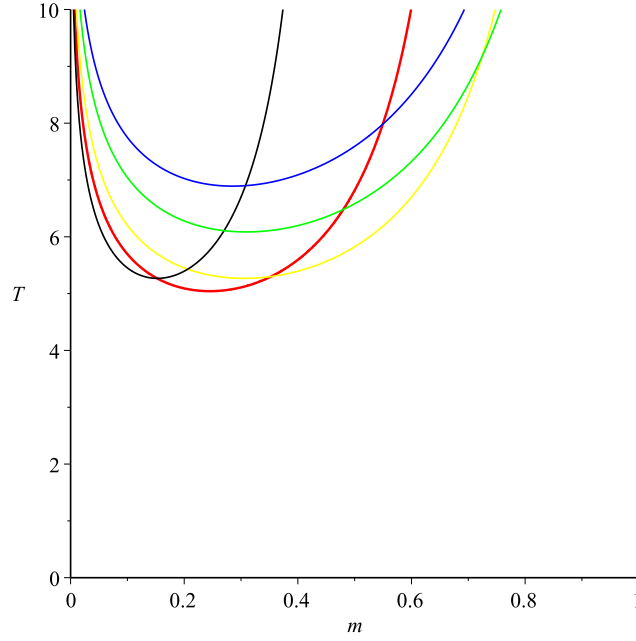


Figure 9: The set $\{(m, T) : \Delta(0.5, m, T, \gamma) = 0\}$ for the values of γ : $\gamma = 2$ (Black), $\gamma = 1$ (Red), $\gamma = 0.5$ (Yellow), $\gamma = 0.2$ (Green), $\gamma = 0.1$ (Blue).

3.3 The case of non symmetric dispersal

The symmetric rate of dispersal between the two patches is a very special (and unlikely) situation. A non symmetric dispersal like in the model :

$$\begin{cases} \frac{dx_1}{dt} = r_1(t)x_1 + m(\gamma x_2 - x_1) \\ \frac{dx_2}{dt} = r_2(t)x_2 + m(x_1 - \gamma x_2) \end{cases} \quad (57)$$

with $\gamma > 0$, is certainly more realistic. Using the change of variables

$$U = \ln(x_1^\gamma x_2) \frac{1}{\gamma+1} = \frac{\gamma \ln x_1 + \ln x_2}{\gamma+1}, \quad V = \ln \sqrt{\frac{x_1}{x_2}} = \frac{\ln x_1 - \ln x_2}{2},$$

one obtains :

$$\begin{cases} \frac{dU}{dt} = \frac{\gamma r_1(t) + r_2(t)}{\gamma+1} + \frac{2\gamma m}{\gamma+1} (\cosh(2V - \ln \gamma) - 1) \\ \frac{dV}{dt} = \frac{r_1(t) - r_2(t)}{2} - m \left(\sqrt{\gamma} \sinh \left(2V - \frac{\ln \gamma}{2} \right) + \frac{\gamma-1}{2} \right) \end{cases} \quad (58)$$

This system reduces to (10) in the symmetric case $\gamma = 1$, and its study will follow the same lines than the study of (10). In particular, since $\cosh(\alpha) \geq 1$, we have

$$U(t) \geq U(0) + \int_0^t \frac{\gamma r_1(s) + r_2(s)}{\gamma+1} ds$$

Therefore, we have

$$\liminf \frac{U(t)}{t} \geq \frac{\gamma \bar{r}_1 + \bar{r}_2}{\gamma+1}$$

Note that, as in Appendix B, we can use singular perturbation theory [41, 33] to show that

$$\lim_{m \rightarrow \infty} \Delta(r_1(\cdot), r_2(\cdot), m, T) = \frac{\gamma \bar{r}_1 + \bar{r}_2}{\gamma+1}$$

Therefore, we have

$$\inf \Delta(r_1(\cdot), r_2(\cdot), m, T) = \frac{\gamma \bar{r}_1 + \bar{r}_2}{\gamma + 1}.$$

On the other hand, for the (± 1) model associated to the asymmetric dispersal (57), we simply consider the matrices :

$$M_{\varepsilon, m, \gamma}^{+-} = \begin{bmatrix} 1 - \varepsilon - m & \gamma m \\ m & -1 - \varepsilon - \gamma m \end{bmatrix}, \quad M_{\varepsilon, m, \gamma}^{-+} = \begin{bmatrix} -1 - \varepsilon - m & \gamma m \\ m & 1 - \varepsilon - \gamma m \end{bmatrix}$$

The spectral radius of the matrix :

$$M(\varepsilon, m, T, \gamma) = e^{TM_{\varepsilon, m, \gamma}^{+-}} e^{TM_{\varepsilon, m, \gamma}^{-+}}$$

decides of the stability of the switched system. Once again, we ask Maple to compute the eigenvalues of $M(\varepsilon, m, T, \gamma)$, we select the largest, denoted $\lambda_1(M(\varepsilon, m, T, \gamma))$. To have a better understanding of the role of γ , we depict in Fig. 9 the zero level-set

$$\{(m, T) : \Delta(\varepsilon, m, T, \gamma) = 0\}$$

of the function $\Delta(\varepsilon, m, T, \gamma) = \frac{1}{2T} \ln(\lambda_1(M(\varepsilon, m, T, \gamma)))$, for various values of γ .

3.4 A density dependent deterministic model

In [1, 2] a complete description of the asymptotic behavior of the model :

$$\begin{aligned} \frac{dx_1}{dt} &= r_1 x_1 \left(1 - \frac{x_1}{K_1}\right) + \beta \left(\frac{x_2}{\gamma_2} - \frac{x_1}{\gamma_1}\right) \\ \frac{dx_2}{dt} &= r_2 x_1 \left(1 - \frac{x_2}{K_2}\right) + \beta \left(\frac{x_1}{\gamma_1} - \frac{x_2}{\gamma_2}\right) \end{aligned} \quad (59)$$

is given in the space of the six independent parameters $\{r_i, K_i, (i = 1, 2), \beta/\gamma_2, \gamma_1/\gamma_2\}$, the focus being on the comparison between the total equilibrium population with the sum $K_1 + K_2$ of the two carrying capacities. Here we complement this study by considering the question of persistence when r_1 and r_2 vary in time for specific values of the parameters. Namely, we consider the system

$$D(\varepsilon, \alpha, m, T) \quad \begin{cases} \frac{dx_1}{dt} = (+u(t) - \varepsilon)x_1 - \alpha x_1^2 + m(x_2 - x_1) \\ \frac{dx_2}{dt} = (-u(t) - \varepsilon)x_2 - \alpha x_2^2 + m(x_1 - x_2) \end{cases} \quad (60)$$

where $0 \leq \varepsilon \leq 1$, $\alpha \geq 0$, $m \geq 0$, $T \geq 0$ and the function $t \mapsto u(t)$ is periodic of period $2T$, with

$$t \in [0, T[\Rightarrow u(t) = 1 \quad t \in [T, 2T[\Rightarrow u(t) = -1$$

We are interested in the *persistence* of (60). Recall that the system $D(\varepsilon, \alpha, m, T)$ is *uniformly persistent* (see for instance [10]) if there exist strictly positive constants $a < b$ such that every solutions $(x_1(t), x_2(t))$ of $D(\varepsilon, \alpha, m, T)$ is asymptotically bounded from below by a and from above by b (i.e. $a \leq x_i(t) \leq b$ for t sufficiently large).

When $\alpha = 0$ the system $D(\varepsilon, 0, m, T)$ is just the (± 1) model $\Sigma(\varepsilon, m, T)$. When α is not 0, but $m = 0$, on each patch the dynamic is :

$$\frac{dx_i}{dt} = (u(t) - \varepsilon)x_i - \alpha x_i^2 \quad i = 1, 2 \quad (61)$$

with $u(t) = \pm 1$. In both cases one has a logistic equation with a globally stable equilibrium equal to $\frac{1-\varepsilon}{\alpha}$ or 0. One sees easily that in the space $(\mathbb{R}^+)^2$ the square $S = [0, \frac{1-\varepsilon}{\alpha}] \times [0, \frac{1-\varepsilon}{\alpha}]$ is an invariant global attractor ; this implies that every trajectories of (60) are bounded from above.

Regarding boundedness from below we can say intuitively that the system $D(\varepsilon, \alpha, m, T)$ behaves around the origin like its linear approximation, namely the system $\Sigma(\varepsilon, m, T)$ and thus is persistent if and only if $\Sigma(\varepsilon, m, T)$ is unstable. Actually the following proposition can be proved (see appendix J)

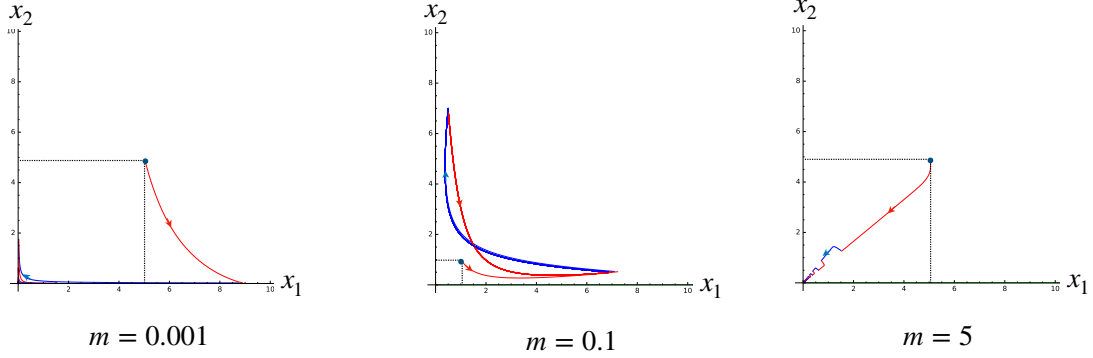


Figure 10: Simulations of $D(0.1, 0.1, m, 5)$ showing persistence for intermediate values of m .

Proposition 3.1. *If the parameters (ε, m, T) are such that the system $D(\varepsilon, 0, m, T) = \Sigma(\varepsilon, m, T)$ is :*

- *stable, then the solutions of $D(\varepsilon, \alpha, m, T)$ tend to 0 (extinction),*
- *unstable, then $D(\varepsilon, \alpha, m, T)$ is persistent.*

Thus we have, for T large enough, the sequence : small m : extinction – intermediate m : persistence – large m : extinction/ This is illustrated by the simulations of Figure 10.

3.5 A density dependent stochastic model

In this short section, we show that the Proposition 3.1 is still true under a random signal \mathbf{u} . More precisely, we consider the system

$$D(\varepsilon, \alpha, m, T) \quad \begin{cases} \frac{dx_1}{dt} = (+\mathbf{u}(t) - \varepsilon)x_1 - \alpha x_1^2 + m(x_2 - x_1) \\ \frac{dx_2}{dt} = (-\mathbf{u}(t) - \varepsilon)x_2 - \alpha x_2^2 + m(x_1 - x_2) \end{cases} \quad (62)$$

where \mathbf{u} switches from 1 to -1 and conversely at random exponential time, as described in Section 2.4.2. Like in the periodic case described above, when $\alpha = 0$, $D(\varepsilon, \alpha, m, T)$ is just the stochastic (± 1) model $\Sigma(\varepsilon, m, T)$. Using a terminology borrowed to Schreiber and Chesson, we say that the system $D(\varepsilon, \alpha, m, T)$ is *stochastically persistent* if for all $\eta > 0$, there exists a compact set $K_\eta \subset \mathbb{R}_{++}^2$ such that, almost surely,

$$\liminf_{t \rightarrow \infty} \frac{1}{t} \int_0^t \mathbb{1}_{(x_1(s), x_2(s)) \in K_\eta} ds \geq 1 - \eta.$$

We now give the stochastic counterpart of Proposition 3.1:

Proposition 3.2. *We have the following dichotomy:*

- *If $\Delta(\varepsilon, m, T) \leq 0$, then system $D(\varepsilon, \alpha, m, T)$ goes to extinction;*
- *If $\Delta(\varepsilon, m, T) > 0$, then system $D(\varepsilon, \alpha, m, T)$ is stochastically persistent, and the process (x_1, x_2, \mathbf{u}) admits a unique stationary distribution \mathbf{v} such that $\mathbf{v}(\mathbb{R}_{++}^2 \times \{\pm 1\}) = 1$.*

3.6 An S.I.R. type epidemic model

In [30] *Nicholas Kortessisa, Margaret W. Simon, Michael Barfield, Gregory Glass, Burton H. Singer and Robert D. Holt* consider the classical S.I.R. model for a population living in two

patches connected by migration. The model is the following system :

$$\begin{aligned}
\frac{dS_1}{dt} &= -\beta(t)S_1I_1 + m(S_2 - S_1) \\
\frac{dI_1}{dt} &= +\beta(t)S_1I_1 - (\gamma(t) + \mu)I_1 + m(I_2 - I_1) \\
\frac{dS_2}{dt} &= -\beta(t - \varphi)S_2I_2 + m(S_1 - S_2) \\
\frac{dI_2}{dt} &= +\beta(t - \varphi)S_2I_2 - (\gamma(t - \varphi) + \mu)I_2 + m(I_1 - I_2)
\end{aligned} \tag{63}$$

where $S_i(t)$ represents the number of "susceptible to be infected" at time t on each patch, $I_i(t)$ represents the number of "infected" on each patch. The parameters $\beta(\cdot)$ and $\gamma(\cdot)$ are piecewise constant functions of period $2T$ varying according to the presence or absence of social distancing measures ; we examine the messages of this paper in light of our previous study of inflation phenomenon⁶.

The first remark of the authors of [30] is to consider that we are essentially interested by the beginning of the contamination when, as a first approximation, we can consider that $S(t)$ is almost equal to the initial total population N . Then the approximate model is :

$$\begin{aligned}
\frac{dI_1}{dt} &= (\beta(t)N - (\gamma(t) + \mu))I_1 + m(I_2 - I_1) \\
\frac{dI_2}{dt} &= (\beta(t - \varphi)N - (\gamma(t - \varphi) + \mu))I_2 + m(I_1 - I_2)
\end{aligned} \tag{64}$$

They denote respectively by the subscripts n and s the values of parameters in "normal" periods and periods when the "social distancing" is in effect. They adopt, according to the current literature, the following realistic values .

$\beta_n N = 0.1988$	$\gamma_n = 0.098$	$\mu_n = 0.002$
$\beta_s N = 0.0288$	$\gamma_s = 0.128$	$\mu_s = 0.002$

$\beta_n N - (\gamma_n + \mu_n) = 0.0988$
$\beta_s N - (\gamma_s + \mu_s) = -0.1012$

and they discuss the case $T = 30$. We have done a simulation with these parameters and $m = 0.005$ as they did. We obtained the same picture than [30] (see figure 11) which confirms that we are actually running the same model but our objective is not to reproduce [30] results but to complete them. For this purpose we consider the effect of migration, in the case of a small phase shift in the application of social distancing. We assume that $\varphi = 4$ days.

In the absence of migration the linear model is :

$$\frac{dI_i}{dt} = 0.0988 I_i \quad (\text{normal}) \quad \frac{dI_i}{dt} = -0.1012 I_i \quad (\text{social distancing}) \tag{65}$$

If we multiply the dynamic of I_i by the factor 10 (which means a change unit for the time) we have :

$$\frac{dI_i}{dt} = 0.988 I_i \quad (\text{normal}) \quad \frac{dI_i}{dt} = -1.012 I_i \quad (\text{social distancing}) \tag{66}$$

which we read as the " (± 1) model":

$$\frac{dx_i}{dt} = (1 - \varepsilon)x_i \quad (\text{normal}) \quad \frac{dx_i}{dt} = -(1 + \varepsilon)x_i \quad (\text{social distancing}) \tag{67}$$

with $\varepsilon = 0.012$. To $T = 30$ and a phase shift of 4 days in the model (63) correspond $T = 3$ a shift of 0.133 in (67). For these values one sees on the graphs of λ_1 that there is no longer

⁶The authors of [30] publish the same message in P.N.A.S. [31] but using, in our opinion, a less realistic $\beta(\cdot)$ and $\gamma(\cdot)$ like continuous sinusoidal functions. We prefer to refer to the initial paper but our discussion would be the same with the P.N.A.S. paper.

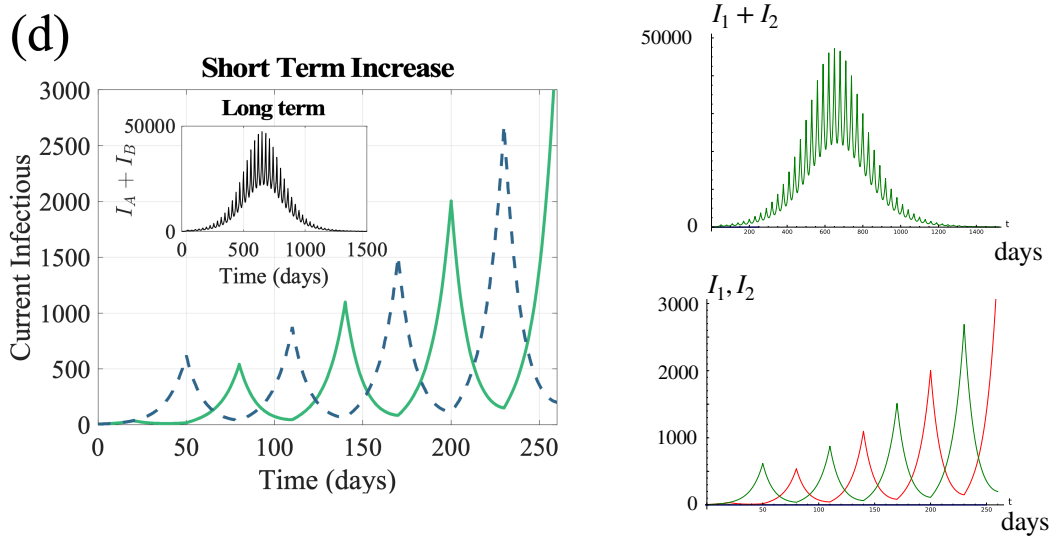


Figure 11: Simulation from [30] (left) ; our simulation (right)

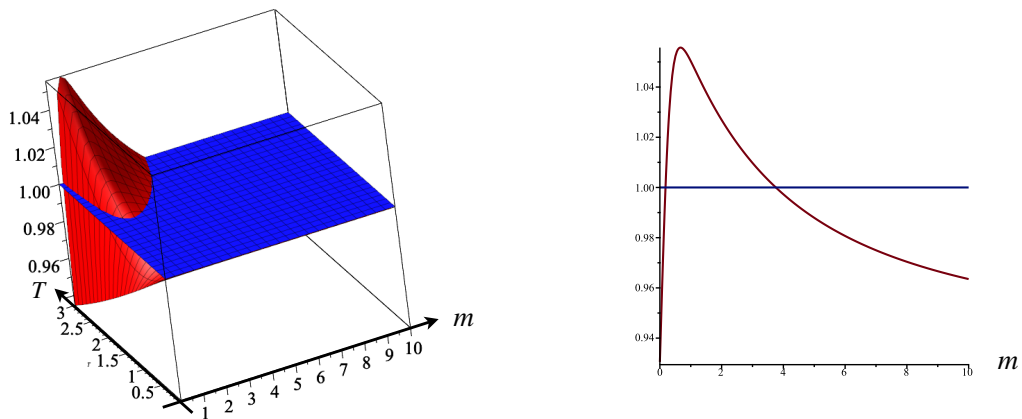


Figure 12: Graphs of $(m, T) \mapsto \lambda_1(0.012, m, T)$ (left) and $m \mapsto \lambda_1(0.012, m, 3, 0.133)$

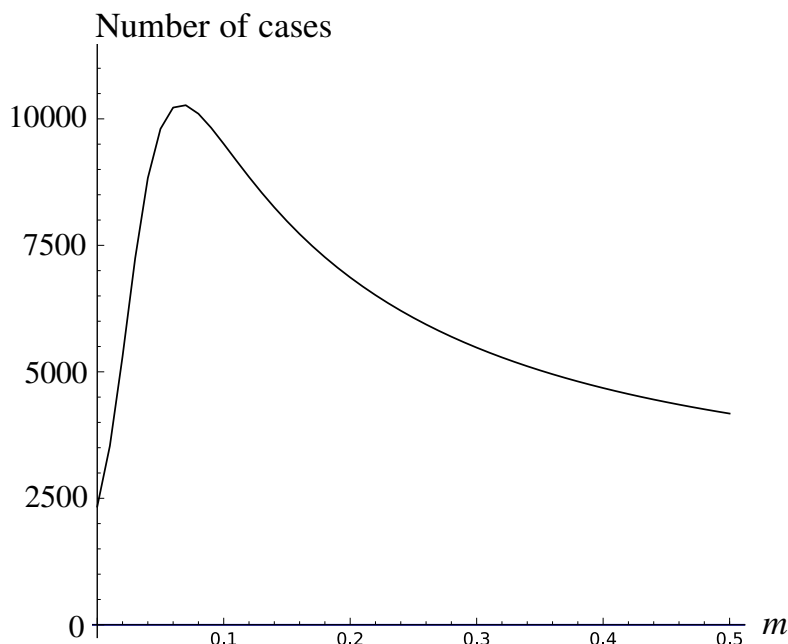


Figure 13: Cumulative number of cases up to 1500 days as a function of migration.

instability for $m > 2$ which means $m > 0.2$ in the original system (63). This must be reflected on the epidemic. If one looks to the cumulative number of cases for a duration of 1500 days the simulation of the model gives the figure 13. We can see that no migration at all is the best, when migration grows from 0 to approximately 0.1 the number of cases is multiplied by 4 but and after that decreases. *Very low migration can increase dramatically the number of cases, while, if migration is unavoidable, comparatively large one has better effect.*

In their paper published in the P.N.A.S. the authors [31] say : "These findings highlight a need for integrated, holistic policy: Intensify mitigation locally, coordinate tactics among locations, and reduce movement."

In the light of our work, we see that the latter recommendation, is not necessarily correct, depending on where you are located with respect to the maximum of $\Lambda(\varepsilon, m, T)$. This does not invalidate but reinforces the conclusion of their paper with which we fully agree. "It is increasingly recognized that monitoring and controlling movement is essential for effective pandemic control. The impact of such actions is, however, contextual, because their dynamical effects are intertwined with the magnitude of asynchrony in local transmission across space. More-realistic, spatially structured epidemiological models including movement and asynchronous transmission – at scales from local to international – are essential to control this and future pandemics in the coupled metapopulations of humans and their pathogens."

4 Discussion

We first studied the simplest model likely to present the inflation phenomenon for continuous time models. For that purpose we considered only two patches, a symmetric migration of rate m between the two patches and piecewise constant environments. On the patch 1, for a duration T the environment is favorable, the growth rate is $1 - \varepsilon$ and it is followed by a period also of duration T where the environment is unfavorable and the rate of decay is $-1 - \varepsilon$; since ε is strictly positive , over the period $2T$ the environment is globally unfavorable, so patch 1 considered alone, is a sink. On patch 2 we consider an identical environment, so this site is

also a sink, but we suppose that it is out of phase of half a period with patch 1; thus when the environment is favorable on site 1 it is unfavorable on patch 2 and conversely. On this minimal model that we noted $\Sigma(\varepsilon, m, T)$ we showed that the Liapunov exponent $\Delta(\varepsilon, m, T)$ which characterizes the growth of $\Sigma(\varepsilon, m, T)$ has the following properties:

1. For all T , for m small ($m \rightarrow 0$) and m large ($m \rightarrow +\infty$) we have $\Delta(\varepsilon, m, T) < 0$ (no inflation).(see prop. 2.6)
2. For any $m < (1 - \varepsilon^2)/2\varepsilon$ there is a threshold $T^*(\varepsilon, m)$ for the half period T below which there is no inflation ($\Delta(\varepsilon, m, T) < 0$) and above which there is inflation ($\Delta(\varepsilon, m, T) > 0$).
3. We have given an explicit formula (see prop. 2.7) for $\Delta(\varepsilon, m, T)$ from which we deduce (see prop. 2.9) that the threshold value at which $m \mapsto \Delta(\varepsilon, m, T)$ becomes positive is an exponentially small value $\sim e^{-(1-\varepsilon)T}$ for large values of T .

The graph of $(m, T) \mapsto \Delta(\varepsilon, m, T)$ (see figure 4) summarizes the situation.

Note that the two first points follow from the general result of Katriel ([29]) but the latter is only proved for growth rates that depend continuously on time and thus cannot (formally) apply to our situation we don't know if the methods of [29] apply to switched systems. By the way our results complement Katriel's results.

Our results can be obtained (thanks to formal software like Maple) directly from the explicit (but rather obscure) formula for the dominant eigenvalue of the matrix which defines the Poincaré application of the periodic system. But we have preferred to establish them from the examination of the phase portrait of the transformed system in the variables (U, V) , U being the geometric mean of the abundances (x_1, x_2) and $|V|$ their geometric standard deviation.

These variables allows to easily extend our understanding of the inflation phenomenon on the (± 1) -model to more general situations. In this spirit we have also shown that the properties of the (± 1) model are still valid for some kinds of continuous time stochastic models which is important if we want to be more realistic. First we have reconsidered the (± 1) -model assuming that the successive sequences of constant environment are not fixed an equal to T like in the $2T$ periodic environment but are succession of independent random duration S_n following the same law μ . When the law is an exponential law of parameter λ this defines a so called Piecewise Deterministic Markov Process (see [12]), which is interesting since we are able to make explicit calculations in that case. We have shown that the same inflation phenomenon occurs with the expectation of S_n playing the role of the period in the deterministic periodic case. More precisely, we have shown that there exists a unique (deterministic) Lyapunov exponent $\Delta(\varepsilon, m, \mu)$ whose sign characterise the behaviour of the system. In addition, we prove that for all m , provided the expectation of S_n is large enough, $\Delta(\varepsilon, m, \mu)$ is positive and there is inflation. We have also considered a different case of stochasticity. Now the duration of the constant growth rate (± 1) is of a fixed duration T but the choice of $+1$ or -1 is random, these choices being correlated or not. For this model we also characterize the presence of inflation, by the sign of a deterministic Lyapunov exponent $\Delta(p_1, p_2, m, T, \varepsilon)$. Moreover, we prove that there exists a threshold $\chi(p_1, p_2, \varepsilon)$ such that

1. If $\chi(p_1, p_2, \varepsilon) < 0$, then for all (m, T) , $\Delta(p_1, p_2, m, T, \varepsilon) < 0$ and there is no inflation,
2. if $\chi(p_1, p_2, \varepsilon) > 0$, then for all $m < (1 - \varepsilon^2)/2\varepsilon$ there is a threshold $T^*(\varepsilon, m)$, there is inflation whenever $T \geq T^*(\varepsilon, m)$.

All the above results apply to the (± 1) model which, of course, is totally unrealistic. This is why we have shown how our results extend to, or illuminate, the more general situations listed in the index of section 3, which ends with the application to the epidemiological model of [31] that motivated this study.

This mathematical success of the (U, V) variables also suggests that the geometric mean and deviation of abundances at each site are a better indicator of the metapopulation status than are the arithmetic mean and standard deviation.

We have shown that the growth rate of the two patches is always higher than the mean of the growth rates within each patch, see Remark 2. Therefore, in the (\pm) model, where the growth rates within each patch are equal (i.e. $\bar{r}_1 = \bar{r}_2$), the growth rate $\Delta(\varepsilon, m, T)$ is always higher than its limit $\Delta(\varepsilon, 0, T)$, for $m = 0$, see Fig. 4 and Proposition 2.8. This property is also satisfied in the examples depicted in Figs. 7 and 8. We can therefore deduce that migration

always favors growth. This positive effect may be sufficient to change a negative growth rate when no migration to a positive growth rate (i.e., inflation), but may also not (i.e., no inflation). But in either case, the growth rate is inflated. However, the property $\Delta(\varepsilon, m, T) > \Delta(\varepsilon, 0, T)$, if $m > 0$, is specific to the case where $\bar{r}_1 = \bar{r}_2$. If these growth rates are different then the limit of $\Delta(\varepsilon, m, T)$ when T tends to 0 is a strictly decreasing function with respect to m , from $\max(\bar{r}_1, \bar{r}_2)$ to $(\bar{r}_1 + \bar{r}_2)/2$, see [29, Lemma 9]. Consequently, when m and T are sufficiently small, $\Delta(\varepsilon, m, T) < \Delta(\varepsilon, 0, T)$ will result, and the migration will not favor growth. For a more in-depth analysis of this behavior, the reader is referred to [7].

If we try to understand intuitively the mechanisms that cause inflation *in the case of continuous time models* we see the following. Let us say that the environment is *positive* (respectively *negative*) at time t on some patch if the abundance of the population is *increasing* (respectively *decreasing*). The fluctuations of the environment on the two patches can be thought as a succession of regimes $(++)$, $(+-)$, $(-+)$, $(--)$ and the key ingredients for inflation are :

- A sufficient (in mean) duration between two changes of regime (i.e. a period large enough in the deterministic periodic case),
- a proportion of time spent in opposite regimes $(+-)$ or $(-+)$ as large as possible,
- a migration neither too weak nor too strong.

which we understand as follows. In the absence of migration, a $(+-)$ or $(-+)$ regime, will create rapidly a dissymmetry between the two sites, since the abundance on the source is increasing and the abundance on the sink is decreasing as long as one remains in this ; if this duration is long enough the ratio of the two abundances, tends to ∞ or 0 ; if we now introduce a migration it induces a transfert from the positive environment to the negative one ; if it is too weak it does not allow the patch with negative environment to benefit from the growth on the other one and, conversely, a migration that is too strong slows down the growth the patch with positive environment.

This description of the mechanisms at the origin of inflation contrasts with those put forward in the case of *discrete-time random models* where the emphasis is generally placed on the need for a temporal correlation of the fitnesses at the two patches ([24, 38, 39], and, in some cases only, ([39] for instance) the need for a migration that is neither too large nor too small. We believe that the origin of this difference lies in the following remark.

What makes the intuition of the inflation phenomenon intricate, in both discrete and continuous time models, is to consider simultaneously growth and/or decay on each of the patches and a migration in both directions, but basically things are rather simple if we suppose that patch 2 is a patch where there is neither growth nor decay, that there is only migration from 1 to 2 and that we reverse the roles of patches 1 and 2 after a time T . It is not exactly the case we considered since now the migration depends on time, but it helps to understand. We thus consider the following situation:

1. On patch 1 the population grows in an exponential way $\frac{dx}{dt} = \alpha x$ during a duration T .
2. A part of the population of patch 1 is transferred on patch 2 according to two different modalities:
 - (a) **Discrete mode** : At the end of the growth period T a part d ($0 \leq d \leq 1$) is transferred from patch 1 on the patch 2.
 - (b) **Continuous mode** : Continuously ($\frac{dx}{dt} = -mx$) a part of the population of the patch 1 is transferred on the patch 2.
3. The patch 2 is a "neutral" patch where the population remains constant.

Let us suppose that one seeks to maximize the size of the population on patch 2 at the end of T time units because we know that in the following period this patch will be the source.

In the discrete mode, it is obvious that the most efficient thing to do is to transfer with $d = 1$ the totality of the population of patch 1, i.e. $e^{\alpha T} x(0)$ to the patch 2. On the other hand, in the continuous mode, if it allows to (almost) empty completely the patch 1 (by taking m infinitely large), does not allow in this case to obtain a good result on the patch 2 because all the population subtracted at the beginning of the period will not undergo any more growth on

patch 2 ; conversely, if m is very small, there is a strong growth of the biomass on patch 1 of which only a very small part is transferred to patch 2; thus *for the continuous mode, small and large values of m are inefficient to obtain a large population on patch 2* and intermediate values are to be considered.

Let us complicate matters a little by imagining now, in the discrete case, two successive periods T_1 and T_2 where, to mimic a positive correlation in time, the population of patch 1 grows exponentially at the rates α_1 and then α_2 , but where *the same proportion d* of the population is transferred at times T_1 and $T_1 + T_2$ from patch 1 to patch 2. In total, the quantity transferred from 1 to 2 is

$$de^{\alpha_1 T_1} x(0) + de^{\alpha_2 T_2} (1 - d)e^{\alpha_1 T_1} x(0)$$

and this time, it will be a value of d strictly between 0 and 1 that maximizes it since the formula is quadratic in d .

It is this fundamental difference between continuous migration (for instance, planktonic microorganisms drifting between two reefs) and (near) instantaneous dispersal over two distinct sites (such as seed dispersal at flowering) that makes comparison of the inflation phenomenon in the discrete and continuous cases intricate. We believe that a complete understanding of similarities and differences of the continuous and the discrete time models is beyond the scope of this discussion and requires further investigation.

5 Conclusion

The major limitation of our approach is obviously that it is quite specific to the two-patch situation. The general mathematical results of Katriel (continuous time) and Schreiber (discrete time) ensure that from a qualitative point of view the phenomenon of inflation (or DIG (according to Katriel's terminology) is present on any system of N patches. In the case of two patches we have shown how the phenomenon can be accurately quantified. For more than two patches we do not know, for the moment, how to proceed but it seems likely that different assumptions about the topology of the sites (island-continent, stepping-stones, homogeneous dispersal etc...) will be necessary. In addition, as noted above, a better understanding of the differences and similarities of discrete and continuous time models needs to be worked on, both for reasons of mathematical aesthetics but more importantly for their biological isignificance.

In classical mechanics, the harmonic oscillator, i.e. the linear differential equation of the second order with a constant coefficient, plays a major organizing role. It is a simple mathematical object that can be taught and understood very early (at the end of high school) and that opens the door to various fields : the theory of nonlinear oscillators and endogenous oscillations, the theory of forced oscillations and the phenomenon of resonance (that we could call inflation) etc. In a stimulating essay, *Ecological orbits, how planets move and populations grow*, Lev Ginzburg and M. Colyvan [19] defend the idea that exponential growth is, for population dynamics, the equivalent of the principle of inertia in classical mechanics: a population whose growth rate is not limited grows exponentially, just as a material body subjected to no force keeps the same speed.

If their vision is correct the (± 1) model, in spite of its total unrealism but thanks to its mathematical simplicity, is a basic brick in the understanding of the mechanisms that govern the growth of a meta-population on various connected patches, with temporally varying growth rates.

Acknowledgements

We warmly thank the editor of T.P.B. S. Schreiber who provided us interesting references and the two anonymous reviewers of T.P.B. whose excellent reviews have produced a significantly improved version of our article.

Appendix

A From (x_1, x_2) to (U, V)

Consider :

$$\begin{aligned}\frac{dx_1}{dt} &= r_1(t)x_1 + m(x_2 - x_1) \\ \frac{dx_2}{dt} &= r_2(t)x_2 + m(x_1 - x_2)\end{aligned}\quad (68)$$

which is the same a :

$$\begin{aligned}\frac{dx_1}{dt} &= (r_1(t) + m(x_2/x_1 - 1))x_1 \\ \frac{dx_2}{dt} &= (r_2(t) + m(x_1/x_2 - 1))x_2\end{aligned}\quad (69)$$

Let :

$$\xi_1 = \ln(x_1) \Leftrightarrow x_1 = e^{\xi_1} \quad \xi_2 = \ln(x_2) \Leftrightarrow x_2 = e^{\xi_2}$$

Then one has :

$$\begin{aligned}\frac{d\xi_1}{dt} &= \frac{1}{x_1} \frac{dx_1}{dt} = r_1(t) + m(e^{\xi_2 - \xi_1} - 1) \\ \frac{d\xi_2}{dt} &= \frac{1}{x_2} \frac{dx_2}{dt} = r_2(t) + m(e^{\xi_1 - \xi_2} - 1)\end{aligned}\quad (70)$$

Let :

$$U = \frac{\xi_1 + \xi_2}{2} \quad V = \frac{\xi_1 - \xi_2}{2}$$

Then, adding and subtracting the above equations one gets :

$$\begin{aligned}\frac{dU}{dt} &= \frac{r_1(t) + r_2(t)}{2} + m(\cosh(2V) - 1) \\ \frac{dV}{dt} &= \frac{r_1(t) - r_2(t)}{2} - m\sinh(2V)\end{aligned}\quad (71)$$

B The system $\Sigma(\varepsilon, m, T)$ for large m

Consider the system :

$$\begin{aligned}\frac{dx_1}{dt} &= (+u(t) - \varepsilon)x_1 + m(x_2 - x_1) \\ \frac{dx_2}{dt} &= (-u(t) - \varepsilon)x_2 + m(x_1 - x_2)\end{aligned}$$

and put :

$$S = x_1 + x_2 \quad D = x_1 - x_2$$

One has :

$$\begin{aligned}\frac{dS}{dt} &= (+u(t) - \varepsilon)x_1 + m(x_2 - x_1) + (-u(t) - \varepsilon)x_2 + m(x_1 - x_2) = u(t)D - \varepsilon S \\ \frac{dD}{dt} &= u(t) - 2(m + \varepsilon)D = -2(m + \varepsilon) \left(D - \frac{u(t)}{2(m + \varepsilon)} \right)\end{aligned}$$

From Tychonov theorem ([41, 33]), when $2(m + \varepsilon) \rightarrow \infty$ the solution to this system (called a slow-fast system), after a short transient, tends to :

$$S(t) = S(0)e^{-\varepsilon t} \quad D(t) = 0$$

Thus, in the variables (x_1, x_2) one has :

$$x_1(t) \approx x_2(t) \approx \frac{x_1(0) + x_2(0)}{2} e^{-\varepsilon t}$$

This is also called by physicists, the method of the *quasi stationary state*.

C The switched system $F(m, T)$ has a single globally stable periodic orbit

We consider the one dimensional switched system :

$$F(m, T) \quad \frac{dV}{dt} = \frac{1+u(t)}{2}F_m^+(V) + \frac{1-u(t)}{2}F_m^-(V) \quad (72)$$

with :

$$F_m^+(V) = +1 - m \sinh(2V) \quad F_m^-(V) = -1 - m \sinh(2V)$$

and :

$$V_m^+ = \frac{1}{2} \sinh^{-1}(+1/m) \quad V_m^- = \frac{1}{2} \sinh^{-1}(-1/m)$$

Since $F_m^+(V)$ is continuous, differentiable and such that $(V - V_m^+)F_m^+(V) < 0$ except for $V = V_m^+$, from the elementary theory of differential equations we know that, if we denote by $\varphi_t^+(v)$ the unique solution of :

$$\frac{dV}{dt} = F_m^+(V) \quad V(0) = v$$

then $\varphi_t^+(v)$ is defined for every positive t and the mapping $v \mapsto \varphi_t^+(v)$ is continuous and differentiable.

Lemma C.1. *Let $T > 0$. The mapping $V \mapsto \varphi_T^+(v)$ is a continuous mapping, strictly increasing, from $[V_m^-, V_m^+]$ into $[V_m^-, V_m^+]$; moreover its derivative is strictly smaller than 1.*

Proof Assume that $v \mapsto \varphi_T^+(v)$ is not strictly increasing. Then it exists $v_1 < v_2$ such that $\varphi_t^+(v_2) \leq \varphi_t^+(v_1)$; and, by the way, some $t \leq T$ for which $\varphi_t^+(v_1) = \varphi_t^+(v_2)$ and, thus, two solutions starting from different initial conditions meet at some point. This contradicts the uniqueness of solutions. The derivative of $V \mapsto \varphi_T^+(v)$ at the point v_o is obtained by integrating the linearized equation along the trajectory $t \mapsto \varphi_t^+(v_o)$ up to time T , that is to say :

$$\frac{d\delta\varphi_t^+}{dt} = DF_m^+(\varphi_t^+(v_o))\delta\varphi_t^+ \quad \delta\varphi_0^+ = 1$$

where $DF_m^+(V)$ is the derivative of $F_m^+(V)$ at point V .

$$\delta\varphi_T^+ = \exp\left(\int_0^T DF_m^+(\varphi_t^+(v_o))dt\right) dt$$

One has :

$$\int_0^T DF_m^+(\varphi_t^+(v_o))dt = \int_{v_o}^{\varphi_T^+(v_o)} \frac{DF_m^+(V)}{F_m^+(V)} dV = \ln(F_m^+(\varphi_T^+(v_o))) - \ln(F_m^+(v_o))$$

Since the function $F_m^+(V)$ is decreasing and $V\varphi_T^+(v_o) > v_o$ the integral is negative and thus $\delta\varphi_T^+ < 1$.

□

For the same reasons we have the following lemma C.2 : recall that We denote by $\varphi_t^-(v)$ the unique solution of :

$$\frac{dV}{dt} = F_m^-(V) \quad V(0) = v$$

then $V\varphi_t^-(v)$ is defined for every positive t and the mapping $v \mapsto \varphi_t^-(v)$ is continuous and differentiable.

Lemma C.2. *Let $T > 0$. The mapping $V \mapsto \varphi_T^-(v)$ is a continuous mapping, strictly increasing, from $[V_m^-, V_m^+]$ into $[V_m^-, V_m^+]$; moreover its derivative is strictly smaller than 1.*

Now consider "period-map", that is the composite mapping $v \mapsto \Phi(V) = \varphi_T^- \circ \varphi_T^+(v)$ from $[V_m^-, V_m^+]$ into $[V_m^-, V_m^+]$ (see figure 14, left); from the preceding lemmas it turns out that

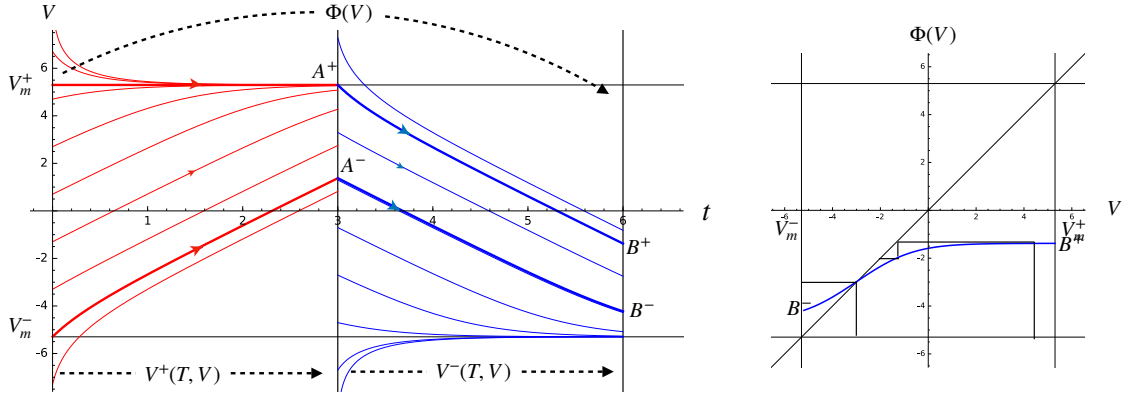


Figure 14: The switched system $F(m, T)$: $m = 0.01$; $T = 3$. The segment $[A^-, A^+]$ is the image of $[V_m^-, V_m^+]$ by the mapping $V \mapsto V^+(T, V)$, and $[B^-, B^+]$ is the image of $[A_m^-, A_m^+]$ by the mapping $V \mapsto V^-(T, V)$

it is strictly increasing, with $\Phi'(V) < 1$ such that $V_m^- < \Phi(V_m^-)$ and $\Phi(V_m^+) < V_m^+$. From elementary calculus the discrete dynamical system defined by :

$$V(n+1, V_o) = \Phi(V(n, V_o)), \quad V(0, V_o) = V_o$$

has a unique equilibrium V_e , i.e. the unique solution of $\Phi(V) = V$, this equilibrium is globally asymptotically stable (see figure 14, right). Since $\Phi(V(n, V_o)) = V(n2T, V_o)$, where $V(n2T, V_o)$ is the solution of the switched system (72) we have proved :

Proposition C.3. *The switched system $F(m, T)$ has a unique periodic solution, denoted $P_{m, T}(t)$, globally asymptotically stable which oscillates between two values $P_{m, T}^-$ and $P_{m, T}^+$ contained in the interval $[V_m^-, V_m^+]$; $P_{m, T}^- = -P_{m, T}^+$ and the function $T \mapsto P_{m, T}^+$ is an increasing function of T which tends to V_m^+ when T tends to infinity.*

The solutions of (72) are explicitly computable as we show now. On $[0, T]$ one has :

$$\frac{dV}{dt} = 1 - m \sinh(2V) \quad V(0) = V_o \quad (73)$$

thus $dt = \frac{dV}{1 - m \sinh(2V)}$ and by the way :

$$t = \int_{V_o}^{V(t)} \frac{dV}{1 - m \sinh(2V)} \quad (74)$$

Since the function that we have to integrate is a rational fraction with respect to e^V we can integrate it explicitly (by hand or with the help of some formal software) and the result is :

$$\int \frac{dV}{1 - m \sinh(2V)} = \frac{1}{A} \tanh^{-1} \left(\frac{\tanh(V) + m}{A} \right)$$

where

$$A = \sqrt{1 + m^2}$$

from which we have V as a function of t .

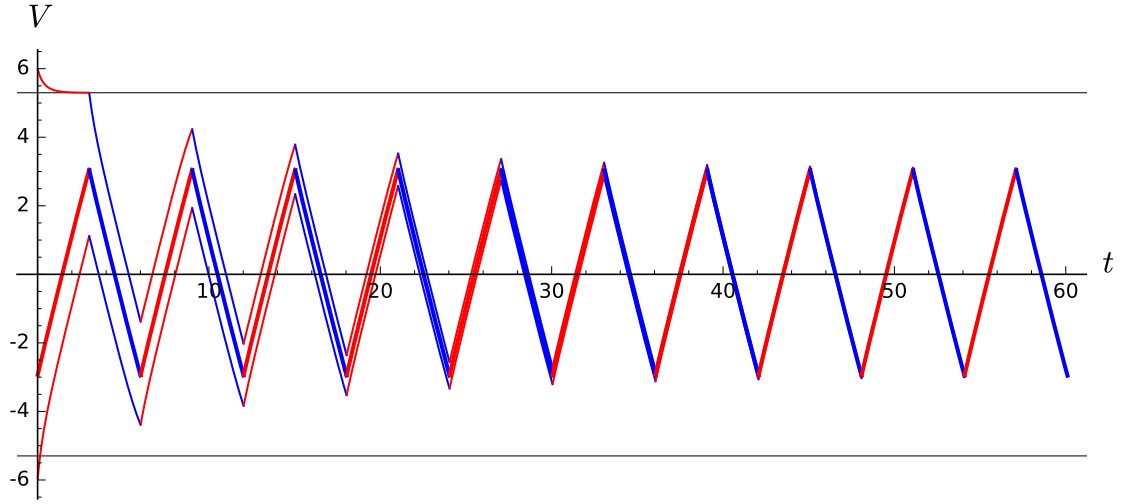


Figure 15: The switched system $F(m, T)$: $m = 0.01$; $T = 3$. Solutions converge to a unique periodic orbit.

The periodic solution oscillate between $-P_{m,T}^+$ and $+P_{m,T}^+$ solutions of the equation :

$$T = \int_{-P_{m,T}^+}^{P_{m,T}^+} \frac{dV}{1 - m \sinh(2V)} \quad (75)$$

and thus $P_{m,T}^+$ is a solution of the equation :

$$\tanh^{-1} \left(\frac{\tanh(P_{m,T}^+) + m}{A} \right) - \tanh^{-1} \left(\frac{\tanh(-P_{m,T}^+) + m}{A} \right) = TA$$

Thus, if we put $x = \tanh(P_{m,T}^+)$, we are searching for the solutions of the equation

$$\tanh^{-1} \left(\frac{x+m}{A} \right) + \tanh^{-1} \left(\frac{x-m}{A} \right) = TA$$

From the formula $\tanh^{-1}(a) + \tanh^{-1}(b) = \tanh^{-1} \left(\frac{a+b}{1+ab} \right)$, one obtains the equation

$$TA = \tanh^{-1} \left(\frac{\frac{x+m}{A} + \frac{x-m}{A}}{1 + \frac{x+m}{A} \frac{x-m}{A}} \right)$$

$$TA = \tanh^{-1} \left(\frac{2Ax}{A^2 - m^2 + x^2} \right)$$

and :

$$x^2 \tanh(TA) - 2Ax + \tanh(TA)(A^2 - m^2) = 0$$

but since $A = \sqrt{1+m^2}$ one has

$$x^2 \tanh(TA) - 2Ax + \tanh(TA) = 0$$

Put :

$$B = \tanh(TA)$$

This equation admits two solutions :

$$x = \frac{A - \sqrt{A^2 - B^2}}{B}, \quad x = \frac{A + \sqrt{A^2 - B^2}}{B},$$

The second solution is not acceptable since it is greater than 1. We have :

$$\tanh(P_{m,T}^+) = \frac{A - \sqrt{A^2 - B^2}}{B}, \quad \text{with } B = \tanh(TA) \quad (76)$$

Thus we have proved the :

Proposition C.4. *The maximum $P_{m,T}^+$ (respectively the minimum $P_{m,T}^- = -P_{m,T}^+$) of the periodic solution of (72) is given by :*

$$\boxed{P_{m,T}^+ = \tanh^{-1} \left(\frac{A - \sqrt{A^2 - B^2}}{B} \right)} \quad (77)$$

with $A = \sqrt{1 + m^2}$ and $B = \tanh(TA)$

D Qualitative properties of $\Delta(\varepsilon, m, T)$

Recall that :

$$\Delta(\varepsilon, m, T) = \frac{1}{2T} \int_0^{2T} \varphi(P_{m,T}(s)) ds \quad \text{with} \quad \varphi(V) = m \cosh(2V) - m - \varepsilon$$

We prove :

Proposition D.1. *Qualitative properties of $\Delta(\varepsilon, m, T)$*

1. For small m , $\Delta(\varepsilon, m, T) < 0$
2. For large m , $\Delta(\varepsilon, m, T) > 0$
3. For fixed $\varepsilon > 0$ and $m < \frac{1-\varepsilon^2}{2\varepsilon}$ there exists a threshold $T^*(\varepsilon, m)$ such that for $T < T^*(\varepsilon, m)$, $\Delta(\varepsilon, m, T) < 0$ and $\Delta(\varepsilon, m, T) > 0$ for $T > T^*(\varepsilon, m)$
4. For every $\varepsilon > 0$, the minimum of $T^*(\varepsilon, m)$ over m is strictly positive. In other words there exists a threshold $T^{**} > 0$ such that for $T < T^{**}$, for all values of m , $\Delta(\varepsilon, m, T) < 0$: there is no inflation.

Proof of 1) Since in the interval $[V_m^-, V_m^+]$, where the periodic solution lives, one has $|\frac{dV}{dt}| < 1$ we know that $P_{m,T}^+ < T$. Since $\lim_{m \rightarrow 0} A_{\varepsilon,m}^+ = \lim_{m \rightarrow 0} \cosh^{-1} \left(1 + \frac{\varepsilon}{m} \right) = +\infty$, for small enough m , the periodic solution $P_{m,T}(t)$ lives in the interval $]A_{\varepsilon,m}^-, A_{\varepsilon,m}^+[$ where the function φ is strictly negative and hence so is $\Delta(m, T)$.

Proof of 2) Given $\varepsilon > 0$ the relative positions of $V_m^+ = \sinh^{-1}(\frac{1}{m})$ and $A_{\varepsilon,m}^+ = \cosh^{-1} \left(1 + \frac{\varepsilon}{m} \right)$ depends on m . One easily compute that

$$A_{\varepsilon,m}^+ < V_m^+ \iff m < \frac{1-\varepsilon^2}{2\varepsilon} \quad (78)$$

hence, if $m > \frac{1-\varepsilon^2}{2\varepsilon}$ one has $[V_m^-, V_m^+] \subset [A_{\varepsilon,m}^-, A_{\varepsilon,m}^+]$ and $\varphi(P_m(t))$ is always positive.

Proof of 3) One has :

$$\int_0^{2T} \varphi(P_{m,T}(s)) ds = 2 \int_{-P_{m,T}^+}^{P_{m,T}^+} \frac{m \cosh(2V) - m - 1}{1 - m \sinh(2V)} dV$$

The conclusion follows from the fact that $T \mapsto P_{m,T}^+$ is an increasing function of T such that :

$$\lim_{T \rightarrow 0} P_{m,T}^+ = 0 \quad \text{and} \quad \lim_{T \rightarrow \infty} P_{m,T}^+ = V_m^+ = \frac{1}{2} \sinh^{-1} \left(\frac{1}{m} \right)$$

and :

$$\lim_{V \rightarrow V_m^+} \int_V^{+V} \frac{m \cosh(2V) - m - 1}{1 - m \sinh(2V)} dV = +\infty$$

Proof of 4) Let $\varepsilon > 0$ given, consider $m_o = \frac{1-\varepsilon^2}{2\varepsilon}$ and set $T_o = A_{\varepsilon, m_o}^+ = V_{m_o}^+$. Let $T < T_o$. For $m > m_o$ we already know that $\Delta(\varepsilon, m, T) < 0$. If $m < m_o$ one has $A_{\varepsilon, m}^+ > T_o > T$ and, by the way, $\varphi(P_{m, T}(t))$ is always negative. Thus for $T < \sinh^{-1}\left(\frac{2\varepsilon}{1-\varepsilon^2}\right)$, whatever the value of m , one has $\Delta(\varepsilon, m, T) < 0$ which proves 4).

E Explicit formula for $\Delta(\varepsilon, m, T)$

We consider the periodic solution $P_{m, T}(t)$ to $F(m, T)$. We are interested by the sign of :

$$\Delta(\varepsilon, m, T) = \frac{1}{T} \int_{P_{m, T}^-}^{P_{m, T}^+} \frac{m \cosh(2V) - m - \varepsilon}{1 - m \sinh(2V)} dV \quad (79)$$

From the formula (79) and proposition C.4 we can deduce an explicit formula for $\Delta(\varepsilon, m, T)$. First, if we use formula (75) in the definition of $\Delta(\varepsilon, m, T)$ we get :

$$\Delta(\varepsilon, m, T) = \frac{1}{T} \int_{-P_{m, T}^+}^{P_{m, T}^+} \frac{m \cosh(2V) dV}{1 - m \sinh(2V)} - (m + \varepsilon) \quad (80)$$

Since $\frac{d}{dV} \sinh(V) = \cosh(V)$, one can explicitly compute the integral to get :

$$\int \frac{m \cosh(2V) dV}{1 - m \sinh(2V)} = -\frac{\ln(1 - m \sinh(2V))}{2} \quad (81)$$

and, by the way :

$$\Delta(\varepsilon, m, T) = \frac{1}{2T} \ln \frac{1 + m \sinh(2P_{m, T}^+)}{1 - m \sinh(2P_{m, T}^+)} - (m + \varepsilon) \quad (82)$$

Using the formula $\sinh(a) = \frac{2 \tanh(a/2)}{1 - \tanh^2(a/2)}$, from (76) one gets :

$$\sinh(2P_{m, T}^+) = \frac{2 \tanh(P_{m, T}^+)}{1 - \tanh^2(P_{m, T}^+)}$$

Now, replacing $P_{m, T}^+$ by its value given by prop C.4 :

$$\tanh(P_{m, T}^+) = \left(\frac{A - \sqrt{A^2 - B^2}}{B} \right)$$

$$\sinh(2P_{m, T}^+) = \frac{B(A - \sqrt{A^2 - B^2})}{B^2 - A^2 + A\sqrt{A^2 - B^2}}$$

If we replace in (82) we have :

$$\Delta(\varepsilon, m, T) = \frac{1}{2T} \ln \frac{B^2 - A^2 + A\sqrt{A^2 - B^2} + mB(A - \sqrt{A^2 - B^2})}{B^2 - A^2 + A\sqrt{A^2 - B^2} - mB(A - \sqrt{A^2 - B^2})} - (m + \varepsilon)$$

and, after a multiplication by the conjugate quantity of the denominator one have the more simple expression :

$$\Delta(\varepsilon, m, T) = \frac{1}{2T} \ln \frac{A^2 - B^2 + m^2 B^2 + 2mB\sqrt{A^2 - B^2}}{A^2 - B^2 - m^2 B^2} - (m + \varepsilon)$$

Using $A^2 = 1 + m^2$ and $B = \tanh(TA) = \frac{e^{2TA} - 1}{e^{2TA} + 1}$, one gets :

$$\Delta(\varepsilon, m, T) = \frac{1}{2T} \ln \frac{m^2 b^4 + 2b^2 + m^2 + m(b^2 - 1)\sqrt{C}}{2(1 + m^2)b^2} - (m + \varepsilon) \quad (83)$$

with $b = e^T \sqrt{1 + m^2}$ and $C = m^2 b^4 + 2m^2 b^2 + 4b^2 + m^2$.

F Asymptotics of $\Delta(\varepsilon, m, T)$ for large T

We are looking for solutions of $m \mapsto \Delta(\varepsilon, m, T) = 0$ which are exponentially small with respect to T , that is to say for x solutions of :

$$\Delta(\varepsilon, e^{xT}, T) = 0 \quad x < 0 \quad (84)$$

We use Landau notation o for any quantity that tends to o when t tends to ∞ . From (83), $\Delta(\varepsilon, m, T) = 0$ is equivalent to :

$$\frac{m^2 b^4 + 2b^2 + m^2 + m(b^2 - 1)\sqrt{C}}{2(1+m^2)b^2} = e^{2(m+\varepsilon)T} \quad (85)$$

with

$$b = e^{T\sqrt{1+m^2}}, \quad C = m^2 b^4 + 2m^2 b^2 + 4b^2 + m^2, \quad m = e^{xT} \quad (86)$$

From (86) one have :

$$mb = e^{Tx} e^{T\sqrt{1+e^{2Tx}}} = e^{T(1+x+\frac{1}{2}e^{2Tx}(1+o))} \quad (87)$$

since for $x < 0$ we have $T e^{2Tx} = o$ we deduce $mb = e^{T(1+x+o)}$ which tends to ∞ as long as $x > -1$. from which we deduce that as long as $x > -1$:

$$m^2 b^4 + 2b^2 + m^2 = m^2 b^4(1+o(1)) \quad m(b^2 - 1)\sqrt{C} = m^2 b^4(1+o(1)) \quad (88)$$

which introduced in (85) gives :

$$m^2 b^2(1+o(1)) = e^{2T(1+x)(1+o(1))} = e^{2T(\varepsilon+o(1))} \quad (89)$$

from which we deduce :

$$2T(1+x)(1+o(1)) = 2T(\varepsilon+o(1)) \implies x = -(1-\varepsilon)+o(1) \quad (90)$$

which is the evaluation of proposition 2.9.

G Connection between $\Delta(\varepsilon, m, T)$ and $\sigma(\varepsilon, m, T)$.

Let $(x_1(t), x_2(t))$ be any solution of $\Sigma(\varepsilon, m, T)$; let $U(t) = \ln(\sqrt{x_1(t)x_2(t)})$ and $V(t) = \ln(\sqrt{x_1(t)/x_2(t)})$. Then $V(t)$ is a solution of $F(m, T)$ and since the periodic solution of $F(m, T)$ is globally asymptotically stable $V(t)$ converges to $P_{m,T}(t)$, thus :

$$\begin{aligned} \lim_{n \rightarrow +\infty} U((n+1)2T) - U(n2T) &= \dots \\ \lim_{n \rightarrow +\infty} \int_{n2T}^{(n+1)2T} 2(m \cosh(V(s)) - m - \varepsilon) ds &= \dots \\ \int_0^{2T} m \cosh(P_{m,T}(s)) - m - \varepsilon ds &= 2T \Delta(\varepsilon, m, T) \end{aligned} \quad (91)$$

and hence :

$$\Delta(\varepsilon, m, T) = \frac{1}{2T} \lim_{n \rightarrow +\infty} \ln \left(\sqrt{\frac{x_1((n+1)2T)x_2((n+1)2T)}{x_1(n2T)x_2(n2T)}} \right) \quad (92)$$

Now, choose $(x_1(0), x_2(0)) = Z_1$ where Z_1 is the positive eigenvector of $M(\varepsilon, m, T)$ associated with λ_1 (note that $M(\varepsilon, m, T)$ has positive entries). Then, for all $n \geq 0$, $x_1((n+1)2T) \approx \lambda_1 x_1(n2T)$ and $x_2((n+1)2T) \approx \lambda_1 x_2(n2T)$, thus

$$\sqrt{\frac{x_1((n+1)2T)x_2((n+1)2T)}{x_1(n2T)x_2(n2T)}} \approx \lambda_1^2$$

and thus $\Delta(\varepsilon, m, T) = \frac{1}{2T} \ln(\lambda_1)$, which we wanted to prove.

We can also prove this equality directly from the explicit formulas of Δ and λ_1 . The value of λ_1 given by Maple is :

$$\lambda_1 = \frac{e^{-2(m+\varepsilon)T}}{2A^2b^2} \left(m^2b^4 + 2b^2 + m^2 + \sqrt{C_1} \right)$$

with

$$C_1 = b^8m^4 + 4b^6m^2 - 2b^4m^4 - 8b^4m^2 + 4b^2m^2 + m^4$$

$$\frac{1}{2T} \ln(\lambda_1) = \ln \frac{m^2b^4 + 2b^2 + m^2 + \sqrt{C_1}}{2A^2b^2} - (m + \varepsilon)$$

which is the value of Δ given by the proposition (2.7) since one has :

$$C_1 = m^2(b^2 - 1)^2(m^2b^4 + 2m^2b^2 + 4b^2 + m^2)$$

H Limit in distribution of \hat{V}_n in the stochastic (± 1) model

We prove Lemma 2.11. The first point follows from the same observation as in the deterministic case, that the solution of $F(m, \mu)$ are trapped in the interval $[V_m^-, V_m^+]$. Now, note that, for all $n \geq 0$;

$$\hat{V}_{2n+2} = \varphi_{S_{2n+2}}^- \circ \varphi_{S_{2n}}^+ (\hat{V}_{2n})$$

Therefore, since $(S_n)_{n \geq 0}$ is a sequence of i.i.d. variables, the sequence $(\hat{V}_{2n})_{n \geq 0}$ is a Markov chain. Let us denote \hat{V}_{2n}^v for the position of the chain after n steps, whenever $\hat{V}_0 = v$. Since (see C) $\delta\varphi_t^+ \leq e^{-2mt}$ and $\delta\varphi_t^- \leq e^{-2mt}$, one has, for all $v, v' \in [V_m^-, V_m^+]$,

$$|\hat{V}_2^v - \hat{V}_2^{v'}| \leq e^{-2m(S_2+S_1)} |v - v'|.$$

Thus, using that $\mathbb{P}(S_1 = 0) = 0$, and therefore, $\mathbb{E}(e^{-2m(S_2+S_1)}) < 1$, the Markov chain \hat{V}_{2n} is contracting for the Wasserstein distance on the complete space $[V_m^-, V_m^+]$. As such, it admits a unique stationary distribution ν_∞ , which is the law of a variable V_∞^- , and \hat{V}_{2n} converges geometrically fast in distribution to V_∞^- . This proves the second point of Lemma 2.11. As for the third point, this is a consequence of Birkhoff's ergodic theorem.

I Existence of the growth rate in the random switching time case

By (41), the asymptotic behaviour of $\frac{U(t)}{t}$ is given by those of

$$\frac{1}{t} \int_0^t m (\cosh(2V(s)) - 1) ds - \varepsilon := H(t) - \varepsilon.$$

Let $t \geq 0$, there exists $n = N_t \in \mathbb{N}$ (random) such that $T_{2n} \leq t < T_{2n+2}$. This means that a time t , at least $2n$ and at most $2n + 1$ jumps have occurred. Therefore, we can write

$$H(t) = \frac{1}{t} \sum_{k=0}^{2N_t-1} \int_{T_k}^{T_{k+1}} m (\cosh(2V(s)) - 1) ds + R(t)$$

$$= \frac{1}{t} \sum_{k=0}^{N_t-1} \left(\int_{T_{2k}}^{T_{2k+1}} m (\cosh(2V(s)) - 1) ds + \int_{T_{2k+1}}^{T_{2k+2}} m (\cosh(2V(s)) - 1) ds \right) + R(t),$$

where $R(t)$ is a rest term given by

$$R(t) = \frac{1}{t} \int_{T_{2N_t}}^t m (\cosh(2V(s)) - 1) ds.$$

Note that $R(t) \leq C \frac{S_{2n+1}}{t}$, for some constant C , and thus $R(t) \rightarrow 0$ as $t \rightarrow \infty$. We now use Lemma 2.11 to give the asymptotic behaviour of the term in the sum. First, note that on a interval $[T_{2k}, T_{2k+1})$, in (40), we are integrating system $\Sigma^+(\varepsilon, m)$, with initial condition $V_{T_{2k}}$ and thus, for $s \in [T_{2k}, T_{2k+1})$, one has $V(s) = \varphi_{s-T_{2k}}^+(\hat{V}_{2k})$. Similarly, if $s \in [T_{2k+1}, T_{2k+2})$, one has $V(s) = \varphi_{s-T_{2k+1}}^-(\hat{V}_{2k+1})$, so that the first term in $H(t)$ can be rewritten as

$$\frac{1}{t} \sum_{k=0}^{N_t-1} \left(\int_0^{S_{2k+1}} m (\cosh(2\varphi_s^+(\hat{V}_{2k+1})) - 1) ds + \int_0^{S_{2k+2}} m (\cosh(2\varphi_s^-(\hat{V}_{2k+1})) - 1) ds \right) \quad (93)$$

Next, for $(v, s) \in \mathbb{R} \times \mathbb{R}_+$, set

$$f^+(v, s) = \int_0^s m (\cosh(2\varphi_r^+(v)) - 1) dr$$

and

$$f^-(v, s) = \int_0^s m (\cosh(2\varphi_r^-(v)) - 1) dr$$

Thus,

$$H(t) = \frac{1}{t} \sum_{k=0}^{N_t-1} f^+(\hat{V}_{2k}, S_{2k+1}) + \frac{1}{t} \sum_{k=0}^{N_t-1} f^-(\hat{V}_{2k+1}, S_{2k+2}) + R(t)$$

Now, we have

$$\frac{1}{t} \sum_{k=0}^{N_t-1} f^+(\hat{V}_{2k}, S_{2k+1}) = \frac{N_t-1}{t} \frac{1}{N_t-1} \sum_{k=0}^{N_t-1} f^+(\hat{V}_{2k}, S_{2k+1})$$

Now, classical renewal theorem⁷ implies that, with probability one,

$$\lim_{t \rightarrow \infty} \frac{N_t-1}{t} = \frac{1}{2\mathbb{E}(S)},$$

and in particular, $N_t \rightarrow \infty$ as $t \rightarrow \infty$. Hence, the third assertion of Lemma 2.11 implies that

$$\lim_{t \rightarrow \infty} \frac{1}{N_t-1} \sum_{k=0}^{N_t-1} f^+(\hat{V}_{2k}, S_{2k+1}) = \mathbb{E}[f^+(V_\infty^-, S)],$$

and as a consequence,

$$\lim_{t \rightarrow \infty} \frac{1}{t} \sum_{k=0}^{N_t-1} f^+(\hat{V}_{2k}, S_{2k+1}) = \mathbb{E}[f^+(V_\infty^-, S)].$$

The same reasoning can be done for the term with f^- and yields the expected result.

J Density dependent model

The deterministic case

Proposition J.1. *If the parameters (ε, m, T) are such that the system $D(\varepsilon, 0, m, T) = \Sigma(\varepsilon, m, T)$ is stable, then the solutions of $D(\varepsilon, \alpha, m, T)$ tend to 0.*

Proof. We denote by $(x_1(t, x_{10}, x_{20}), x_2(t, x_{10}, x_{20}))$ the solutions of $D(\varepsilon, \alpha, m, T)$ and by $(\xi_1(t, \xi_{10}, \xi_{20}), \xi_2(t, \xi_{10}, \xi_{20}))$ the solutions of $\Sigma(\varepsilon, m, T)$. Let (x_{10}, x_{20}) be any initial condition for D and choose (ξ_{10}, ξ_{20}) such that:

$$x_{i0} < \xi_{i0} \quad i = 1, 2$$

⁷see e.g. https://en.wikipedia.org/wiki/Renewal_theory

then, for every t one has :

$$x_i(t, x_{10}, x_{20}) < \xi_i(t, \xi_{10}, \xi_{20}) \quad i = 1, 2$$

Assume this is not the case ; let t^* be the first time for which one has $x_i^* = x_i(t, x_{10}, x_{20}) = \xi_i(t, \xi_{10}, \xi_{20})$ for at least one of the two indices ; assume for the shake of definitiveness that this index is 1 ; one has:

$$\frac{dx_1(t^*)}{dt} = (\pm 1 - \varepsilon - m)x_1^* - \alpha x_1^{*2} + mx_2(t^*) < (\pm 1 - \varepsilon - m)x_1^* + m\xi_2(t^*) = \frac{d\xi_1(t^*)}{dt}$$

The inequality $\frac{dx_1(t^*)}{dt} < \frac{d\xi_1(t^*)}{dt}$ contradicts the fact that t^* is the first time for which $x_1(t, x_{10}, x_{20}) = \xi_1(t, \xi_{10}, \xi_{20})$. Since $\Sigma(\varepsilon, m, T)$ is stable $\xi_i(t, \xi_{10}, \xi_{20})$ ($i = 1, 2$) tends to 0 and also $x_i(t, x_{10}, x_{20})$ ($i = 1, 2$).

□

Proposition J.2. *If the parameters (ε, m, T) are such that the system $D(\varepsilon, 0, m, T) = \Sigma(\varepsilon, m, T)$ is unstable, then the system $D(\varepsilon, \alpha, m, T)$ is uniformly persistent.*

In order to prove proposition J.2 we need two lemmas. Let :

$$U = \frac{1}{2} \ln(x_1 x_2) \quad V = \frac{1}{2} \ln(x_1 / x_2)$$

In the (U, V) variables the system D is :

$$D(\varepsilon, \alpha, m, T) \quad \begin{cases} \frac{dU}{dt} = \cosh(V) - m - \varepsilon - \alpha e^U \cosh(2V) \\ \frac{dV}{dt} = u(t) - m \sinh(V) - \alpha e^U \sinh(2V) \end{cases} \quad (94)$$

which is the system $S(\varepsilon, m, T)$ perturbed by the term :

$$\alpha e^U \begin{pmatrix} \cosh(2V) \\ \sinh(2V) \end{pmatrix} \quad (95)$$

It is easily seen that the solutions of the system D enters in finite time the strip $\mathbb{R} \times [V_m^-, V_m^+]$ and thus persistence of D is equivalent to the fact that for any solution $\liminf_{t \rightarrow +\infty} U(t) > -\infty$.

Denote by :

$$(U(t, U_0, V_0, t_0, S), F(t, U_0, V_0, t_0), S) \quad (\text{resp. } (U(t, U_0, V_0, t_0, D), F(t, U_0, V_0, t_0), D))$$

the solution of S (resp. D) with initial condition (U_0, V_0) at time t_0 and simply by $(U(t, D), V(t, D))$ (resp. $(U(t, S), V(t, S))$) the solution of D (resp. S) when the reference to the initial condition is not needed.

Lemma J.3. *Assume that $S(\varepsilon, m, T)$ is unstable. Let $a > 0$. Then there is $\theta > 0$ such that :*

$$\forall V_0 \in [V_m^-, V_m^+], \forall U_0, \forall t_0 : \quad U(t_0 + \theta, U_0, V_0, t_0, S) \geq U_0 + a$$

Proof: Fix some $a > 0$. Since S is unstable, for each U_0, V_0, t_0 such a θ exists ; it follows from the compactness of $[V_m^-, V_m^+]$, the periodicity of S and the property $U(t, U_0, V_0, t_0) = U_0 + U(t, 0, V_0, t_0)$ that a universal θ does exist. □

Lemma J.4. *For any $\delta > 0$ there exists \bar{U} such that :*

$$\left\{ \max_{t \leq t^*} U(t + t_0, U_0, V_0, t_0, D) \leq \bar{U} \right\} \implies \dots \quad (96)$$

$$\dots |U(t^* + t_0, U_0, V_0, t_0, D) - U(t^* + t_0, U_0, V_0, t_0, S)| \leq t^* \delta$$

Proof. Since the perturbation (95) tends to 0 when U tends to $-\infty$ uniformly with respect to $V \in [V_m^-, V_m^+]$ this is easily deduced from Gronwall inequality.

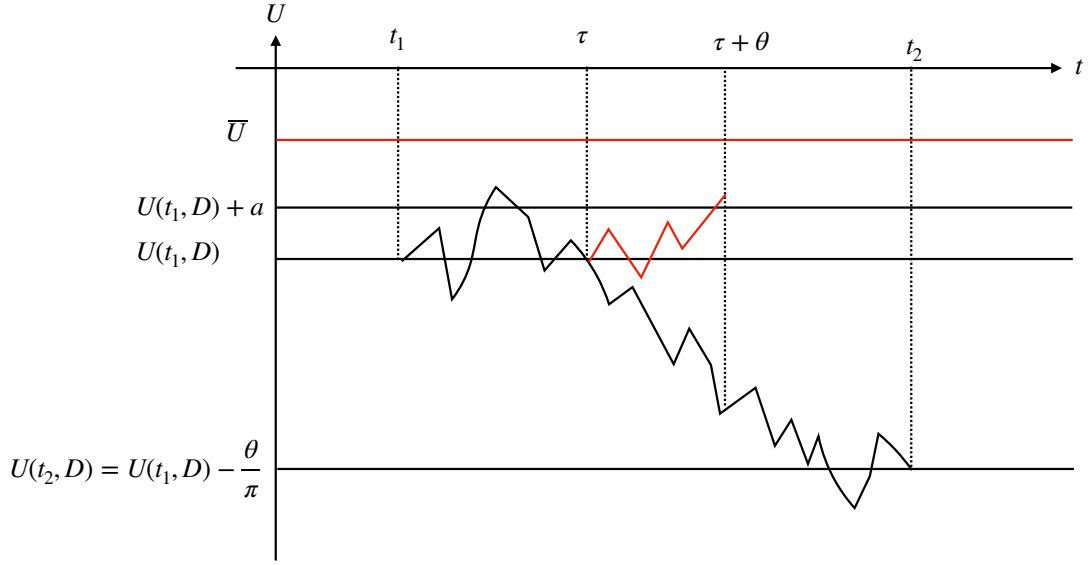


Figure 16: Illustration of the proof of proposition J.2

Proof of the proposition J.2 Fix some $a > 0$ and let θ be given by lemma J.3 and \bar{U} given by lemma J.4 such that $\delta = \frac{a}{2\theta}$. The proof goes by contradiction. Assume that:

$$\liminf_{t \rightarrow +\infty} U(t, D) = -\infty$$

then there exist (see Figure. 16) t_1 and t_2 such that :

$$\bar{U} > U(t_1, D) + a > U(t_1, D) > U(t_1, D) - \frac{\theta}{\pi} = U(t_2, D) \quad (97)$$

where

$$-\pi = \min_{U \leq \bar{U}, V \in [V_m^-, V_m^+]} m \cosh(2V) - m - \varepsilon - \alpha e^U \cosh(V) < -\varepsilon$$

Since $U(t, D)$ is continuous, from the intermediate value theorem there is some $\tau > t_1$ such that :

$$t \in [\tau, t_2] \Rightarrow U(t, D) \leq U(t_1) \quad (98)$$

and since π is the minimum of the velocity of $U(t, D)$ it takes a duration $t_2 - \tau$ greater than $\theta = \pi \frac{\theta}{\pi}$ to cover the distance from $U(\tau, D)$ to $U(t_2)$.

- From lemma J.3 :

$$U(\tau + \theta, U(t_1, D), V(\tau, D), \tau, S) > U(t_1, D) + a$$

(red curve of Figure 16).

- From lemma J.4:

$$|U(\tau + \theta, U(t_1, D), V(\tau, D), \tau, S) - U(\tau + \theta, U(t_1, D), V(\tau, D), \tau, D)| < \frac{a}{2}$$

These points imply $U(\tau + \theta, U(t_1, D), V(\tau, D), \tau, D) \geq U(t_1) + \frac{a}{2}$ which is a contradiction with (98). \square

The stochastic case

We now prove Proposition 3.2 thanks to results in [8]. Note that the vector fields in the right hand side of $D(\varepsilon, \alpha, m, \sigma_-, \sigma_+)$ satisfy conditions E1, E2, E3, E4 and E5 in [8, Section 4] and admit a positively invariant compact set K containing 0. Thus, Proposition 2.17, [8, Theorem 4.3] (for the case $\Lambda(\varepsilon, m, T) < 0$) and [8, Theorem 4.12] (for the case $\Lambda(\varepsilon, m, T) > 0$) and [?, Theorem 3.8] (for the case $\Lambda(\varepsilon, m, T) = 0$) conclude the proof of proposition 3.2.

K Notations and glossary

We give in this appendix the list of notations used in the paper

x_i ($i = 1, 2$)	Abundance of population in patch i ($i = 1, 2$)
U, V	$U = \ln \sqrt{x_1, x_2}, V = \ln \sqrt{x_1/x_2}$, see (9)
$r_i(t)$ ($i = 1, 2$)	Local growth of population in patch i ($i = 1, 2$)
\bar{r}_i ($i = 1, 2$)	Local average growth of population in patch i ($i = 1, 2$)
χ	$\chi = \frac{1}{2T} \int_0^{2T} \max(r_1(t), r_2(t)) dt$
$\Sigma(r_1, r_2, m, T)$	Model of growth in two patches, see (8)
$S(r_1, r_2, m, T)$	System $\Sigma(r_1, r_2, m, T)$ in variables (U, V) , see (10)
$\Sigma(\varepsilon, m, T)$	Deterministic (± 1)-model, see (12)
$\Sigma^+(m, T)$	(+1) system, see (13)
$\Sigma^-(m, T)$	(-1) system, see (14)
$S(\varepsilon, m, T)$	System $\Sigma(\varepsilon, m, T)$ in variables (U, V) , see (16)
$F(m, T)$	Equation of V in $S(\varepsilon, m, T)$, see (17)
F_m^+ and F_m^-	Equation $F(\varepsilon, m, T)$ in environment (+1) and (-1), see (18) and (19)
V_m^+ and V_m^-	Equilibria of F_m^+ and F_m^- , respectively, see (20)
$P_{m,T}$	Periodic solution of $F(\varepsilon, m, T)$, see Proposition 2.3
$\Delta(\varepsilon, m, T)$	Asymptotic growth of U , see (21) and Proposition 2.4
$M_{\varepsilon, m}^u, u = \pm 1$	Matrices of the linear systems $\Sigma^+(m, T)$ and $\Sigma^-(m, T)$, see (33)
$M(\varepsilon, m, T)$	Period mapping of $\Sigma(\varepsilon, m, T)$, see (34)
$\sigma(\varepsilon, m, T)$	Spectral radius of $M(\varepsilon, m, T)$, see (35)
$\Sigma(\varepsilon, m, \mu)$	Stochastic (± 1)-model (random switching times), see (38)
$S(\varepsilon, m, \mu)$	System $\Sigma(\varepsilon, m, \mu)$ in variables (U, V) , see (39)
$F(m, \mu)$	Equation of V in $S(\varepsilon, m, \mu)$, see (40)
$\Delta(\varepsilon, m, \mu)$	Asymptotic growth rate of U , see (42) and Proposition 2.12
PDMP	Piecewise Deterministic Markov Processes, see Section 2.4.2
$\Sigma(\varepsilon, p_1, p_2, m, T)$	Stochastic (± 1)-model (random choices of ± 1), see (44)
$\Delta(p_1, p_2, m, T)$	Asymptotic growth rate of U , see Proposition 2.15
λ_1	Top Lyapunov exponent, see Section 2.4.5
$\Sigma^{\pm\pm}(\varepsilon, m, T, \varphi)$	Periodic (± 1) model with phase shift, see (49), (50), (51) and (52)
$D(\varepsilon, \alpha, m, T)$	Density dependent deterministic (± 1)-model, see (60).
$D(\varepsilon, \alpha, m, T)$	Density dependent stochastic (± 1)-model, see (62).

References

- [1] Arditi, R., Lobry, C., & Sari, T. *Is dispersal always beneficial to carrying capacity? New insights from the multi-patch logistic equation.* Theoretical population biology, 106, 45-59.(2015)
- [2] Arditi, R., Lobry, C., & Sari, T. *Asymmetric dispersal in the multi-patch logistic equation* Theoretical population biology, 120, 11-15. (2018)
- [3] Arnold, L., Gundlach, V. M., & Demetrius, L. Evolutionary formalism for products of positive random matrices. The Annals of Applied Probability, 4(3), 859-901 (1994)
- [4] Bakhtin, Y. and Hurth, T. *Invariant densities for dynamical systems with random switching*, Nonlinearity, 25(10), 2937–2952, (2012)

- [5] Benaïm, M. and Le Borgne, S. and Malrieu, F. and Zitt, P.- A. *Qualitative properties of certain piecewise deterministic Markov processes* JOURNAL = Ann. Inst. Henri Poincaré Probab. Stat. Annales de l'Institut Henri Poincaré, Probabilités et Statistiques, (2015)
- [6] Benaïm, M., & Lobry, C. *Lotka–Volterra with randomly fluctuating environments or “How switching between beneficial environments can make survival harder”*. The Annals of Applied Probability, 26(6), 3754-3785. (2016)
- [7] Benaïm, M. and Lobry, C. and Sari, T. and Strickler, E. *When can a population spreading across sink habitats persist?*, Preprint, 2023
- [8] Benaïm, M. and Strickler, E. *Random Switching between Vector Fields Having a Common Zero* Ann. Appl. Probab., 29(1), 326-375 (2019)
- [9] Brunovsky, P. and Lobry, C. *Contrôlabilité Bang Bang, contrôlabilité différentiable, et perturbation des systèmes non linéaires* Annali di Matematica Pura ed Applicata, vol 105, pp. 93-119, (1975)
- [10] Butler, G., Freedman, and Waltman P. *Uniformly persistent systems*. Proceedings of the American Mathematical Society p. 425-430 (1986)
- [11] Coloniuss, F. and Mazanti, G. *Decay rates for stabilization of linear continuous-time systems with random switching*, Mathematical Control and Related Fields, 9(1) 39-58 (2019),
- [12] Davis, M. H. *Piecewise deterministic Markov processes: a general class of non diffusion stochastic models*. Journal of the Royal Statistical Society: Series B (Methodological), 46(3), 353-376.(1984)
- [13] DeAngelis, D.L., Travis, C.C. and Post, W.M., *Persistence and stability of seed-dispersed species in a patchy environment*. Theoretical Population Biology 16, 107–125 (1979). doi:10.1016/0040-5809(79)90008-X
- [14] DeAngelis, D.L., and Zhang, B. *Effects of dispersal in a non- uniform environment on population dynamics and competition: a patch model approach*. Discrete and Continuous Dynamical Systems Series B 19, (2014) 3087–3104. doi:10.3934/dcdsb.2014.19.3087
- [15] Evans, S, N, Ralph, Peter L., Schreiber, Sebastian J., and al. *Stochastic population growth in spatially heterogeneous environments*. Journal of mathematical biology, (2013), vol. 66, no 3, p. 423-476.
- [16] Faggionato A. and Gabrielli D. and Crivellari, M Ribezzi *Non-equilibrium thermodynamics of piecewise deterministic Markov processes* J. Stat. Phys., 137(2), 259 - 304 (2009)
- [17] Freedman, H.I., and Waltman, D., *Mathematical models of population interactions with dispersal. I. Stability of two habitats with and without a predator*. SIAM Journal of Applied Mathematics 32, 631–648 (1977). doi:10.1137/0132052
- [18] Freidlin, and Wentzell, *Random perturbations. In : Random perturbations of dynamical systems*. Springer, New York, NY, 1998. p. 15-43.
- [19] Ginzburg lev and Mark Colyvan. *Ecological orbits*. Oxford University Press. (2004)
- [20] Gonzalez A, Holt RD *The inflationary effects of environmental fluctuations in source-sink systems*. Proc Natl Acad Sci U S A 99:14872–14877 5 (2002)
- [21] Hanski, I. *Metapopulation ecology*. Oxford University Press. (1999)
- [22] Hening, Alexandru and Strickler, Edouard *On a predator-prey system with random switching that never converges to its equilibrium* SIAM Journal on Mathematical Analysis 51(5), 3625–3640 (2019)
- [23] Holt, Robert D, *Population dynamics in two-patch environments: some anomalous consequences of an optimal habitat distribution*, Theoretical Population Biology, 28, 181-208 (1985)
- [24] Holt, Robert D, *On the evolutionary stability of sink populations*. Evolutionary Ecology 11.6 (1997): 723-731.

- [25] Holt, Robert D., Michael Barfield, and Andrew Gonzalez. *Impacts of environmental variability in open populations and communities: "inflation" in sink environments.* Theoretical population biology 64.3 (2003): 315-330.
- [26] Hurth, Tobias and Strickler, Edouard *Randomly Switched ODES with nonexponential switching times.* Preprint, 2022
- [27] Jansen V.A.A and J. Yoshimura *Populations can persist in an environment consisting of sink habitats only.* Proc. Natl. Acad. Sci. USA, Vol. 95, pp. 3696–3698 (1998)
- [28] Jurdjevic, V. *Geometric control theory* Cambridge university press. (1997)
- [29] Katriel, Guy. *Dispersal-induced growth in a time-periodic environment.* Journal of Mathematical Biology (2022) 85:24
- [30] Nicholas Kortessisa, Margaret W. Simon, Michael Barfield, Gregory Glass, Burton H. Singer, Robert D. Holt. *Regional COVID19 spread despite expected declines: how mitigation is hindered by spatio-temporal variation in local control measures.* medRxiv preprint doi: <https://doi.org/10.1101/2020.07.17.20155762>.
- [31] Nicholas Kortessisa, Margaret W. Simon, Michael Barfield, Gregory Glass, Burton H. Singer, Robert D. Holt. *The interplay of movement and spatiotemporal variation in transmission degrades pandemic control.* Proceedings of the National Academy of Sciences 117.48 (2020): 30104-30106.
- [32] Klausmeier, C. A. *Floquet theory: a useful tool for understanding nonequilibrium dynamics.* Theoretical Ecology, 1(3), 153-161.
- [33] Lobry C., T. Sari and S. Touhami *On Tykhonov's theorem for convergence of solutions of slow and fast systems* Electronic Journal of Differential Equations, Vol., No. 19, pp. 1–22.(1998)
- [34] Lobry C. *Entry-exit in the halo of a slow semi-stable curve.* arXiv preprint arXiv:2203.10357 (2022).
- [35] Liu S, Lou Y, and Song P *A new monotonicity for principal eigenvalues with applications to time-periodic patch models* SIAM J Appl Math 82:576–601. (2022)
- [36] May, Robert M., and George F. Oster *Bifurcations and dynamic complexity in simple ecological models.* The American Naturalist 110.974 (1976): 573-599.
- [37] Pakdaman, K. and Thieullen, M. and Wainrib, G *Intrinsic variability of latency to first-spike.* Biol. Cybernet., 103(1), 43 - 56 (2010)
- [38] Roy, Manojit, Robert D. Holt, and Michael Barfield. *Temporal autocorrelation can enhance the persistence and abundance of metapopulations comprised of coupled sinks.* The American Naturalist 166.2 (2005): 246-261.
- [39] Schreiber, Sebastian J. *Interactive effects of temporal correlations, spatial heterogeneity and dispersal on population persistence.* Proceedings of the Royal Society B: Biological Sciences 277.1689 (2010): 1907-1914
- [40] Strickler, E. *Persistence de Processus de Markov Déterministes par Morceaux.* Thèse de doctorat. Université de Neuchâtel. (2019)
- [41] Tykhonov A.N, *Systems of differential equations containing small parameters multiplying the derivatives* Mat. Sborn. 31:575-586, 1952.