

Estimation of Critical Collapse Solutions to Black Holes with Nonlinear Statistical Models

Ehsan Hatefi^{†,*1} and Armin Hatefi[‡]

[†] GRAM Research Group, Department of Signal Theory and Communications, University of Alcala, Alcala de Henares, 28805, Spain.

^{*} Scuola Normale Superiore and I.N.F.N, Piazza dei Cavalieri 7, 56126, Pisa, Italy.

[‡] Department of Mathematics and Statistics, Memorial University of Newfoundland, St John's, NL, Canada.

Abstract

The self-similar gravitational collapse solutions to the Einstein-axion-dilaton system have already been found out. Those solutions become invariants after combining the spacetime dilation with the transformations of internal $SL(2, \mathbb{R})$. We apply nonlinear statistical models to estimate the functions that appear in the physics of Black Holes of the axion-dilaton system in four dimensions. These statistical models include parametric polynomial regression, nonparametric kernel regression and semi-parametric local polynomial regression models. Through various numerical studies, we reached accurate numerical and closed-form continuously differentiable estimates for the functions appearing in the metric and equations of motion.

¹E-mails: ehsan.hatefi@uah.es, ehsanhatefi@gmail.com, ahatefi@mun.ca

1 Introduction

As the end state of gravitational collapse, black holes are defined by their mass, angular momentum as well as their charge. M. Choptuik [1] explored the so called critical phenomena in gravitational collapse as well as Choptuik scaling. He made a breakthrough in the subject of numerical relativity. Indeed, Choptuik scaling ([1] and [2]) is a property that occurs in various systems which experience gravitational collapse. He discovered that there might be a fourth universal quantity that establishes the critical collapse. Choptuik followed the study of the spherically symmetric collapse of scalar field and explored a critical behaviour which demonstrates the discrete spacetime self-similarity. Through taking the amplitude of the scalar field p , he derived a critical value p_{crit} where black hole forms as p exceeds p_{crit} . Also, as p goes beyond the threshold, the mass of the black hole M_{bh} illustrates the scaling law

$$M_{\text{bh}}(p) \propto (p - p_{\text{crit}})^\gamma, \quad (1)$$

where the Choptuik exponent was found to be $\gamma \simeq 0.37$ [1] in four dimension and for a real scalar field. Various numerical computations with different matter content have also been discovered [3, 4, 5, 6, 7].

Motivated by String Theory, the axion-dilaton system can also experience the same gravitational collapse process. The study of Choptuik phenomenon in the axion-dilaton system was initiated in [8, 9, 10]. The AdS/CFT correspondence [11] is viewed as the first motivation to investigate critical collapse solutions especially for the axion-dilaton system. The AdS/CFT correspondence correlates the critical exponent and the imaginary part of quasi normal modes as well as the dual conformal field theory [12]. The second motivation relies on the holographic description of black hole formation [13], particularly in the physics of black holes and their implications [14]. From the IIB string theory point of view, we look for the gravitational collapse for the special spaces that could asymptotically approach $AdS_5 \times S^5$. The matter field in the IIB string theory arises from the self-dual 5-form field strength and the axion-dilaton configuration. In a recent research [15, 16], the whole families of Continuous Self-Similar (CSS) solutions of the Einstein-axion-dilaton system were explored for all the three conjugacy classes of $SL(2, \mathbb{R})$. Some remarks about critical exponents and higher dimensional solutions have been made in [17] and [18]. For more details about the other systems experiencing gravitational collapse, readers are referred to [19, 20, 21, 22, 23].

To our best knowledge, there is no research article in the literature investigated the prop-

erties of nonlinear statistical models to estimate the critical collapse functions in Einstein-axion-dilaton. In this paper, for the first time, we utilize parametric polynomial regression, non-parametric kernel regression and semi-parametric local polynomial regression models to develop and a closed form and continuously differentiable functional forms of the critical collapse functions.

This article is organized as follows. We describe the axion-dilaton system and its different Continuous Self-Similar ansatz in Section 2. The initial conditions and Properties of the critical solutions for all three conjugacy classes are discussed in Sections 3 and 4, respectively. The nonlinear statistical estimation methods are then discussed in Section 5. The performance of proposed statistical models are finally investigated in Section 6. Concluding remarks are presented in Section 7.

2 Axion-dilaton Configuration

One can combine the axion a and dilaton ϕ field into a single complex field $\tau \equiv a + ie^{-\phi}$, and its coupling to four dimensional gravity is given by

$$S = \int d^4x \sqrt{-g} \left(R - \frac{1}{2} \frac{\partial_a \tau \partial^a \bar{\tau}}{(\text{Im } \tau)^2} \right). \quad (2)$$

where R is the scalar curvature. The above action describes the effective action of type II string theory [24, 25]. This action respects $\text{SL}(2, \mathbb{R})$ symmetry, which means that if we consider the following

$$\tau \rightarrow \tau' \equiv \frac{a\tau + b}{c\tau + d}, \quad (3)$$

the action remains invariant where a, b, c, d are real parameters satisfying $ad - bc = 1$. The equations of motion can be read as follows

$$R_{ab} - \frac{1}{4(\text{Im } \tau)^2} (\partial_a \tau \partial_b \bar{\tau} + \partial_a \bar{\tau} \partial_b \tau) = 0 \quad (4)$$

$$\nabla^a \nabla_a \tau + \frac{i \nabla^a \tau \nabla_a \bar{\tau}}{\text{Im } \tau} = 0. \quad (5)$$

We have looked for critical solutions by dealing with spherical symmetry and continuous self-similarity. Following [8, 9, 10], one can choose the metric as

$$ds^2 = (1 + u(t, r)) (-b(t, r)^2 dt^2 + dr^2) + r^2 d\Omega^2. \quad (6)$$

We might consider a scale invariant variable as $z \equiv -r/t$ and hence the Continuous Self-Similarity of the metric actually means that all functions $u(t, r), b(t, r)$ can be expressed just in terms of z , that is, $b(t, r) = b(z), u(t, r) = u(z)$.

This continuous self-similarity condition for τ was described in detail in [26]. The axion-dilaton system does have a global $SL(2, R)$ -symmetry which is broken to a $SL(2, Z)$ by taking into account the non-perturbative phenomena in type II string theory. If we take the quantum effects, $SL(2, R)$ symmetry reduces to $SL(2, Z)$ for which it is believed to be non-perturbative symmetry of String Theory [27, 28, 29]. Therefore, one might compensate the action by means of an $SL(2, R)$ -transformation, that is $\tau(t, z)$ must respect the following equation

$$t \frac{\partial}{\partial t} \tau(t, z) = \alpha_0 + \alpha_1 \tau + \alpha_2 \tau^2 \quad (7)$$

with $\alpha_{0,1,2}$ real numbers. The above equation has two roots that are related to compensating the scaling transformation. Having set that, we find three different ansatz, which are related to the fact that the chosen $SL(2, R)$ -transformation is either an elliptic, hyperbolic or parabolic transformation. The elliptic ansatz is defined as

$$\tau(t, r) = i \frac{1 - (-t)^{i\omega} f(z)}{1 + (-t)^{i\omega} f(z)}, \quad (8)$$

where ω is a real constant that will be known by the regularity conditions for the critical solution. On the other hand, for the hyperbolic case, $\tau(t, r)$ is given by

$$\tau(t, r) = \frac{1 - (-t)^\omega f(z)}{1 + (-t)^\omega f(z)}, \quad (9)$$

Eventually the parabolic ansatz is illustrated by $\tau(t, r) = f(z) + \omega \log(-t)$. Note that, the function $f(z)$ needs to satisfy $|f(z)| < 1$ for the elliptic case, whereas $Im f(z) > 0$ for hyperbolic and parabolic cases.

3 Equations of motion and initial conditions

In this section, we first study the equations of motion and then explain the properties of solutions. Replacing CSS into the equations of motion, we derive a system of differential equations just for $b(z), f(z)$. Using Einstein equations for angular variables, one can express $u(z), b(z)$ just in terms of $f(z)$, which means that

$$u(z) = \frac{z b'(z)}{b(z)}. \quad (10)$$

Hence $u(z)$ and its derivatives can be eliminated from equations of motion. The other equations of motion involve $b(z), f(z)$. Hence we are left with various ordinary differential equations (ODEs)

$$b'(z) = B(b(z), f(z), f'(z)), \quad (11)$$

$$f''(z) = F(b(z), f(z), f'(z)). \quad (12)$$

Since in this paper, we are looking for estimation of the function of $b(z)$ and real and Imaginary part of $f(z)$ for elliptic and hyperbolic cases in 4 dimension, we just generate those equations as follows. Indeed the equations of motion are derived in [26]. The equations for the elliptic case are

$$\begin{aligned} 0 &= b' + \frac{z(b^2 - z^2)}{b(-1 + |f|^2)^2} f' \bar{f}' - \frac{i\omega(b^2 - z^2)}{b(-1 + |f|^2)^2} (f \bar{f}' - \bar{f} f') - \frac{\omega^2 z |f|^2}{b(-1 + |f|^2)^2}, \\ 0 &= f'' - \frac{z(b^2 + z^2)}{b^2(-1 + |f|^2)^2} f'^2 \bar{f}' + \frac{2}{(1 - |f|^2)} \left(1 - \frac{i\omega(b^2 + z^2)}{2b^2(1 - |f|^2)} \right) \bar{f} f'^2 \\ &\quad + \frac{i\omega(b^2 + 2z^2)}{b^2(-1 + |f|^2)^2} f f' \bar{f}' + \frac{2}{z} \left(1 + \frac{i\omega z^2(1 + |f|^2)}{(b^2 - z^2)(1 - |f|^2)} \right. \\ &\quad \left. + \frac{\omega^2 z^4 |f|^2}{b^2(b^2 - z^2)(1 - |f|^2)^2} \right) f' + \frac{\omega^2 z}{b^2(-1 + |f|^2)^2} f^2 \bar{f}' + \\ &\quad \frac{2i\omega}{(b^2 - z^2)} \left(\frac{1}{2} - \frac{i\omega(1 + |f|^2)}{2(1 - |f|^2)} - \frac{\omega^2 z^2 |f|^2}{2b^2(-1 + |f|^2)^2} \right) f. \end{aligned} \quad (13)$$

Using time scaling one can set $b(t, 0) = 1$. In the elliptic case, by writing $f(z) = f_m(z)e^{if_a(z)}$, the regularity conditions imply:

$$b(0) = 1, f'_m(0) = f'_a(0) = 0 \quad (14)$$

The above equations are invariant under a global phase of $f(z)$ so we can choose

$$f_a(0) = 0 \quad (15)$$

For hyperbolic case the equations are determined by

$$\begin{aligned}
0 &= b' - \frac{z(b^2 - z^2)}{b(f - \bar{f})^2} f' \bar{f}' + \frac{\omega(b^2 - z^2)}{b(f - \bar{f})^2} (f \bar{f}' + \bar{f} f') + \frac{\omega^2 z |f|^2}{b(f - \bar{f})^2} \\
0 &= -f'' - \frac{z(b^2 + z^2)}{b^2(f - \bar{f})^2} f'^2 \bar{f}' + \frac{2}{(f - \bar{f})} \left(\frac{1}{\bar{f}} + \frac{\omega(b^2 + z^2)}{2b^2(f - \bar{f})} \right) \bar{f} f'^2, \\
&+ \frac{\omega(b^2 + 2z^2)}{b^2(f - \bar{f})^2} f f' \bar{f}' + \frac{2}{z} \left(-1 + \frac{\omega z^2 (f + \bar{f})}{(b^2 - z^2)(f - \bar{f})} \right. \\
&+ \left. \frac{\omega^2 z^4 |f|^2}{b^2(b^2 - z^2)(f - \bar{f})^2} \right) f' - \frac{\omega^2 z}{b^2(f - \bar{f})^2} f^2 \bar{f}' + \\
&\frac{2\omega}{(b^2 - z^2)} \left(-\frac{1}{2} - \frac{\omega(f + \bar{f})}{2(f - \bar{f})} - \frac{\omega^2 z^2 |f|^2}{2b^2(f - \bar{f})^2} \right) f. \tag{16}
\end{aligned}$$

They are invariant under a constant scaling $f \rightarrow \lambda f$ and applying regularity at the origin we find that $f'(z=0)$ should vanish. Thus the initial conditions for the hyperbolic case are:

$$b(0) = 1, f'(0) = 0 \tag{17}$$

Finally in the parabolic ansatz the equations of motion are invariant under arbitrary shifts of $f(z)$.

4 Properties of the critical solutions

The properties of the solutions, the physical and geometrical behaviours of the solutions for elliptic case within details were explained in [9, 10]. Naturally, for the hyperbolic case the same properties are being held. In all equations we have five singularities where $z = \pm 0$ corresponds to origin and we have dealt with them by making the regularity conditions. On the other hand, the point $z = \infty$ related to $t = 0$. By change of variables and redefinition of the fields $f(z), b(z)$, one can show that [30] the equations remain regular there as well.

The singularities $b(z_{\pm}) = \pm z_{\pm}$ are the locations where the homothetic Killing vector is null, as explained in [26]. For $b(z_+) = z_+$ the solution must be smooth within this surface and we need to have the continuity of f, b in this region. $b(z_+) = z_+$ is related to the homothetic horizon and it is indeed a mere coordinate singularity [31, 26] so τ must be finite across it which gets interpreted as the finiteness of $f''(z)$ once $z \rightarrow z_+$. Another constraint comes from the fact that the vanishing of the divergent part of $f''(z)$ generates one complex valued constraint at z_+ that can be defined by $G(b(z_+), f(z_+), f'(z_+)) = 0$ where

the definitions of G are given in Equations (49)-(51) of [15]. If we use regularity at $z = 0$ as well as the residual symmetries, then we find out the initial conditions $b(0) = 1, f'(0) = 0$ and the value of $f(0)$ is shown by

$$f(0) = \begin{cases} x_0 & \text{elliptic} & (0 < x_0 < 1) \\ ix_0 & \text{parabolic} & (0 < x_0) \\ 1 + ix_0 & \text{hyperbolic} & (0 < x_0) \end{cases} \quad (18)$$

where x_0 is a real parameter. Thus, we have two constraints as the real and imaginary parts of G must be vanished and two parameters (ω, x_0) to be known.

The entire solutions for hyperbolic case in four and five dimensions have been derived in [16]. These solutions are obtained by making use of numerical integration from the equations of motion. For instance, for four dimensional elliptic case, just one solution is determined [10, 26] and it is given by

$$\begin{aligned} \omega &= 1.176, \\ z_+ &= 2.605, \\ |f(0)| &= 0.892, \end{aligned} \quad (19)$$

Using this new search methodology, we are able to explore the entire families of solutions for hyperbolic case in 4 dimension which are three cases called α, β, γ solutions. The α solution is given by

$$\omega = 1.362, \quad z_+ = 1.440, \quad \text{Im}f(0) = 0.708. \quad (20)$$

The β solution is determined by

$$\omega = 1.003, \quad z_+ = 3.29, \quad \text{Im}f(0) = 0.0822. \quad (21)$$

Finally γ solution is explored to be

$$\omega = 0.541, \quad z_+ = 8.44, \quad \text{Im}f(0) = 0.0059. \quad (22)$$

5 Statistical Estimation Methods

Throughout this section, we use the following notations to present the statistical estimation methods. Let (\mathbf{X}, \mathbf{y}) denote a multivariate random variable from a random sample of size n .

Suppose $\mathbf{y} = (y_1 \dots, y_n)$ and $\mathbf{X} = (\mathbf{x}_1, \dots, \mathbf{x}_p)$ represent, respectively, the vector of response variable of size n and $(n \times p)$ dimensional design matrix with p explanatory variables where $\text{rank}(\mathbf{X}) = p < n$.

5.1 Polynomial Regression Model

Linear regression models are among the most popular statistical methods for modelling data. One can address the relationship between response variable y and the explanatory variables $\mathbf{x}_1, \dots, \mathbf{x}_p$ by the linear regression model

$$y_i = \mathbf{x}_i^\top \beta + \epsilon_i, \quad i = 1, \dots, n, \quad (23)$$

where β is the unknown parameters (hence-after called coefficients) of the model, \mathbf{x}_i^\top indicates the transpose of \mathbf{x}_i and that $\epsilon_i \stackrel{iid}{\sim} N(0, 1); i = 1, \dots, n$; that is, the error terms are independent and identically distributed from standard normal distribution [32].

It is easily seen that linear regression model (23), as a parametric method, translates the prediction problem of response function $y = g(x)$ (as a function of explanatory variable x) to the estimation problem of the unknown parameters/coefficients of the model. Least square (LS) method [32] is one of the most common approaches to estimate the coefficients of model (23). Given the design matrix \mathbf{X} and response vector \mathbf{y} from n observations, the least squares estimate of β is given by

$$\hat{\beta}_{\text{LS}} = \arg \min_{\beta} \|\mathbf{y} - \mathbf{X}\beta\|_2^2, \quad (24)$$

where $\|\cdot\|_2^2$ denotes the l_2 norm. It is easy to show that the solution to (24) is given by

$$\hat{\beta}_{\text{LS}} = (\mathbf{X}^\top \mathbf{X})^{-1} \mathbf{X}^\top \mathbf{y}. \quad (25)$$

Once model (23) is trained, the response can be predicted at a new value \mathbf{x}_{new} by

$$\hat{y}_{\text{new}} = \hat{g}(\mathbf{x}_{\text{new}}) = \mathbf{x}_{\text{new}}^\top \hat{\beta}_{\text{LS}}. \quad (26)$$

It is evident that the functional forms of $|f_0(z)|$, $\arg(f_0(z))$ and $b_0^2(z) - z^2$, as our underlying statistical population to be estimated are clearly nonlinear functions of space-time. Hence, the simple linear regression model (23) based on z is not flexible enough to estimate the nonlinearity of critical collapse functions. One can employ polynomial regression model to deal with the nonlinear critical collapse functions. Polynomial regression model enables us to incorporate the higher orders of explanatory variable x to approximate

better the nonlinear response function $y = g(x)$. Polynomial regression model of order l is given by

$$y_i = \sum_{j=0}^l x_i^j \beta_j + \epsilon_i, \quad (27)$$

where $\beta = (\beta_0, \dots, \beta_l)$ represent the unknown coefficients of the model. Note that, we only focus on the main effects of explanatory variables (and their higher orders) in estimating the critical functions. First, in the estimating of the critical functions, there is only a single explanatory variable – that is the space-time z . Hence, no interaction term is defined in the regression models. When there is a single explanatory variable in the regression, the higher orders of the explanatory variable can very well accommodate the nonlinearity of the population. Finally, the interaction terms typically contribute to the refinement of the estimates at the price of introducing more parameters in the model and reducing the degree of freedom in the estimation. For the above reasons, throughout these manuscript, we do not include the interaction terms in the statistical models.

Polynomial regression model, as a special case of model (23), can be written as a linear model again by

$$\mathbf{y} = \mathbf{Z}\beta + \epsilon,$$

where the columns of matrix \mathbf{Z} are the copies of explanatory variable x_i taken to various powers $j = 0, \dots, l$. Similarly, from least squares method (24), the polynomial regression at \mathbf{x}_{new} is produced by

$$\hat{y}_{\text{new}} = \hat{g}(\mathbf{x}_{\text{new}}) = \mathbf{x}_{\text{new}}^\top (\mathbf{Z}^\top \mathbf{Z})^{-1} \mathbf{Z}^\top \mathbf{y}. \quad (28)$$

Polynomial regression model provides a flexible solution to estimate a nonlinear function at the price of higher orders of explanatory variable x in the model. Therefore, the estimation performance of the polynomial proposal depends on the order of the polynomial regression l . In Section 6, we perform a cross validation to select the best order of the polynomial estimators.

5.2 Kernel Regression Model

Linear regression and polynomial regression models translate the estimation problem of the response function $y = g(x)$ to the estimation problem of parameters β . Non-parametric

regression models can be considered as another approach to estimate the nonlinear critical collapse functions. Kernel regression model is one of the most common non-parametric estimation methods. Kernel regression approximates the response function at new observation x_{new} by a weighted average of observed responses in a neighbourhood of x_{new} . A kernel function is non-negative symmetric function around the origin (i.e, the centre of the neighbourhood). Kernel function is typically re-scaled to result in a legitimate probability density function in each neighbourhood. There are various choices for Kernel function; however, in this manuscript, we focus only on Epanechnikov kernel [33] given by

$$K_h(x) = 3/4 (1 - (x/h)^2) I(|x/h| \leq 1), \quad (29)$$

where h denotes the bandwidth parameter of the kernel function K and I is an indicator function such that $I(u) = 1$ if $u=\text{true}$ otherwise $I(u) = 0$. It is at once apparent that the kernel function (29) tunes the width of neighbourhoods based on the bandwidth parameter h . When an observation falls out of the bandwidth, the kernel function assigns very small weight to the observation to reduce its impact on the function estimate.

Given a training data set of size n with explanatory variable x and response y , the Nadaraya–Watson kernel regression estimate [34, 35] the response function at new observation x_{new} as

$$\hat{y}_{\text{new}} = \hat{g}(\mathbf{x}_{\text{new}}) = \sum_{i=1}^n \frac{K_h(|x_i - x_{\text{new}}|) y_i}{\sum_{r=1}^n K_h(|x_r - x_{\text{new}}|)}, \quad (30)$$

where $K_h(\cdot)$ is obtained from (29).

Note that the kernel regression estimator (30) deals with the nonlinearity of response function at the price of selecting the bandwidth parameter. To this end, when small h is selected, the weights assigned by kernel regression estimator are more concentrated around the new observation (i.e., shorter neighbourhoods will be declared). In contrast, when large h is selected, the weights will be more spread out and consequently wider neighbourhoods are declared. Hence, for a given training data, we carry out a cross validation to find out the optimal bandwidth.

5.3 Local Regression Model

As another approach, we study the local regression model to earn the curvature of the response function $y = g(x)$. Local regression, as a semi-parametric approach, combines the parametric advantages of the polynomial regression and non-parametric properties of the

kernel regression in estimating the response function. Local regression can be intuitively explained by the Taylor expansion of $g(x)$ around x_{new} as follows:

$$g(x_{\text{new}} + \delta) = g(x_{\text{new}}) + \delta \frac{\partial g}{\partial x}(x_{\text{new}}) + \frac{\delta^2}{2} \frac{\partial^2 g}{\partial x^2}(x_{\text{new}}) + O(\delta^3),$$

where kernel regression can be viewed as an estimator which only utilizes the constant term to approximate $g(x)$. Local regression method exploits the high orders of x by polynomial regression and then estimates the coefficients (of the polynomial regression) by the kernel regression in each neighbourhood.

Given a training data set of size n with explanatory variable x and response variable y , the local regression estimator [33] of order l at \mathbf{x}_{new} is given by

$$\hat{y}_{\text{new}} = \hat{g}(\mathbf{x}_{\text{new}}) = \sum_{j=0}^l x_i^j \hat{\beta}_j(x_{\text{new}}), \quad (31)$$

where the vector of coefficients estimate $\hat{\beta}(x_{\text{new}}) = (\hat{\beta}_0(x_{\text{new}}), \dots, \hat{\beta}_l(x_{\text{new}}))$ is obtained as a solution to:

$$\hat{\beta}(x_{\text{new}}) = \arg \min_{\beta} \left\{ \sum_{i=1}^n K_h(|x_i - x_{\text{new}}|) \left(y_i - \sum_{j=0}^l x_i^j \beta_j \right)^2 \right\}, \quad (32)$$

where $K_h(\cdot)$ obtained from (29).

The estimator (31) can be used to estimate the response function at any value of x_{new} . Accordingly, the estimator (31) enables us to approximate the response function $y = g(x)$ throughout the domain. Note that the local regression smoother (31) requires two tuning parameters. These tuning parameters include the bandwidth parameter of kernel part h and the order of the polynomial part l .

6 Numerical Studies

R. Antonelli and E. Hatefi in [15] recently studied the black hole solutions of axion-dilaton system in elliptic and hyperbolic cases in four and five dimension. Through the numerical optimization of [10], they found only one solution to equations of motion for 4 dimension of elliptic case. As discussed in [16], the unperturbed critical collapse functions play a key role in the location of the critical solutions and critical exponents. Despite the importance of these unperturbed critical collapse functions, a little information is known in the literature

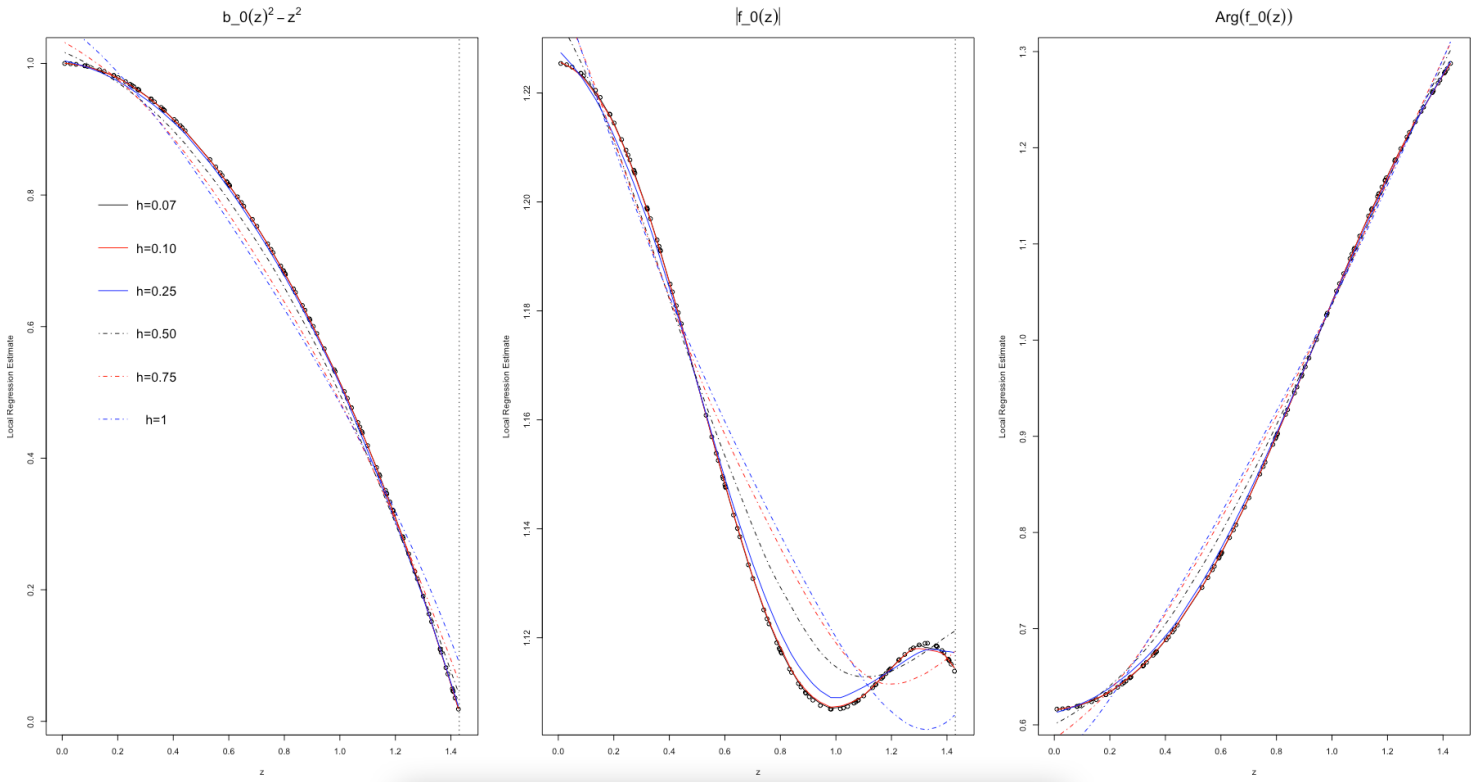


Figure 1: The estimates of critical collapse functions corresponding to α solution of hyperbolic case based on local regression method of order $l = 1$ with bandwidth parameters $h = \{0.07, 0.10, 0.25, 0.50, 0.75, 1\}$ based on a training sample of size $n = 100$.

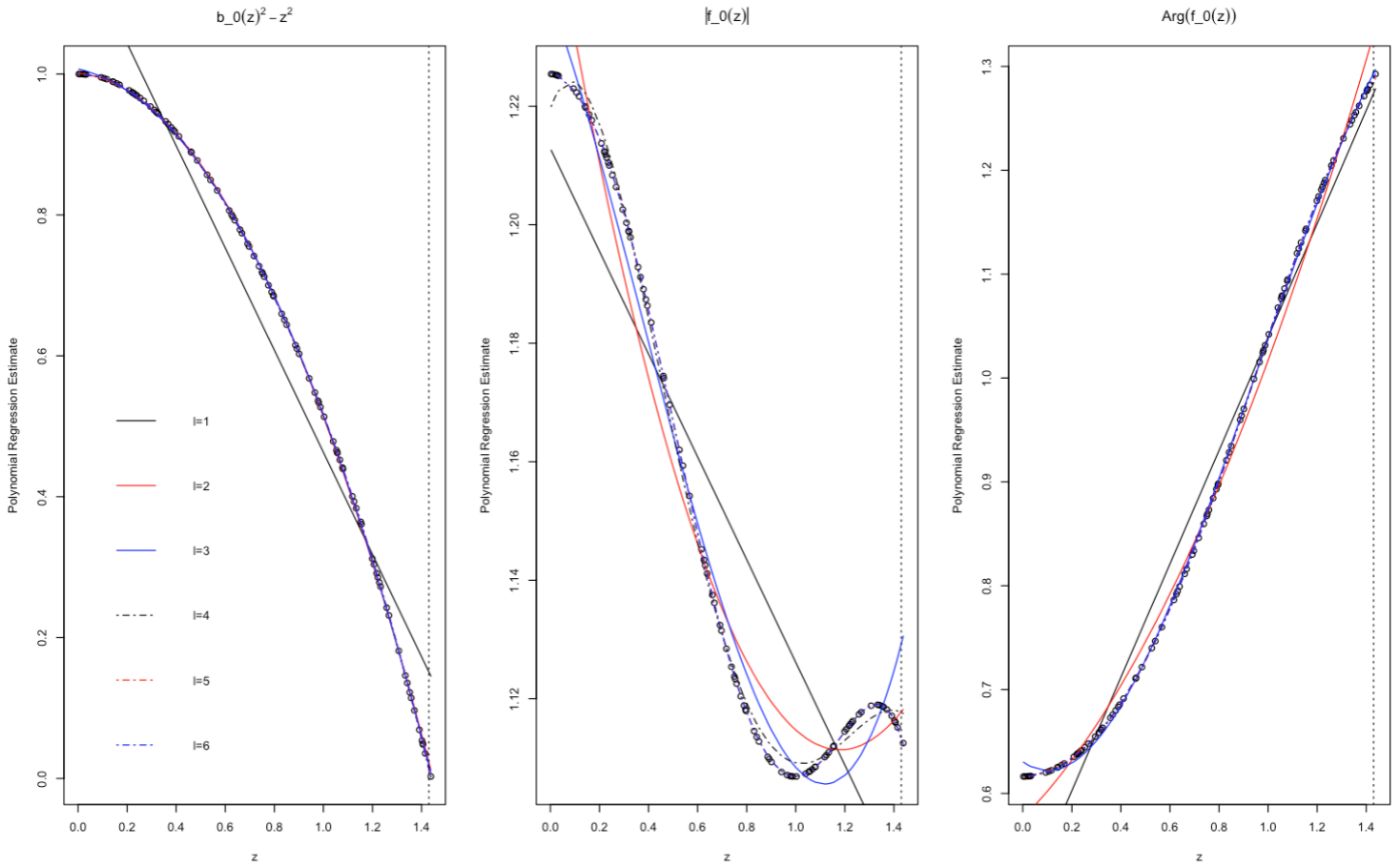


Figure 2: The estimates of critical collapse functions corresponding to α solution of hyperbolic case based on polynomial regression method of orders $l = \{1, \dots, 6\}$ based on a training sample of size $n = 100$.

about the structure and closed form of these functions. It is, thus, of high importance for researchers to estimate numerically the functional form of these unperturbed functions so that the critical solutions and critical exponents as well as mass of Black Holes and universality of Choptuik exponents will be more tractable. In this section, we employ non-linear statistical methods including polynomial regression, non-parametric kernel regression and local polynomial regression methods to estimate the functional forms of the unperturbed critical collapse functions.

Elliptic	Hyperbolic		
	α -solution	β -solution	γ -solution
0.00370 (.10)	0.00040 (.060)	0.00681 (.140)	0.13307 (.29)
0.00438 (.11)	0.00043 (.062)	0.00702 (.142)	0.13375 (.30)
0.00521 (.12)	0.00045 (.064)	0.00723 (.144)	0.13450 (.31)
0.00608 (.13)	0.00048 (.066)	0.00743 (.146)	0.13532 (.32)
0.00693 (.14)	0.00050 (.068)	0.00763 (.148)	0.13909 (.33)
0.00780 (.15)	0.00053 (.070)	0.00782 (.150)	0.14370 (.34)
0.00870 (.16)	0.00055 (.072)	0.00801 (.152)	0.14677 (.35)
0.00980 (.17)	0.00058 (.074)	0.00820 (.154)	0.14910 (.36)
0.01093 (.18)	0.00060 (.076)	0.00839 (.156)	0.15134 (.37)
0.01203 (.19)	0.00063 (.078)	0.00861 (.158)	0.15342 (.38)

Table 1: The $\sqrt{\text{MSE}}$ of local regression method with $l = 1$ and bandwidth h (presented in parenthesis) in estimating the critical collapse response function $g(z) = b_0^2(z) - z^2$ in elliptic and hyperbolic cases based on a training sample of size $n = 100$.

Elliptic	Hyperbolic		
	α -solution	β -solution	γ -solution
0.00052 (.10)	0.00021 (.060)	0.00024 (.140)	0.00005 (.29)
0.00059 (.11)	0.00022 (.062)	0.00025 (.142)	0.00006 (.30)
0.00069 (.12)	0.00024 (.064)	0.00025 (.144)	0.00006 (.31)
0.00080 (.13)	0.00025 (.066)	0.00026 (.146)	0.00006 (.32)
0.00090 (.14)	0.00026 (.068)	0.00027 (.148)	0.00006 (.33)
0.00099 (.15)	0.00027 (.070)	0.00027 (.150)	0.00006 (.34)
0.00109 (.16)	0.00028 (.072)	0.00028 (.152)	0.00006 (.35)
0.00121 (.17)	0.00029 (.074)	0.00028 (.154)	0.00006 (.36)
0.00132 (.18)	0.00030 (.076)	0.00029 (.156)	0.00006 (.37)
0.00143 (.19)	0.00031 (.078)	0.00029 (.158)	0.00006 (.38)

Table 2: The $\sqrt{\text{MSE}}$ of local regression method with $l = 1$ and bandwidth h (presented in parenthesis) in estimating the critical collapse response function $g(z) = |f_0(z)|$ in elliptic and hyperbolic cases based on a training sample of size $n = 100$.

Using the optimization techniques of [10] a numerical search is carried out to find the critical solution on various intervals in the domain of forward singularity ($[0, z_+]$). Accordingly, they showed that there was a unique critical solution in elliptic space. This results in

the interval $[0, 2.5]$ as the domain of the critical collapse functions in elliptic space in four dimension, where this unique solution was also confirmed in [15]. Similarly, R. Antonelli and E. Hatefi [15] explored three solutions (say α, β and γ critical solutions) to the equation of motion in hyperbolic case. This leads to three corresponding domains, including $[0, 1.44], [0, 3.30]$ and $[0, 8.45]$ for the unperturbed functions. In a similar vein to [15], we carried out the optimization search and obtained 2000 observations from the critical functions $b_0^2 - z^2, |f_0|$ and $\arg f_0$ in all elliptic and hyperbolic domains. These observations were treated as the (unknown) underlying statistical populations to be estimated.

Elliptic	Hyperbolic		
	α -solution	β -solution	γ -solution
0.00020 (.10)	0.00026 (.060)	0.00074 (.140)	0.00138 (.29)
0.00024 (.11)	0.00028 (.062)	0.00077 (.142)	0.00138 (.30)
0.00028 (.12)	0.00030 (.064)	0.00079 (.144)	0.00138 (.31)
0.00032 (.13)	0.00032 (.066)	0.00082 (.146)	0.00138 (.32)
0.00037 (.14)	0.00034 (.068)	0.00084 (.148)	0.00140 (.33)
0.00041 (.15)	0.00036 (.070)	0.00086 (.150)	0.00143 (.34)
0.00047 (.16)	0.00037 (.072)	0.00088 (.152)	0.00145 (.35)
0.00053 (.17)	0.00039 (.074)	0.00090 (.154)	0.00146 (.36)
0.00060 (.18)	0.00041 (.076)	0.00092 (.156)	0.00147 (.37)
0.00067 (.19)	0.00043 (.078)	0.00094 (.158)	0.00148 (.38)

Table 3: The $\sqrt{\text{MSE}}$ of local regression method with $l = 1$ and bandwidth h (presented in parenthesis) in estimating the critical collapse response function $g(z) = \arg f_0(z)$ in elliptic and hyperbolic cases based on a training sample of size $n = 100$.

For each observation in the population, we generated four characteristics from the valid domain of unperturbed critical solution of $[0, z_+]$. These characteristics include the realizations of critical functions $b_0^2 - z^2, |f_0|, \arg f_0$ and z . In the statistical analysis, we considered space-time z as the single explanatory variable (x) and the realization of the critical collapse functions $b_0^2 - z^2, |f_0|, \arg f_0$ as the responses (observed from the corresponding critical function) in the regression models. We fitted one regression model for each critical function. We generated independently (i.e., with replacement) training samples of size $n = 100$ from each population. For the validation of the estimation, we generated (independent from the training data) test data (x_{test}, y_{test}) of size $n = 100$ from the entire domains of the critical functions. As described in Section 5, to estimate the critical function by the polynomial regression, we first applied equation (25) to the training data and estimated the coefficients of the model. Using the estimated coefficients $\hat{\beta}$ and (26), we then predicted the response of the critical function (\hat{y}_{test}) at x_{test} . For Kernel regression method, we applied equation (30) to the training data and predicted the value of the critical function (\hat{y}_{test}) at test point

x_{test} . According to the definition of the local regression, the coefficients of the model are treated as the functions of the test data. Hence, we used the training data and estimated the coefficients using (32). From (31) and the estimated the coefficients $\hat{\beta}(x_{test})$, we then predicted the critical collapse function (\hat{y}_{test}) at x_{test} . We finally implemented the above prediction procedures sequentially for all the points in test data to estimate all the critical collapse functions over their entire domains.

To assess the accuracy of the proposed estimators, we use the measure of square root of the mean squared errors $\sqrt{\text{MSE}}$ as follows

$$\sqrt{\text{MSE}} = \left(1/n \sum_{i=1}^n (\hat{y}_{test,i} - y_{test,i}) \right)^{1/2},$$

Note that the trained model will be more accurate in estimating the critical collapse response function when $\sqrt{\text{MSE}}$ is small. To investigate the impact of tuning parameters on the performance of the estimators, similar to above, we generated training data and validation data of sizes $n = 100$ from the population and computed the $\sqrt{\text{MSE}}$ s of estimates of critical collapse functions for $h = \{0.01, 0.02, \dots, 0.5\}$ and $l = \{1, 2, \dots, 10\}$.

Tables 1-9 show the results of the numerical studies for all $l = 1, \dots, 10$ and the top ten h values. It is at once apparent that all the proposed estimators (excluding the polynomial of order $l = 1$) perform very well in predicting the critical collapse functions in all elliptic and hyperbolic domains. The $\sqrt{\text{MSE}}$ s of estimators are very small such that the polynomial regression, kernel regression, and local regression estimators can be considered almost unbiased in estimation of critical collapse functions even in the neighbourhood of the critical singularities. For graphical comparison of the proposed methods in estimating the critical functions, we presented the performance of the estimates in Figures 1-12 for each combination of the statistical methods, critical collapse functions and spaces. For example, Figure 1 shows the performance the local regression model in estimating the critical collapse functions. The best performance of the local estimate appeared when h was between $(0.07, 0.08)$; however, we intentionally selected more widely spaced h vales, namely $0.07, 0.10, 0.25, 0.5, 0.75, 1.0$ so that the human eyes can visually distinguish the curves. From Figure 1, it is clear the h values greater than 0.10 result in over-smoothed estimates and consequently the prediction error increases. From Figures 3, 4 and 5, one can compare graphically the performance of polynomial, kernel and local regression models in estimating the critical functions in elliptic space. From Figures 1, 2 and 6, one can compare graphically the performance of the proposed models in estimating the critical functions corresponding

to α -solution of the hyperbolic space. From Figures 7, 8 and 9, we can compare graphically the performance of the proposed statistical models in estimating the critical functions corresponding to the β -solution of the hyperbolic space. From Figures 10, 11 and 12, we can finally compare graphically the performance of the statistical models in estimating the critical functions corresponding to the γ -solution of the hyperbolic space.

The local regression estimators outperform the kernel and polynomial counterparts in estimation almost all three critical collapse functions in both elliptic and hyperbolic domains. This superiority relies on the fact that the local regression estimator takes advantage of polynomial and kernel regression methods in estimation.

While local and kernel regression methods estimate more accurately the critical collapse functions than polynomial regression method, polynomial regression method proposes closed form (and continuously differentiable) estimates for the critical functions. This closed and differentiable forms are of high importance to make the critical solutions, critical exponents and the mass of Black Holes more tractable.

The closed form polynomial regression estimates of order $l = 6$ for critical collapse functions in elliptic domain are given by

$$\widehat{b_0(z)^2} = 0.9791 + 0.4049z + 8.5099z^2 - 10.6626z^3 + 6.2498z^4 - 1.8050z^5 + 0.2057z^6. \quad (33)$$

$$|\widehat{f_0(z)}| = 0.9010 - 0.2098z - 1.0300z^2 + 1.6785z^3 - 1.1133z^4 + 0.3462z^5 - 0.0414z^6. \quad (34)$$

$$\widehat{\arg f_0(z)} = 0.0037 - 0.1021z + 0.3230z^2 - 0.0578z^3 - 0.0719z^4 + 0.0398z^5 - 0.0060z^6. \quad (35)$$

The closed form polynomial regression estimates of order $l = 6$ for critical collapse functions corresponding to α -solution domain in hyperbolic space are given by

$$\widehat{b_0(z)^2} = 1.0004 - 0.0138z + 0.5787z^2 - 0.3937z^3 + 0.7078z^4 - 0.4632z^5 + 0.1001z^6. \quad (36)$$

$$|\widehat{f_0(z)}| = 1.2258 - 0.0136z - 0.1681z^2 - 0.3495z^3 + 0.6597z^4 - 0.2450z^5 - 0.0025z^6. \quad (37)$$

$$\widehat{\arg f_0(z)} = 0.6167 - 0.0157z + 0.5834z^2 - 0.5672z^3 + 1.1055z^4 - 0.9240z^5 + 0.2412z^6. \quad (38)$$

The closed form polynomial regression estimates of order $l = 6$ for critical collapse functions corresponding to β -solution domain in hyperbolic space are given by

$$\widehat{b_0(z)^2} = 0.9051 + 1.9207z + 5.6921z^2 - 6.3768z^3 + 3.1551z^4 - 0.7434z^5 + 0.0678z^6. \quad (39)$$

$$|\widehat{f_0(z)}| = 1.0055 - 0.0828z + 0.3476z^2 - 0.2714z^3 + 0.1069z^4 - 0.0213z^5 + 0.0017z^6. \quad (40)$$

$$\arg \widehat{f_0(z)} = 0.0672 + 0.3845z + 0.3860z^2 - 0.6077z^3 + 0.3346z^4 - 0.0830z^5 + 0.0078z^6. \quad (41)$$

And eventually, the closed form polynomial regression estimates of order $l = 6$ for critical collapse functions corresponding to γ -solution domain in hyperbolic space are given by

$$\widehat{b_0(z)^2} = 1.9715 + 20.9801z - 7.2930z^2 + 2.2654z^3 - 0.3955z^4 + 0.0350z^5 - 0.0012z^6. \quad (42)$$

$$|\widehat{f_0(z)}| = 0.9997 + 0.0092z + 0.0024z^2 + 0.0001z^3 - 0.0001z^4. \quad (43)$$

$$\arg \widehat{f_0(z)} = 0.0237 + 0.1287z - 0.0204z^2 + 0.0023z^3 - 0.0001z^4. \quad (44)$$

7 Conclusion

The black hole solutions of axion-dilaton the system were recently investigated in elliptic and hyperbolic cases in four and five dimensions [15]. It is crucial for researchers to estimate the functional form of the critical collapse functions. These estimates pave the path to make the critical solutions, critical exponents, the mass of Black Holes and universality of Choptuik exponents more tractable. To our best knowledge, no research article in the literature investigated the properties of nonlinear statistical models in estimating the critical collapse functions in Einstein-axion-dilaton.

In this paper, we employed parametric polynomial regression, non-parametric kernel regression and semi-parametric local polynomial regression for the first time to estimate the functional forms of the critical collapse functions. From numerical studies, we observe that the local regression estimators outperform the kernel and polynomial counterparts in estimating almost all critical collapse functions in elliptic and hyperbolic domains. While local and kernel methods estimate more accurately the critical collapse function, the polynomial regression method enables us to obtain the closed-form and continuously differentiable estimates for the critical functions. Given the closed forms of critical functions, a pressing question is if one can algebraically derive the critical exponents for the axion-dilaton system. Note that these methods are applied not only for Einstein-axion-dilaton system and similar solutions but also for other potential systems. These methods are generic and can be used to any matter content for any space-time dimensions. This is a path that we plan to follow in the near future.

Acknowledgment

Ehsan Hatefi would like to thank E. Hirschmann, R. Antonelli, L. Alvarez-Gaume, and A. Sagnotti and R. J. Lopez-Sastre for various useful discussions. Ehsan Hatefi would like to thank the International Maria Zambrano research grant and Armin Hatefi acknowledges the research support of the Natural Sciences and Engineering Research Council of Canada (NSERC).

References

- [1] M.W. Choptuik, Universality and Scaling in Gravitational Collapse of a Massless Scalar Field, *Phys. Rev. Lett.* **70**, 9 (1993).
- [2] C. Gundlach, “Critical phenomena in gravitational collapse,” *Phys. Rept.* **376**, 339 (2003) [gr-qc/0210101].
- [3] M. Birukou, V. Husain, G. Kunstatter, E. Vaz and M. Olivier, “Scalar field collapse in any dimension,” *Phys. Rev. D* **65** (2002) 104036 [gr-qc/0201026].
- [4] V. Husain, G. Kunstatter, B. Preston and M. Birukou, “Anti-de Sitter gravitational collapse,” *Class. Quant. Grav.* **20** (2003) L23 [gr-qc/0210011].
- [5] E. Sorkin and Y. Oren, “On Choptuik’s scaling in higher dimensions,” *Phys. Rev. D* **71**, 124005 (2005) [arXiv:hep-th/0502034].
- [6] J. Bland, B. Preston, M. Becker, G. Kunstatter and V. Husain, “Dimension-dependence of the critical exponent in spherically symmetric gravitational collapse,” *Class. Quant. Grav.* **22** (2005) 5355 [gr-qc/0507088].
- [7] J. V. Rocha and M. Tomašević, “Self-similarity in Einstein-Maxwell-dilaton theories and critical collapse,” *Phys. Rev. D* **98** (2018) no.10, 104063 [arXiv:1810.04907 [gr-qc]].
- [8] E.W. Hirschmann and D.M. Eardley, Universal Scaling and Echoing in Gravitational Collapse of a Complex Scalar Field, *Phys. Rev.* **D51**, 4198 (1995), gr-qc/9412066.
- [9] R. S. Hamade, J. H. Horne and J. M. Stewart, “Continuous Self-Similarity and S -Duality,” *Class. Quant. Grav.* **13** (1996) 2241 [arXiv:gr-qc/9511024].

- [10] D. M. Eardley, E. W. Hirschmann and J. H. Horne, “S duality at the black hole threshold in gravitational collapse,” *Phys. Rev. D* **52** (1995) 5397 [arXiv:gr-qc/9505041].
- [11] J. M. Maldacena, “The Large N limit of superconformal field theories and supergravity,” *Int. J. Theor. Phys.* **38** (1999), 1113-1133, *Adv. Theor. Math. Phys.* **2**, arXiv:hep-th/9711200, E. Witten, “Anti-de Sitter space and holography,” *Adv. Theor. Math. Phys.* **2** (1998), 253-291, hep-th/9802150, S. Gubser, I. R. Klebanov and A. M. Polyakov, “Gauge theory correlators from noncritical string theory,” *Phys. Lett. B* **428** (1998), 105-114, hep-th/9802109.
- [12] D. Birmingham, “Choptuik scaling and quasinormal modes in the AdS / CFT correspondence,” *Phys. Rev. D* **64** (2001), 064024 [arXiv:hep-th/0101194 [hep-th]].
- [13] L. Alvarez-Gaume, C. Gomez and M. A. Vazquez-Mozo, “Scaling Phenomena in Gravity from QCD,” *Phys. Lett. B* **649** (2007) 478 [hep-th/0611312].
- [14] E. Hatefi, A. Nurmagambetov and I. Park, “ADM reduction of IIB on $\mathcal{H}^{p,q}$ to dS braneworld,” *JHEP* **04** (2013), 170, arXiv:1210.3825 , “ N^3 entropy of $M5$ branes from dielectric effect,” *Nucl. Phys. B* **866** (2013), 58-71, arXiv:1204.2711, S. de Alwis, R. Gupta, E. Hatefi and F. Quevedo, “Stability, Tunneling and Flux Changing de Sitter Transitions in the Large Volume String Scenario,” *JHEP* **11** (2013), 179, arXiv:1308.1222.
- [15] R. Antonelli and E. Hatefi, “On self-similar axion-dilaton configurations,” , *JHEP* **03** (2020), 074 [arXiv:1912.00078 [hep-th]].
- [16] R. Antonelli and E. Hatefi, “On Critical Exponents for Self-Similar Collapse,” *JHEP* **03** (2020), 180 [arXiv:1912.06103 [hep-th]].
- [17] E. Hatefi and E. Vanzan, “On higher dimensional self-similar axion–dilaton solutions,” *Eur. Phys. J. C* **80** (2020) no.10, 952 [arXiv:2005.11646 [hep-th]].
- [18] E. Hatefi and A. Kuntz, “On Perturbation Theory and Critical Exponents for Self-Similar Systems,” *Eur. Phys. J. C* **81** (2021) no.1, 15 [arXiv:2010.11603 [hep-th]].
- [19] R. S. Hamade and J. M. Stewart, *Class. Quant. Grav.* **13** (1996) 497, [arXiv:gr-qc/9506044].

- [20] A.M. Abrahams and C.R. Evans, Critical Behavior and Scaling in Vacuum Axisymmetric Gravitational Collapse, *Phys Rev. Lett.* **70**, 2980 (1993); *Phys. Rev.* **D49**, 3998 (1994).
- [21] C.R. Evans and J.S. Coleman, Critical Phenomena and Self-Similarity in the Gravitational Collapse of Radiation Fluid, *Phys. Rev. Lett.* **72**, 1782 (1994), gr-qc/9402041.
- [22] T. Koike, T. Hara and S. Adachi, “Critical behavior in gravitational collapse of radiation fluid: A Renormalization group (linear perturbation) analysis,” *Phys. Rev. Lett.* **74**, 5170 (1995) [gr-qc/9503007].
- [23] D. Maison, “Nonuniversality of critical behavior in spherically symmetric gravitational collapse,” *Phys. Lett. B* **366**, 82 (1996) [gr-qc/9504008].
- [24] A. Sen, “Strong - weak coupling duality in four-dimensional string theory,” *Int. J. Mod. Phys. A* **9** (1994) 3707 [hep-th/9402002].
- [25] J. H. Schwarz, “Evidence for nonperturbative string symmetries,” *Lett. Math. Phys.* **34** (1995) 309 [hep-th/9411178].
- [26] L. Álvarez-Gaumé and E. Hatefi, “Critical Collapse in the Axion-Dilaton System in Diverse Dimensions,” *Class. Quant. Grav.* **29** (2012) 025006 [arXiv:1108.0078 [gr-qc]].
- [27] M.B. Green, J.H. Schwarz and E. Witten, 1987 Superstring Theory Vols I,II, Cambridge University Press,
- [28] J. Polchinski, 1998 String Theory, Vols I,II, Cambridge University Press
- [29] A. Font, L. E. Ibanez, D. Lust and F. Quevedo, “Strong - weak coupling duality and nonperturbative effects in string theory,” *Phys. Lett. B* **249** (1990) 35.
- [30] L. Álvarez-Gaumé and E. Hatefi, “More On Critical Collapse of Axion-Dilaton System in Dimension Four,” *JCAP* **1310** (2013) 037 [arXiv:1307.1378 [gr-qc]].
- [31] E. W. Hirschmann and D. M. Eardley, “Criticality and bifurcation in the gravitational collapse of a selfcoupled scalar field,” *Phys. Rev. D* **56** (1997), 4696-4705 [arXiv:gr-qc/9511052 [gr-qc]].

- [32] F. E. Harrell Jr, “Regression modeling strategies: with applications to linear models, logistic and ordinal regression, and survival analysis,” springer, (2015).
- [33] W. S. Cleveland and C. Loader, “Smoothing by local regression: Principles and methods,” In Statistical theory and computational aspects of smoothing, Physica-Verlag HD, (1996).
- [34] E. A. Nadaraya, “On estimating regression,” Theory of Probability & Its Applications, **9** (1964), 141-142.
- [35] G. S. Watson, “Smooth regression analysis,” Sankhyā: The Indian Journal of Statistics Series A, (1964), 359-372.

l	Elliptic	Hyperbolic		
		α -solution	β -solution	γ -solution
1	0.7063268	0.0819795	1.0307328	6.3570261
2	0.0559801	0.0029784	0.0726698	0.5711519
3	0.0548808	0.0024525	0.0459405	0.2627902
4	0.0334353	0.0003811	0.0432772	0.1278611
5	0.0174070	0.0002913	0.0294283	0.0666275
6	0.0066110	0.0001207	0.0155586	0.0428675
7	0.0019199	0.0000196	0.0077121	0.0315803
8	0.0006227	0.0000030	0.0033251	0.0210668
9	0.0006231	0.0000026	0.0012466	0.0125086
10	0.0004316	0.0000018	0.0004576	0.0080795

Table 4: The $\sqrt{\text{MSE}}$ of polynomial regression method of orders $l = 1, \dots, 10$ in estimating the critical collapse response function $g(z) = b_0^2(z) - z^2$ in elliptic and hyperbolic cases based on a training sample of size $n = 100$.

l	Elliptic	Hyperbolic		
		α -solution	β -solution	γ -solution
1	0.0519709	0.0188249	0.0073093	0.0044686
2	0.0118848	0.0092961	0.0051240	0.0012997
3	0.0056050	0.0054771	0.0042886	0.0002376
4	0.0053751	0.0020169	0.0021204	0.0000318
5	0.0039364	0.0001069	0.0008176	0.0000250
6	0.0020805	0.0001055	0.0002720	0.0000202
7	0.0009439	0.0000180	0.0002590	0.0000148
8	0.0002851	0.0000179	0.0002272	0.0000092
9	0.0000928	0.0000055	0.0001656	0.0000047
10	0.0000915	0.0000043	0.0000998	0.0000027

Table 5: The $\sqrt{\text{MSE}}$ of polynomial regression method of orders $l = 1, \dots, 10$ in estimating the critical collapse response function $g(z) = |f_0(z)|$ in elliptic and hyperbolic cases based on a training sample of size $n = 100$.

l	Elliptic	Hyperbolic		
		α -solution	β -solution	γ -solution
1	0.0191634	0.0415803	0.0441231	0.0190365
2	0.0124265	0.0200282	0.0151237	0.0046392
3	0.0044581	0.0041933	0.0049122	0.0017751
4	0.0011409	0.0011059	0.0043728	0.0008067
5	0.0009282	0.0006399	0.0037591	0.0004130
6	0.0007546	0.0000730	0.0024571	0.0002704
7	0.0004682	0.0000358	0.0014501	0.0002036
8	0.0001987	0.0000206	0.0007639	0.0001393
9	0.0000671	0.0000197	0.0003697	0.0000851
10	0.0000268	0.0000113	0.0001545	0.0000566

Table 6: The $\sqrt{\text{MSE}}$ of polynomial regression method of orders $l = 1, \dots, 10$ in estimating the critical collapse response function $g(z) = \arg f_0(z)$ in elliptic and hyperbolic cases based on a training sample of size $n = 100$.

Elliptic	Hyperbolic		
	α -solution	β -solution	γ -solution
0.03150 (.06)	0.00531 (.042)	0.05777 (.110)	0.45314 (.20)
0.03291 (.07)	0.00525 (.044)	0.05781 (.112)	0.46026 (.21)
0.03414 (.08)	0.00524 (.046)	0.05783 (.114)	0.44735 (.22)
0.03359 (.09)	0.00527 (.048)	0.05775 (.116)	0.43467 (.23)
0.03413 (.10)	0.00525 (.050)	0.05767 (.118)	0.43196 (.24)
0.03585 (.11)	0.00528 (.052)	0.05761 (.120)	0.43750 (.25)
0.03823 (.12)	0.00537 (.054)	0.05764 (.122)	0.45320 (.26)
0.04059 (.13)	0.00539 (.056)	0.05777 (.124)	0.47516 (.27)
0.04272 (.14)	0.00539 (.058)	0.05775 (.126)	0.49798 (.28)
0.04479 (.15)	0.00539 (.060)	0.05767 (.128)	0.51837 (.29)

Table 7: The $\sqrt{\text{MSE}}$ of kernel regression method evaluated at bandwidth h (presented in parenthesis) in estimating the critical collapse response function $g(z) = b_0^2(z) - z^2$ in elliptic and hyperbolic cases based on a training sample of size $n = 100$.

Elliptic	Hyperbolic		
	α -solution	β -solution	γ -solution
0.00324 (.06)	0.00088 (.032)	0.00227 (.07)	0.00088 (.20)
0.00346 (.07)	0.00088 (.034)	0.00230 (.08)	0.00086 (.21)
0.00339 (.08)	0.00087 (.036)	0.00240 (.09)	0.00082 (.22)
0.00342 (.09)	0.00087 (.038)	0.00248 (.10)	0.00078 (.23)
0.00350 (.10)	0.00085 (.040)	0.00250 (.11)	0.00075 (.24)
0.00380 (.11)	0.00085 (.042)	0.00249 (.12)	0.00072 (.25)
0.00411 (.12)	0.00086 (.044)	0.00250 (.13)	0.00070 (.26)
0.00437 (.13)	0.00087 (.046)	0.00249 (.14)	0.00070 (.27)
0.00452 (.14)	0.00090 (.048)	0.00248 (.15)	0.00070 (.28)
0.00471 (.15)	0.00092 (.050)	0.00255 (.16)	0.00072 (.29)

Table 8: The $\sqrt{\text{MSE}}$ of kernel regression method evaluated at bandwidth h (presented in parenthesis) in estimating the critical collapse response function $g(z) = |f_0(z)|$ in elliptic and hyperbolic cases based on a training sample of size $n = 100$.

Elliptic	Hyperbolic		
	α -solution	β -solution	γ -solution
0.00273 (.06)	0.00379 (.024)	0.00742 (.10)	0.00397 (.20)
0.00293 (.07)	0.00379 (.026)	0.00725 (.11)	0.00403 (.21)
0.00307 (.08)	0.00350 (.028)	0.00709 (.12)	0.00392 (.22)
0.00310 (.09)	0.00352 (.030)	0.00705 (.13)	0.00378 (.23)
0.00309 (.10)	0.00356 (.032)	0.00699 (.14)	0.00373 (.24)
0.00316 (.11)	0.00366 (.034)	0.00688 (.15)	0.00376 (.25)
0.00323 (.12)	0.00374 (.036)	0.00697 (.16)	0.00387 (.26)
0.00333 (.13)	0.00379 (.038)	0.00714 (.17)	0.00405 (.27)
0.00344 (.14)	0.00373 (.040)	0.00745 (.18)	0.00424 (.28)
0.00356 (.15)	0.00364 (.042)	0.00801 (.19)	0.00439 (.29)

Table 9: The $\sqrt{\text{MSE}}$ of kernel regression method evaluated at bandwidth h (presented in parenthesis) in estimating the critical collapse response function $g(z) = \arg f_0(z)$ in elliptic and hyperbolic cases based on a training sample of size $n = 100$.

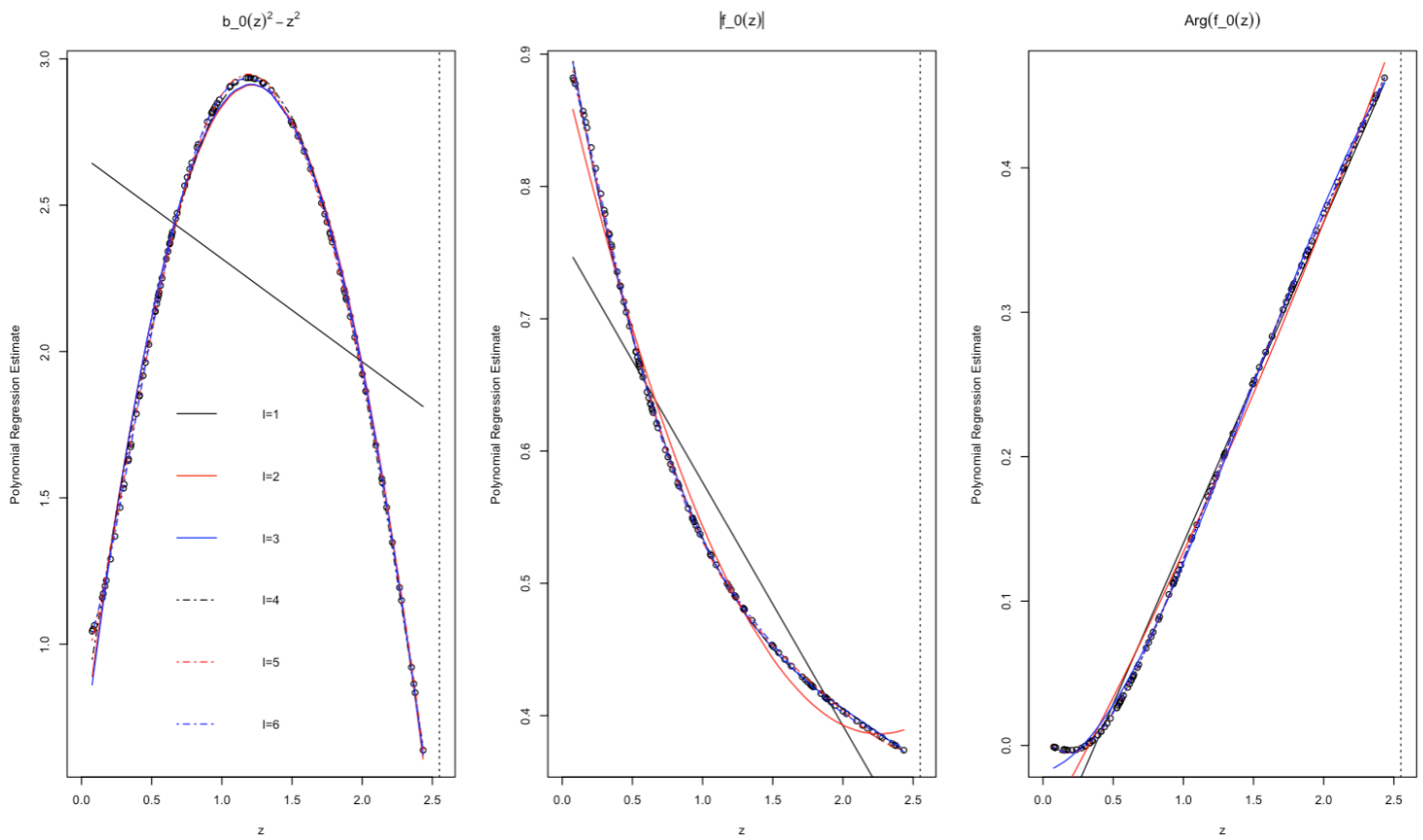


Figure 3: The estimates of critical collapse functions based on polynomial regression method of orders $l = \{1, \dots, 6\}$ in elliptic case based on a training sample of size $n = 100$.

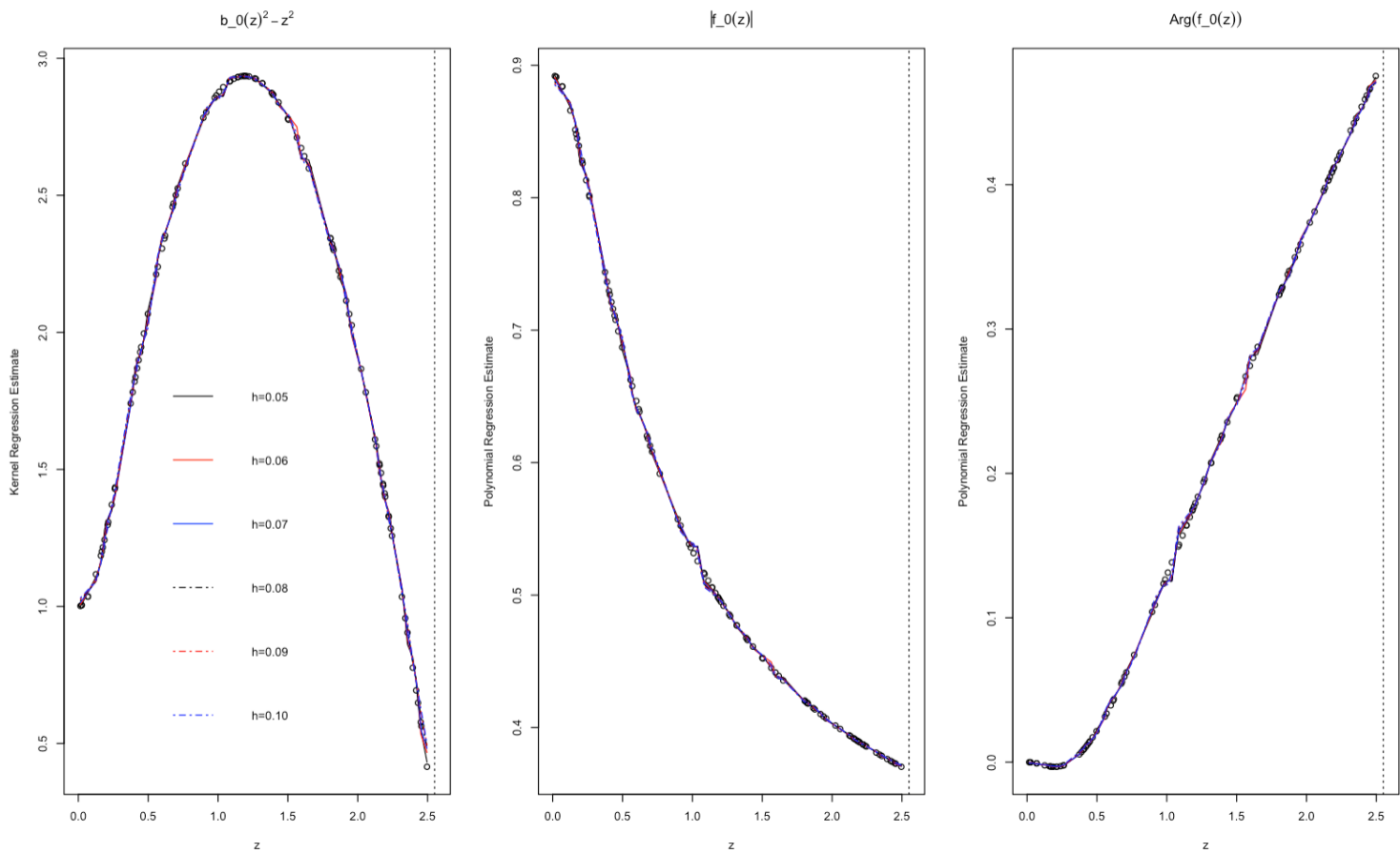


Figure 4: The estimates of critical collapse functions based on kernel regression method with bandwidth parameters $h = \{0.05, 0.06, 0.07, 0.08, 0.09, 0.10\}$ in elliptic case based on a training sample of size $n = 100$.

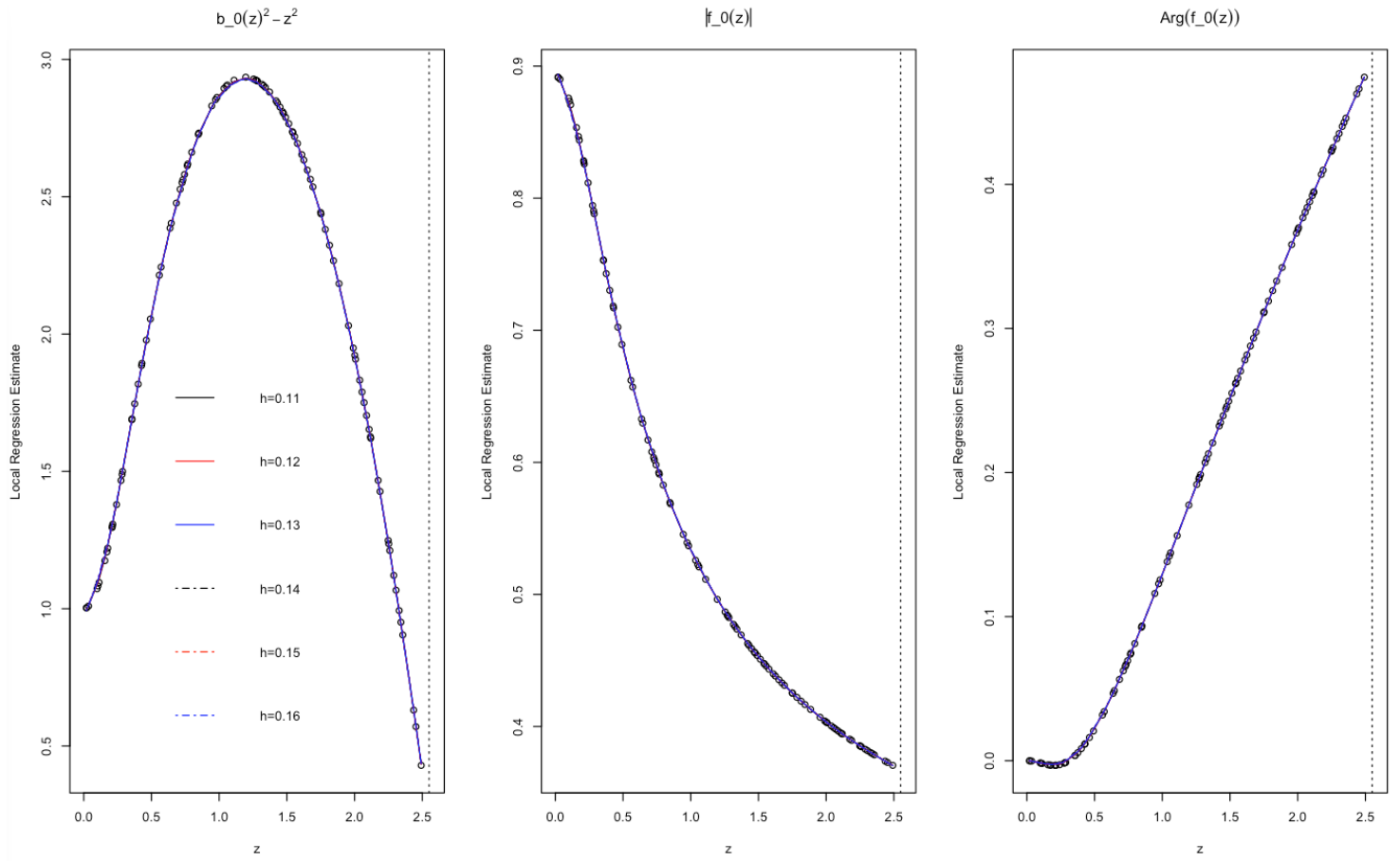


Figure 5: The estimates of critical collapse functions based on local regression method of order $l = 1$ with bandwidth parameters $h = \{0.11, 0.12, 0.13, 0.14, 0.15, 0.16\}$ in elliptic case based on a training sample of size $n = 100$.

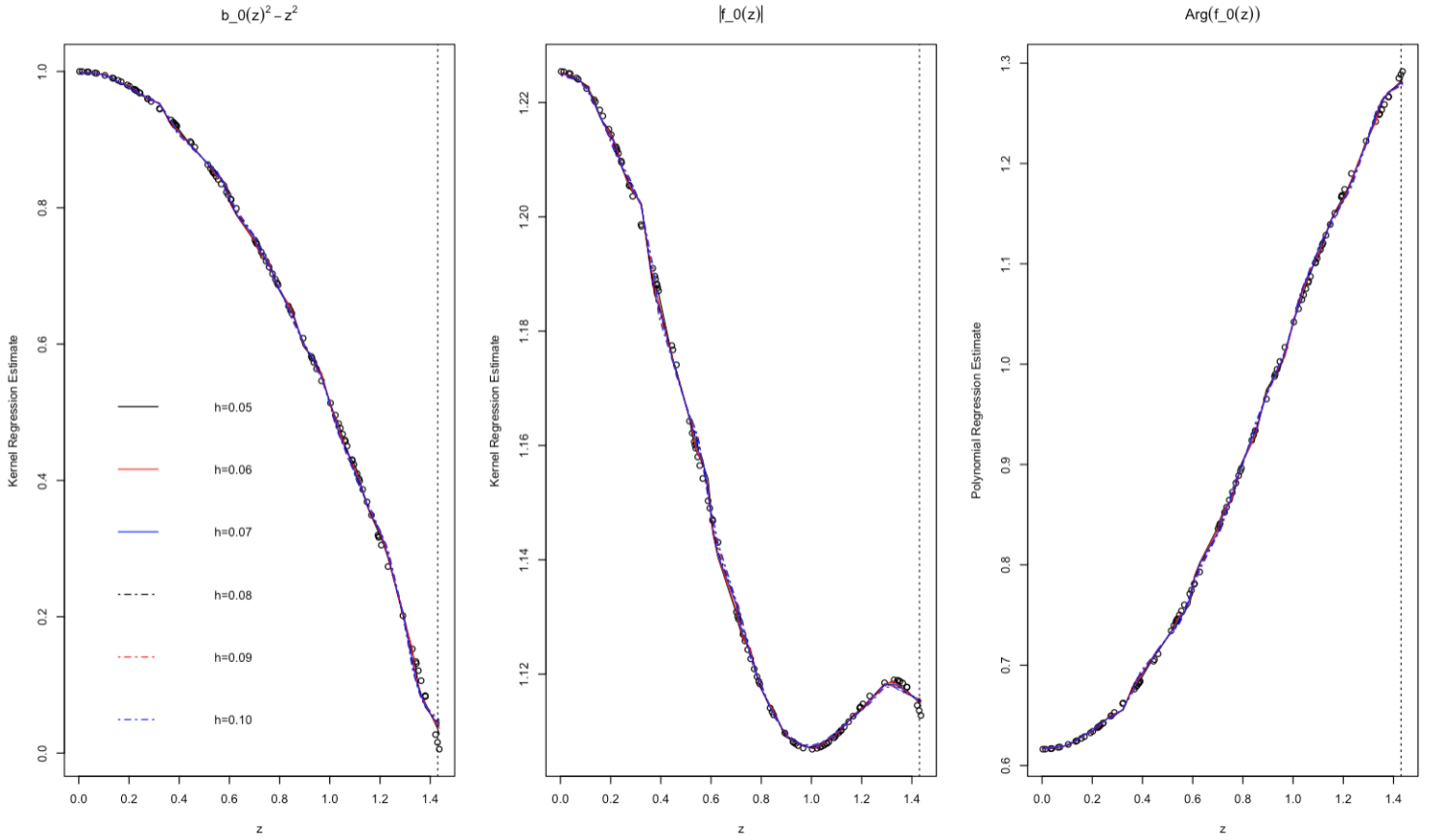


Figure 6: The estimates of critical collapse functions corresponding to α solution of hyperbolic case based on kernel regression method with bandwidth parameters $h = \{0.05, 0.06, 0.07, 0.08, 0.09, 0.10\}$ based on a training sample of size $n = 100$.

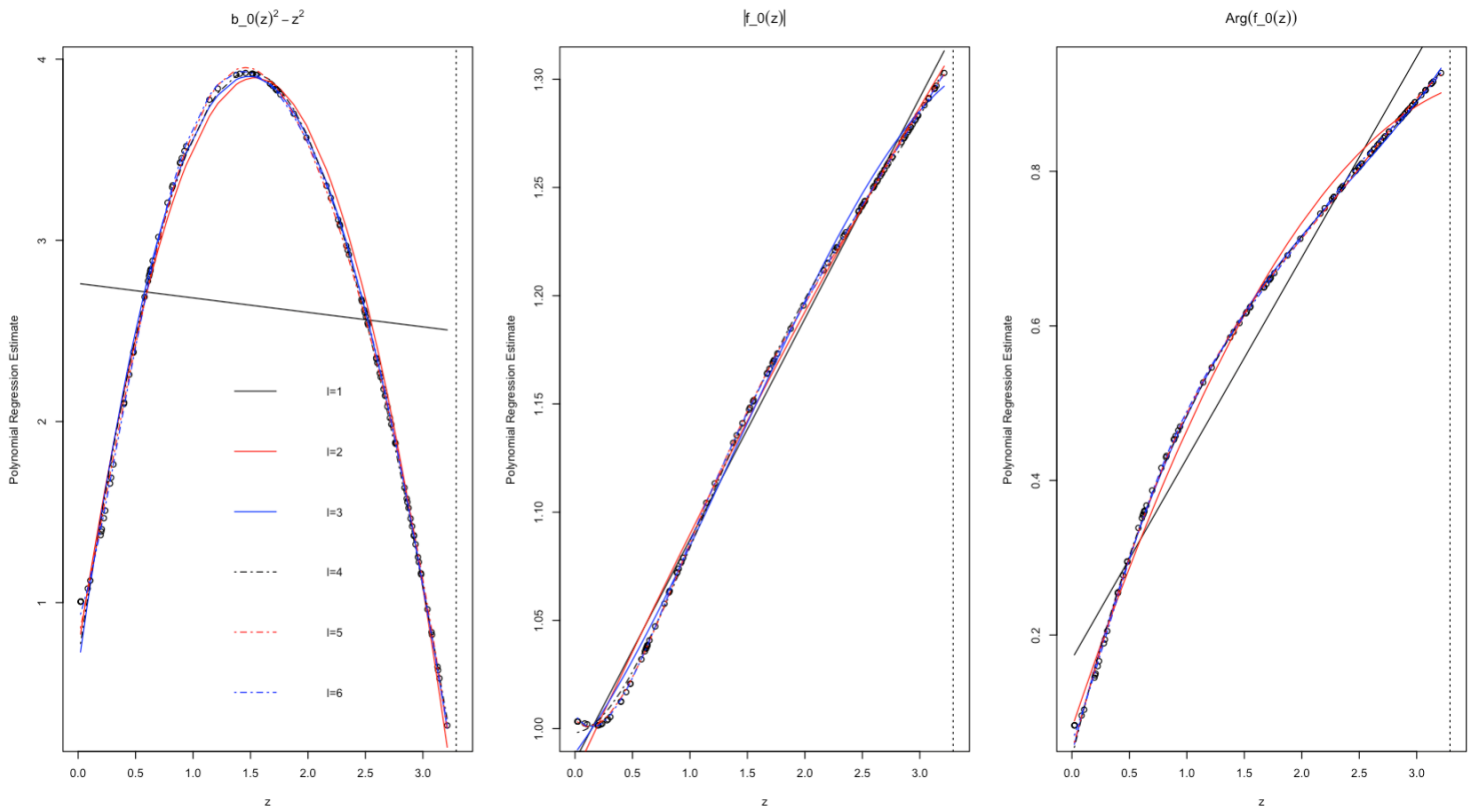


Figure 7: The estimates of critical collapse functions corresponding to β solution of hyperbolic case based on polynomial regression method of orders $l = \{1, \dots, 6\}$ based on a training sample of size $n = 100$.

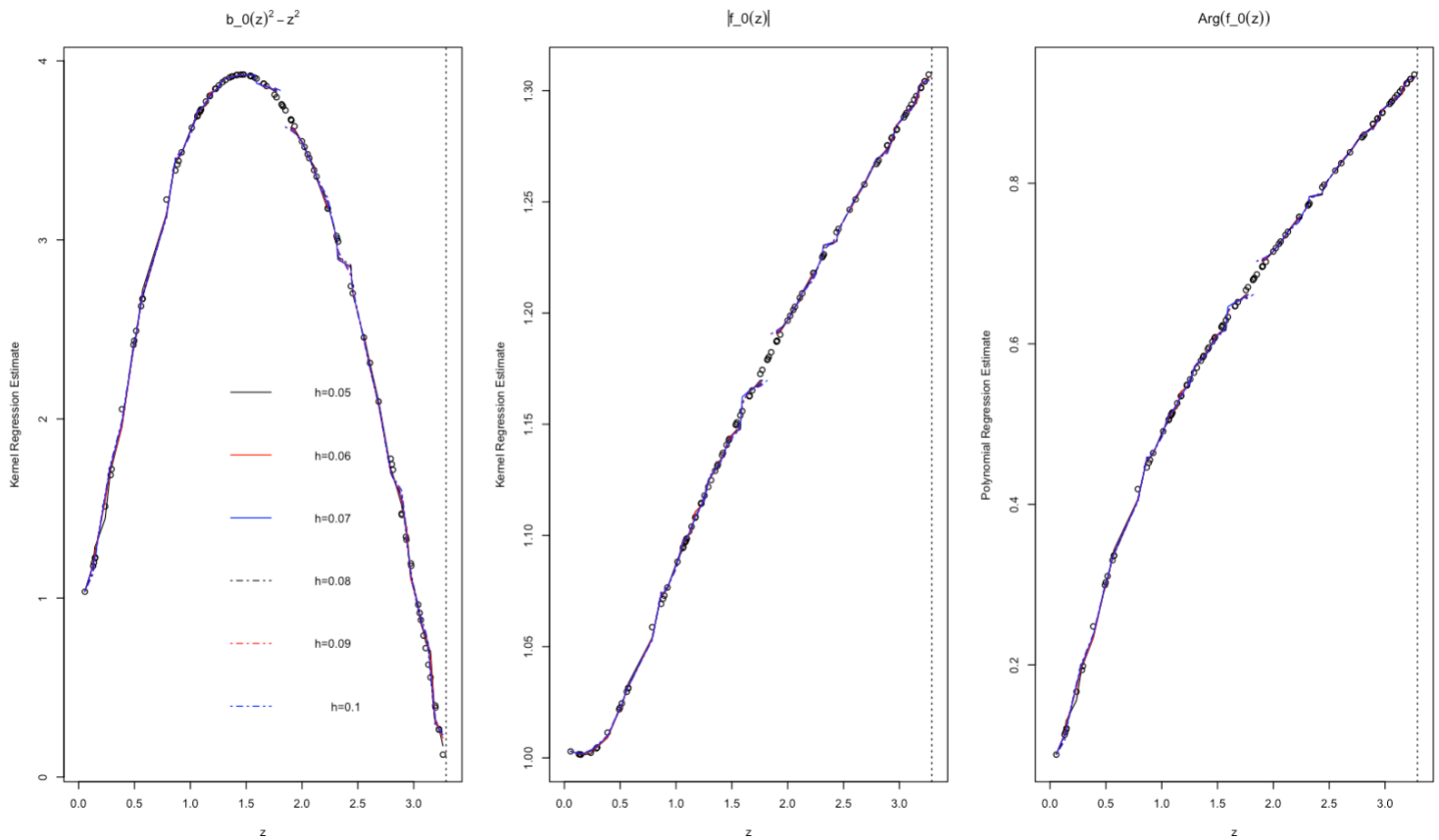


Figure 8: The estimates of critical collapse functions corresponding to β solution of hyperbolic case based on kernel regression method with bandwidth parameters $h = \{0.05, 0.06, 0.07, 0.08, 0.09, 0.10\}$ based on a training sample of size $n = 100$.

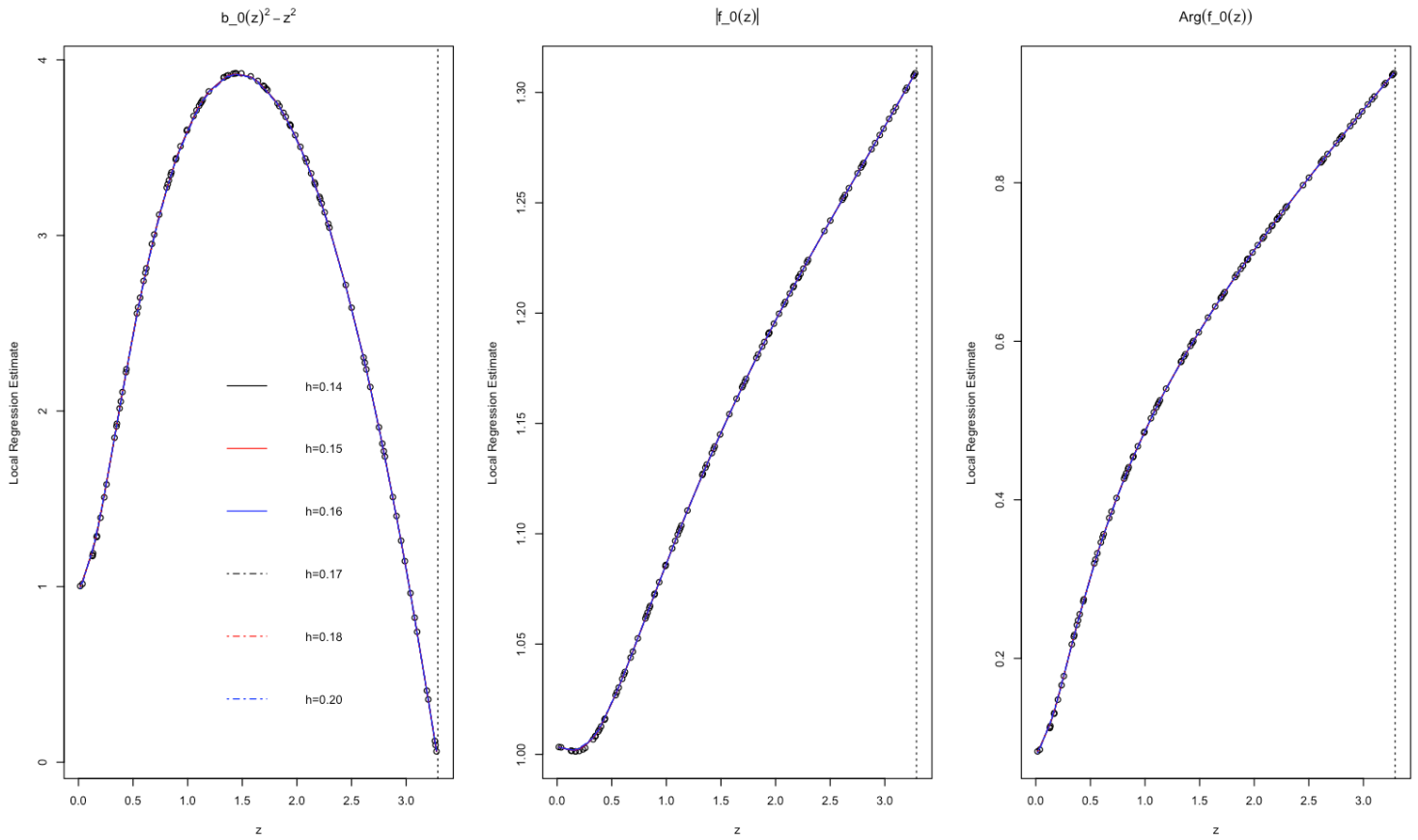


Figure 9: The estimates of critical collapse functions corresponding to β solution of hyperbolic case based on local regression method of order $l = 1$ with bandwidth parameters $h = \{0.14, 0.15, 0.16, 0.17, 0.18, 0.20\}$ based on a training sample of size $n = 100$.

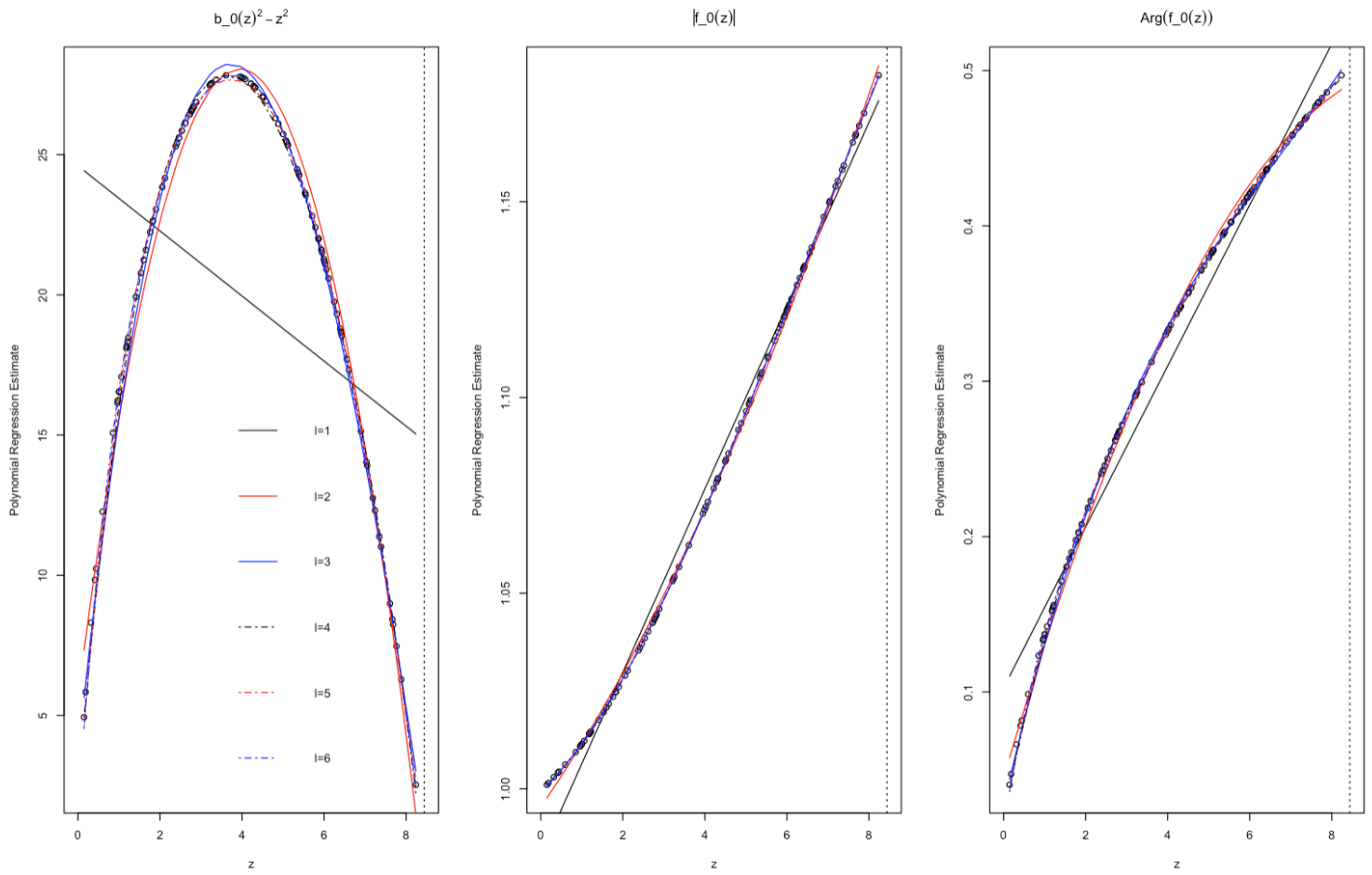


Figure 10: The estimates of critical collapse functions corresponding to γ solution of hyperbolic case based on polynomial regression method of orders $l = \{1, \dots, 6\}$ based on a training sample of size $n = 100$.

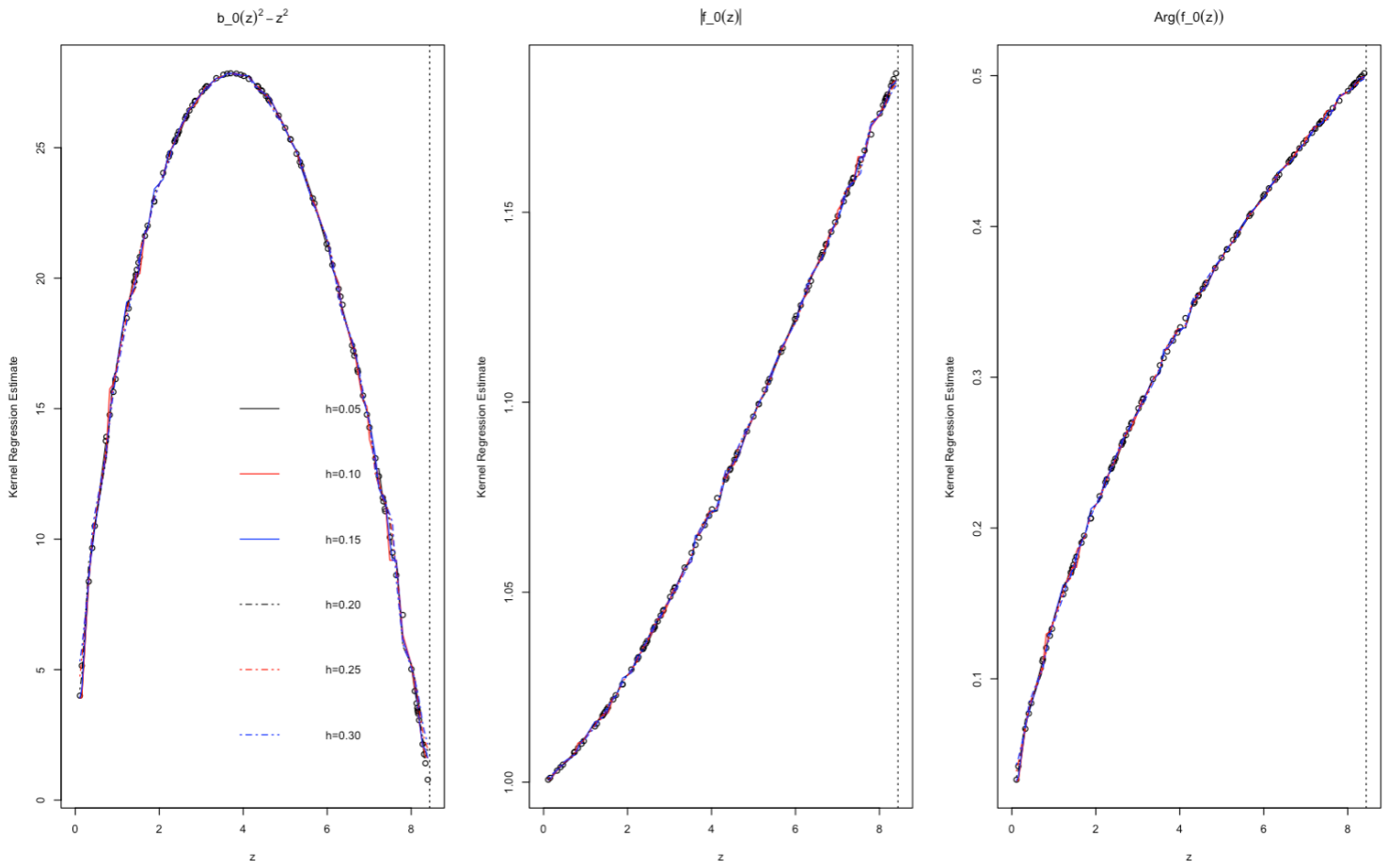


Figure 11: The estimates of critical collapse functions corresponding to γ solution of hyperbolic case based on kernel regression method with bandwidth parameters $h = \{0.05, 0.10, 0.15, 0.20, 0.25, 0.30\}$ based on a training sample of size $n = 100$.

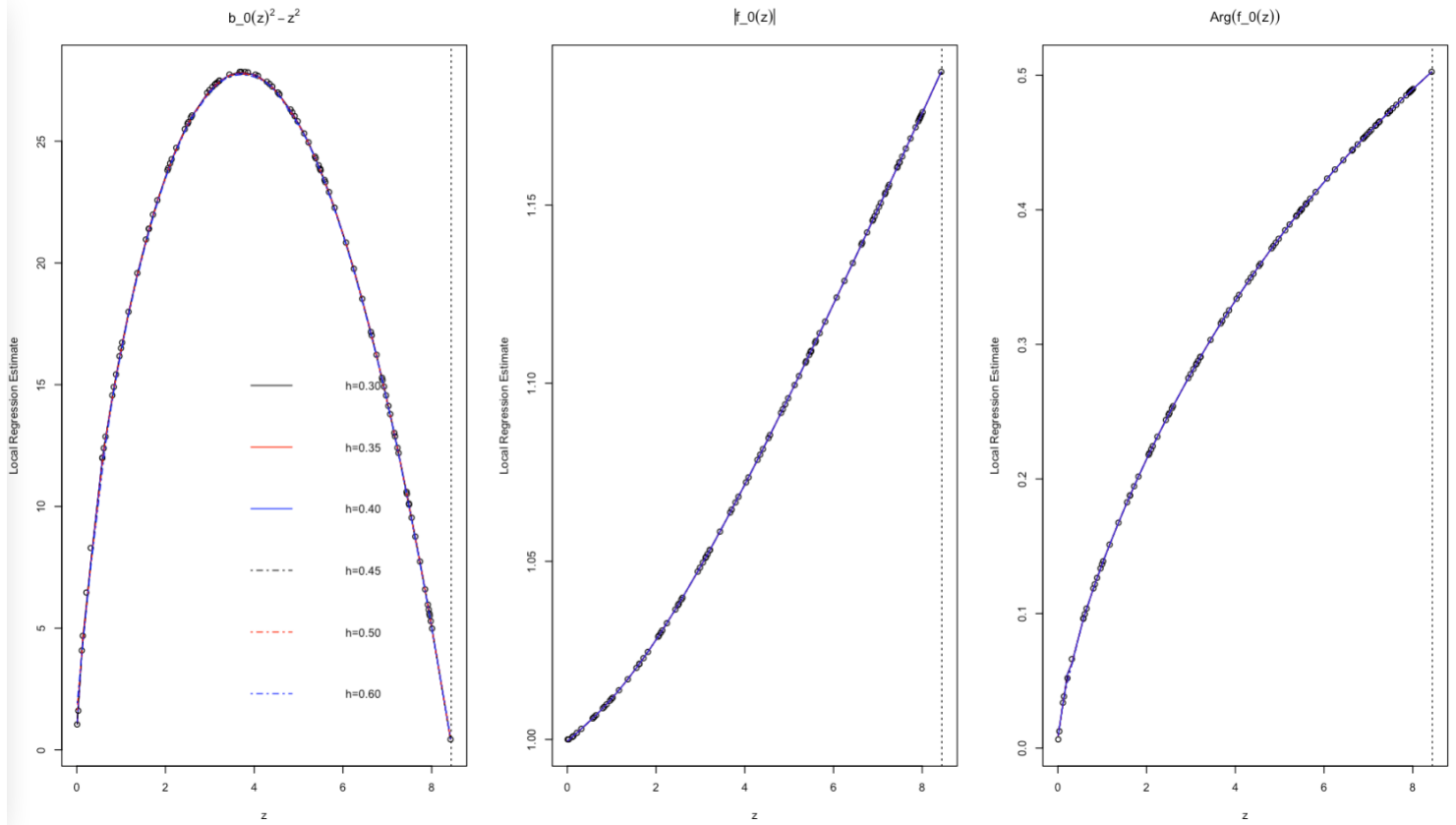


Figure 12: The estimates of critical collapse functions corresponding to γ solution of hyperbolic case based on local regression method of order $l = 1$ with bandwidth parameters $h = \{0.30, 0.35, 0.40, 0.45, 0.50, 0.60\}$ based on a training sample of size $n = 100$.