

# Gravitational Lensing of Supernova Neutrino Bursts

John M. LoSecco  
University of Notre Dame du Lac

February 4, 2022

## Abstract

Supernova neutrino bursts have been observed from extragalactic distances. This note addresses the question of how gravitational lensing could distort the information in the burst. We apply the gravitational lens hypothesis to try to understand the time and brightness structure of the SN1987A neutrino observations. Estimates of a possible lensing mass and alignment are made. These estimates suggest a path to verification.

## 1 Introduction

Observations of neutrinos from gravitational stellar collapse, a supernova, has the ability to peer into the heart of a transient critical event in the evolution of our universe. In a few seconds a mature massive star transforms into a neutron star or black hole releasing most of the binding energy as neutrinos. The subsequent explosion ejects the heavy elements into interstellar space and creates those beyond the nuclear binding energy peak. Observation of these neutrinos can tell us a great deal about the mechanism unless it is distorted en route to the detection.

Attenuation is considered unlikely since neutrinos have a very low rate of interaction with matter.

## 2 Gravitational Effects

Unlike particle like interactions, which are considered unlikely, the neutrino interaction with gravitation is small but can accumulate over the flight time of the burst. The 1987A neutrino burst observations led to two verifications of the

equivalence principle for neutrinos. The close arrival time between neutrinos and light[1, 2] put bounds on possible violations of the equivalence principle, including the Shapiro delay[3] (the accumulated gravitational time delay due to propagation through a gravitational field and the added distance due to curvature), which is estimated at 4.8 months for both light and neutrinos. Angular analysis of the events suggests the presence of both neutrino and antineutrino events in the burst which constrains the difference in time delay between matter and antimatter to essentially the length of the burst, a few seconds. This neutrino antineutrino comparison is a test of CP violation in general relativity[4, 5].

### 3 Gravitational Lensing and Microlensing

Gravitational lensing[6, 7, 8, 9] embodies the gravitational induced curvature in both space and time. General relativity predicts that a ray of light with a distance of closest approach  $r$  to star of mass  $M$  will be deflected toward the mass  $M$  by the angle  $v = \frac{4GM}{c^2 r} = \frac{K}{r}$ . Multiple images and time delays are possible if multiple light rays from the same source are directed toward the observer as illustrated in Figure 1. An amplification of the source brightness can occur, as expected from optical lenses. In the case of microlensing the images are not spatially resolved and the evidence may be in the form of variation in the brightness,  $L_1 + L_2$ , as the relative positions of the source, the lens and the observer change. Refsdal[7, 9] and Leibes[8] have computed the brightness amplification and the time delay between the images.

One restriction imposed by Refsdal[7, 9] that can be dropped is that for neutrinos in most cases the distance of closest approach to the lens mass,  $r$ , can be smaller than the radius of the lens with a suitable redefinition of  $M$  since there will be little attenuation of the neutrino flux.

Figure 1 illustrates the lens geometry and defines many of the variables. For a pair of images one finds the brightness of the images,  $L_1$  and  $L_2$ ,

$$L_1 = \frac{1}{4} \left( 2 + \frac{\alpha}{\beta} + \frac{\beta}{\alpha} \right) L_N$$

$$L_2 = \frac{1}{4} \left( -2 + \frac{\alpha}{\beta} + \frac{\beta}{\alpha} \right) L_N$$

where  $L_N$  is the brightness in the absence of a lens.

The time delay is approximately,

$$\Delta t \approx n D_L \alpha \beta c^{-1} \left( 1 - \frac{1}{3} \frac{\beta^2}{\alpha^2} \right) \approx n D_L \alpha \beta c^{-1} \approx n D_L \alpha_0 \beta c^{-1}$$

$$\Delta t \approx \frac{16G}{c^3} \frac{\beta}{\alpha_0} M = \frac{8G}{c^3} \frac{\beta}{\theta_E} M$$

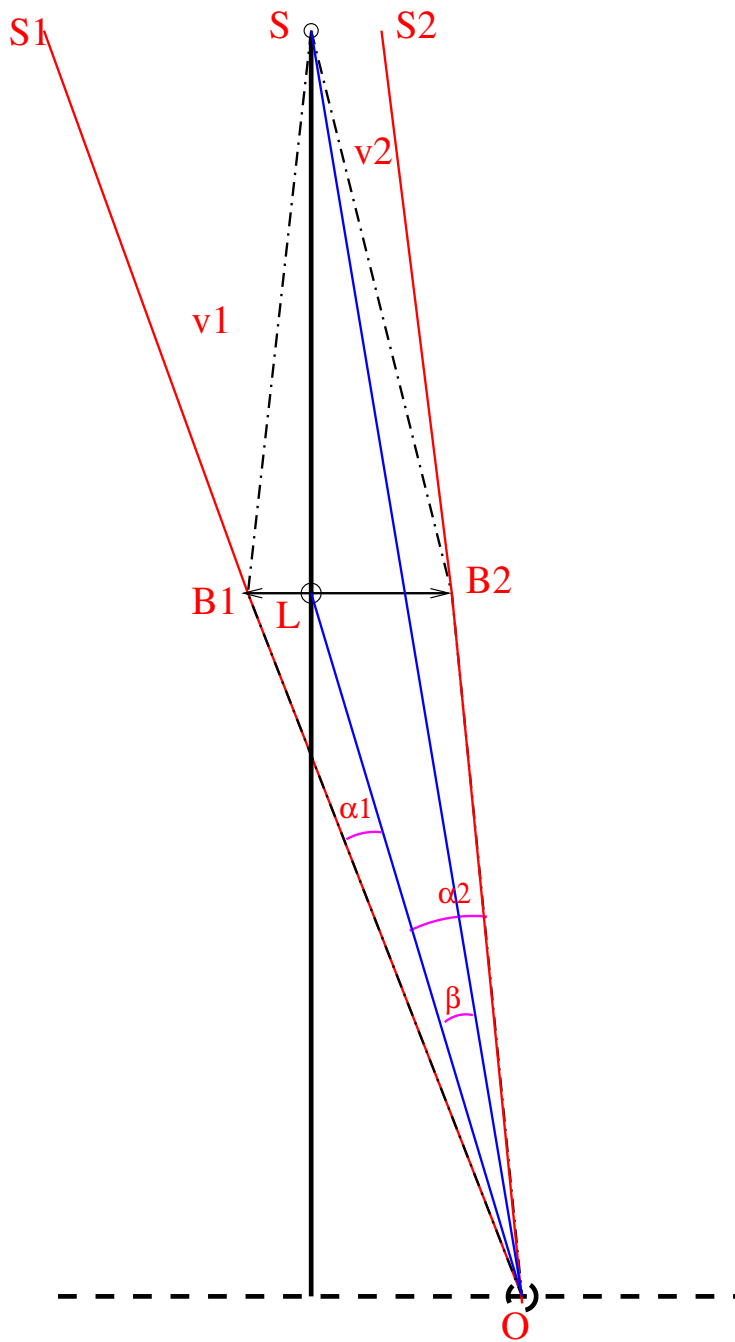


Figure 1: The geometry of a gravitational lens: The source at  $S$  when viewed from  $O$  appears at the locations  $S_1$  and  $S_2$  due to the deflections at  $B_1$  and  $B_2$  caused by the bending of the light by the lens at  $L$ . The angle  $SOL$  is  $\beta$  and  $S_1OS_2$  is the angle between the two images  $\alpha = \alpha_1 + \alpha_2$ .

where

$$\alpha = \sqrt{\alpha_0^2 + \beta^2} \approx \alpha_0 \left(1 + \frac{1}{2} \frac{\beta^2}{\alpha_0^2}\right) \approx \alpha_0$$

$$\alpha_0 = \frac{4 \sqrt{GM}}{c \sqrt{n D_L}}$$

and  $\beta$  is the angular separation between the lensing object and the direction of the source,  $\alpha$  is the angular separation of the two images,  $D_L$  is the distance from the observer to the lens,  $n = \frac{D_S}{(D_S - D_L)}$ , the ratio of the distance from the source to the observer to the distance from the source to the lens.  $n$  always appears in the product  $n D_L = \frac{D_S D_L}{(D_S - D_L)} = \frac{D_L}{(D_S - D_L)} D_S$  which is the ratio of the observer to lens distance to the lens to source distance times the distance to the source.  $\alpha_0$  is twice the value of the Einstein angle,  $\theta_E$ .

It is clear from the equation for  $L_2$  that for the second image to be observable one needs  $\beta \lesssim \alpha_0$ .

$$L_2 = \frac{1}{4} \left(-2 + \frac{\alpha}{\beta} + \frac{\beta}{\alpha}\right) L_N \rightarrow \lim_{\frac{\beta}{\alpha_0} \rightarrow \infty} \frac{1}{4} \left(-2 + \left(1 + \frac{1}{2} \left(\frac{\alpha_0^2}{\beta^2}\right) + 1 - \frac{1}{2} \left(\frac{\alpha_0^2}{\beta^2}\right)\right)\right) L_N \rightarrow 0$$

and  $L_1 \rightarrow L_N$

The time difference between pairs of images,  $\Delta t$ , is proportional to the ratio  $\beta/\alpha_0$  and to the lensing mass  $M$ .

If the two images can not be resolved the observed brightness is the sum of  $L_1$  and  $L_2$ .

$$L_1 + L_2 = \frac{1}{2} \left(\frac{\alpha}{\beta} + \frac{\beta}{\alpha}\right) L_N$$

It is also noteworthy that

$$L_1 - L_2 = L_N$$

and

$$\frac{L_1 + L_2}{L_1 - L_2} = \frac{1}{2} \left(\frac{\alpha}{\beta} + \frac{\beta}{\alpha}\right)$$

,which is a function of only one variable  $\frac{\alpha}{\beta}$  or  $\frac{\alpha_0}{\beta}$ .

From two images one can extract  $\frac{\alpha_0}{\beta}$  from the brightness ratio  $L_2/L_1$ . Once  $\frac{\alpha_0}{\beta}$  is known the lens mass can be extracted from the time delay between the images.

## 4 Neutrinos from SN1987A

The only supernova which has been observed in neutrinos was SN1987A on February 23, 1987. Four detectors reported observations of neutrinos on the same day the supernova light was first seen[10, 11, 12, 13, 14, 15]. These observations are summarized in Table 1.

Name	Mass Metric tons	Time UTC	Duration seconds	Number of Events	Mean Energy MeV	Energy Range MeV
UNO	90	02:52:36.79	7.01	5	8.4	7-11
Kamiokande	2140	07:35:35	12.439	9+3=12	14.7	6.3-35.4
IMB	5000	07:35:41.37	5.59	6+2=8	32.5	20-40
Baksan	200	07:36:11.818	9.099	3+2=5	18.1	12-23.3

Table 1: Summary of the reported neutrino observations of SN1987A. The mean energy is a simple average of the energy of the reported events. It is not corrected for efficiency. The mean energy gives a rough idea of the portion of the energy spectrum sampled by that detector. The detectors have different capabilities and can only be compared after corrections for inefficiencies and other biases are accounted for.

The raw information in the Table has not been corrected for the detection efficiency and energy and trigger bias. IMB for example could barely detect events below 20 MeV. The event rate in a neutrino detector is proportional to the interacting mass. In this case the interacting mass is almost exclusively the protons (hydrogen). The Kamiokande[10] and IMB[11] detectors are composed of water with 11.2% of the mass as hydrogen. Baksan[12, 13, 14] and UNO[15] are composed of liquid scintillator with 14.4% of the mass as hydrogen.

The number of events recorded in detector  $D$  is

$$N_D = N_A M_D P_D \int F(E_\nu) \sigma(E_\nu) \epsilon_D(E_\nu) dE_\nu$$

where  $N_A$  is Avogadro's number,  $M_D$  is the detector mass in grams,  $P_D$  is the fraction of the mass in hydrogen,  $\epsilon_D(E_\nu)$  is the energy dependent efficiency for the detector.  $F(E_\nu)$  and  $\sigma(E_\nu)$  are the neutrino flux and cross section which are the same for all detectors.

The initial time in the Table was synchronized with a time standard by UNO, IMB and Baksan. Kamiokande used a computer clock set at computer boot from a watch with a quoted absolute accuracy of  $\pm 60$  seconds[10].

## 5 Observational Evidence

Observational evidence for gravitational lensing of neutrino bursts is limited, since as of this writing only one burst has been observed. The 4 reported observations in Table 1 have many incompatibilities. It is unlikely that gravitational lensing would be able to explain them.

All of the observations were made from Earth. The neutrino source was in the Large Magellanic Cloud about 50 kpc away. The maximum angular separation between the observations as viewed from the source is  $8 \times 10^{-15}$  radians so all observations of the supernova neutrinos saw the same thing. Differences between the observations can occur because of differences in the

sensitivity of each detector, instrumental effects and problems, or background events unrelated to the supernova. For example the IMB detector had a 14% efficiency for triggering the recording of an event at 20 MeV and lower efficiency at lower energies. It is unlikely IMB could have seen the events reported by UNO, all below 11 MeV, even though IMB had a proton mass 43 times larger. Kamiokande spans the broadest energy range with a good sensitivity overlap with all detectors.

One should also be careful in over estimating the precision of the measurements. Neutrino observations are made quanta by quanta. One wants to understand the underlying distributions based on a limited number of samples. For example, the accuracy of time differences for events from the same detector are about 1 millisecond. But the rate of sampling, in places, is well below this, about one event per second. So time differences between images only have a physical significance to a second or more.

Lensing manifests itself in three ways. There can be multiple images. The images can be brighter than one which has not been lensed. The different images can have time delays between them due to the different paths taken to the observer. In the case of simply two images there are four observables, the angle  $\alpha$  between the images, the brightness  $L_1$  and  $L_2$  of each image and the time delay between the images.

The detection reaction for most of these events was electron antineutrino charged current with a target proton, producing a positron and a neutron,  $\bar{\nu}_e + P \rightarrow e^+ + N$ . This reaction can provide good energy resolution, even in the absence of observing the neutron, but it does not provide any appreciable directionality. (Some experiments have tried to determine the direction of the neutrino by measuring the distance between the source of the positron and the neutron capture. Angular sensitivities of about  $8^\circ$  are possible with very large samples.[16] None of the experiments in Table 1 used this method.) The lack of directional sensitivity makes the observation of the angle  $\alpha$  between any two images unlikely.

The lens is geometrical so it is expected to be achromatic. It will not distort the neutrino spectrum by bending different neutrino energies to different angles. In the case of light, the images may have different spectra, since the paths through the interstellar medium will differ and the two paths may encounter different materials.

One can use the time distribution, such as time clustering, to identify gravitational lensing of the neutrino burst. Brightness differences between these clusters can also help identify a lensing event. If the time clusters have distinct spectra, except for brightness differences it is less likely they manifest multiple observations of the same event. A timing difference can only be observed if both lensed images are bright enough to be observed.

The recorded times of the events, in particular the time of events from one

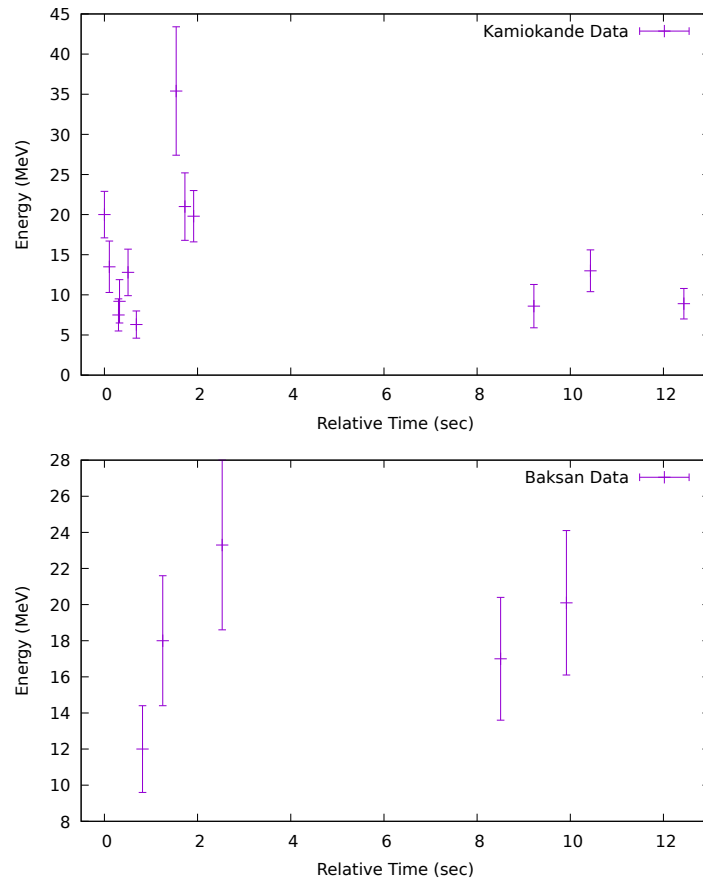


Figure 2: The Kamiokande neutrino events (top) and Baksan (bottom) from SN1987A plotted as event energy as a function of relative time. There is a notable gap in both data samples. The relative time between the plots is arbitrary. It is not the nominal time listed in Table 1

detector relative to other events from the same detector, are well measured. In principle the relative time of events from standard time synchronized experiments should also have good relative time measurements. Two timing issues are apparent from Table 1. UNO reported a signal 4 hours and 43 minutes before IMB and Baksan. IMB reported a signal about 30.4 seconds before Baksan. The difference in nominal time of 6 seconds between Kamiokande and IMB has no significance given Kamiokande's  $\pm 1$  minute error on the absolute time. As mentioned above, except for instrumental differences, all detectors should see the same thing. Lensing can not explain the differences in start times.

The Kamiokande data has a 7.3 second gap starting at 1.915 seconds, see Figure 2. The full burst reported by Kamiokande has a duration of 12.439 seconds. The data could be understood as two bursts. The first lasting 1.915 seconds contained 9 events and the second lasting 3.22 seconds had 3 events. The time difference between these two pulses is 9.219 seconds. Using the event counts as an estimate of the brightness suggests  $L_2/L_1 = 3/9 = \frac{1}{3}$ . Can gravitational lensing explain the time structure and brightness ratio?

From the Kamiokande pulse brightness ratio  $L_2/L_1 = \frac{1}{3}$  one computes  $\alpha_0 = 3.59\beta$ . From the value of the time delay of  $\Delta t = 9.219$  and  $\frac{\alpha_0}{\beta}$  one calculates the lens mass at about 414,000 solar masses. A scan of the lens distance from 1 to 49 kpc gives an angular separation between the two images,  $\alpha$  from 3.8 arc seconds at the shortest distance to 0.08 at 49 kpc. The lens source angular separation ( $\beta$ ) as a function of the distance to the lens is shown in Figure 3. It drops from 1.02 arc seconds near the observer to 0.03 to 0.02 near the source.

Comparison with other experiments is difficult since Kamiokande did not have a synchronized clock. Baksan had a synchronized signal but it was about 30.448 after the synchronized IMB signal. This Baksan time shift will be revisited in the next section. One can analyze the Baksan signal itself for compatibility with the lensing hypothesis.

The Baksan signal of 5 events has a structure of 3 early events over 1.71 seconds followed by 2 events in 1.412 seconds, Figure 2. The gap between these bunches is 7.687 seconds. The ratio of the energy in each pulse is crudely the ratio of the number of events which is  $0.667 \pm 0.609$  which is not in conflict with the Kamiokande observations. So Baksan may have seen the first pulse at 1.3 to 1.5 times the nominal brightness and a second pulse suppressed to 0.3 to 0.5 the nominal brightness. While not a strong confirmation since the brightness ratio is very weak, the Baksan results support the two pulse gravitational lens interpretation.

IMB also had a time structure in its event sample. Of the 8 events observed overall 5 occurred in the first 1.57 seconds of the burst, compatible with the time scale of the first 9 Kamiokande events. The last 2 IMB events occurred in



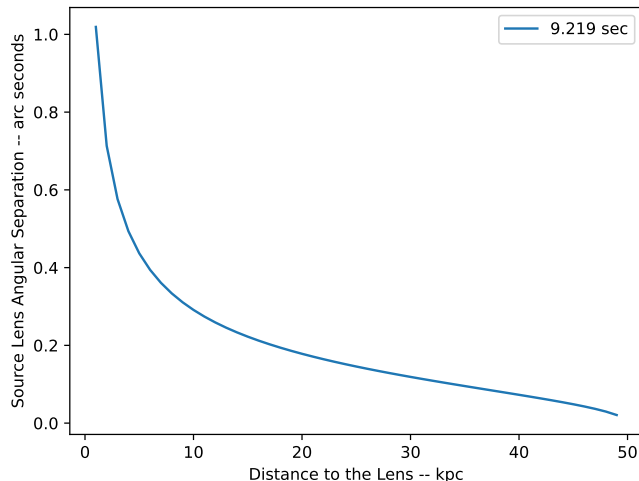


Figure 3: The angle between the lens and the source,  $\beta$  in seconds of arc versus the distance to the lens for a solution for  $M$  and  $\alpha_0/\beta$  that fits the Kamiokande time and brightness structure.

0.58 seconds 5.01 seconds after the initial event. The 6'th IMB event occurred at 2.69 seconds which is outside the 2 second duration of the “first” pulse observed at Kamiokande and Baksan. The ratio of late to early events, 2/6 is compatible with the other evidence. The second pulse seems to be too early to fit the lensing picture supported by the other observations. The shorter time gap suggests a smaller lensing mass but also casts doubt on the lens hypothesis.

There is no known star cluster in the direction of the LMC to provide the mass. The source lens alignment, Figure 3 seems rather unlikely. The standard estimate[17] of the galactic “optical depth” for lensing a source in the LMC is about  $10^{-6}$  independent of the lensing mass.

In terms of the physics of supernovae the lensing amplified the energy recorded by Kamiokande by a factor of  $\frac{L_1+L_2}{L_1-L_2} \approx 2.0$  since the first pulse is brightened by a factor of 1.5 and the second pulse adds in another 0.5. So the reported energy in electron antineutrinos of  $8 \times 10^{52}$  ergs[10] is an over estimate.

## 6 Alternate Explanations

A number of ideas have been put forward to explain the UNO event time. While UNO did not report a signal at the 7:35:41 time reported for other neutrino observations, they have reported coincidences with a gravitational

wave bar detector[18]. The absence of a neutrino signal in UNO at 7:35:41 is not unexpected since its mass is small, 2.2 times smaller than Baksan, so it would be expected to have only 2.25 events at that time.

It has been suggested that the 30 second delay of Baksan with respect to other observations is due to a systematic 30 second advance added to the time standard in the USSR[19].

Oyama[20] has suggested that the 7.3 second gap in the Kamiokande data is due to an instrumentation inefficiency that made data collection impossible in that interval.

The most popular opinion is that UNO is unexplained but not identified with SN1987A and that the time structures and energy differences of the other observations are due to instrumental differences and statistical fluctuations in small data samples. The late time distribution of neutrino events is considered indicative of neutrino cooling of the source.

## 7 Gravitational Lensing of Optical Supernovae

Gravitational lensings of the optical components of supernovae have been seen[21]. Four images of a supernova at  $z=1.49$  were created by a lensing galaxy, J1149.5+2223, at  $z=0.54$ . The lensing manifested itself as four images observed in April 2015. A fifth image appeared in December 2015 at a predicted location.

Goobar *et al.*[22] has reported multiple images from a Type 1a supernova at  $z=0.409$  at an amplification of more than 50, lensed by a galaxy at  $z=0.216$ . Four images were resolved.

Several additional supernovae have been lensed[23, 24, 25, 26, 27], manifesting higher brightness than expected.

## 8 Conclusion

Gravitational lensing can distort the observation of any distant object including a supernova neutrino burst. It is unlikely but should not be overlooked if the data shows noteworthy departures from expectations such as multiple pulses or unexpectedly large signals. Redundancy of observations is helpful in avoiding misleading results from statistical fluctuations.

The distribution of neutrinos from SN1987A have a time and brightness structure expected from a lensing event. The mass and angular alignment make this unlikely but perhaps optical confirmation of such a lens is still possible. A lens will influence starlight coming from behind it if the alignment is appropriate. Observing a time delay as suggested by the neutrino burst requires some time structure in the source of tens of seconds or less. It also

requires detecting equipment sensitive to short time scale variation in the brightness. On the other hand an optical detection may be able to measure the angular separation of the images and the ratio of their brightness. It is likely that alignments have changed over the decades and one must search back through the historical record. Multiple images of a single star in the LMC are hard to distinguish from multiple stars in the LMC especially since the images will not have the same apparent luminosity. Lensing of starlight is difficult since, unless the alignment with the lens changes, there is no way to tell that the image has been displaced from its flat space location. Image distortion or brightness variation caused by microlensing would help to identify the presence of a lens.

The lensing hypothesis for the observed SN1987A neutrino signal would reduce the total energy estimate derived from the observation since the brightness would have been enhanced. On the other hand the average neutrino power in the pulse would increase since the duration of the pulse would be shortened to 2-3 seconds. Not all observations support this interpretation.

## 9 Acknowledgments

I am grateful to Kate Scholberg who convinced me that one need not consider SN1987A as typical. John Learned, Bob Svoboda and Ralph Becker-Szendy have contributed important ideas to a discussion initiated by reference [20]. Erica Caden filled me in on the status of direction finding with the  $\bar{\nu}_e P$  reaction, reference [16]. Jim Rich had many suggestions after reviewing an early version of the manuscript, including updating to a more modern notation.

Note added in proof: Shantanu Desai has pointed out that the lensing hypothesis for the SN1987A neutrino signal had been proposed in 1987, Barrow and Subramanian [28]. The current work extends the analysis by including fits to three of the observations and showing the mass estimate is independent of an assumed distance to the lens. I thank him for bringing reference [28] to my attention.

## References

- [1] Michael J. Longo “New Precision Tests of the Einstein Equivalence Principle from Sn1987a”, **1988**, Physical Review Letters. 60 173–175.
- [2] Lawrence M.Krauss, Scott Tremaine “Test of the Weak Equivalence Principle for Neutrinos and Photons”, **1988**, Physical Review Letters. 60 176–177.

- [3] I.I.Shapiro, “Fourth Test of General Relativity”, **1964** Phys.Rev.Lett. 13, 789.
- [4] LoSecco, J M. “Limits on CP invariance in general relativity”, **1988**, Phys.Rev. D38, 3313.
- [5] S. Pakvasa, W. A. Simmons, and T. J. Weiler, “Test of equivalence principle for neutrinos and antineutrinos”, **1989**, Phys. Rev. D39, 1761.
- [6] Yu. G. Klimov, “Deflection of light rays in the gravitational fields of galaxies”, **1963**, Dokl. Akad. Nauk SSSR, 148:4, 789–792.
- [7] S. Refsdal, “The Gravitational Lens Effect”, **1964** MNRAS 128, 295.
- [8] S. Liebes, “Gravitational Lenses”, **1964**, Phys. Rev. **133**, B835.
- [9] S. Refsdal, “On the Possibility of Determining Hubble’s Parameter and the masses of Galaxies from the Gravitational Lens Effect”, **1964**, MNRAS 128, 307.
- [10] K. Hirata *et al.* “Observation of a neutrino burst from the supernova SN1987A”, **1987**, Phys.Rev.Lett. 58, 1490.  
K. Hirata *et al.* “Observation in the Kamiokande-II detector of a neutrino burst from the supernova SN1987A”, **1988**, Physical Review *D38*, 448-458.
- [11] R.M.Bionta *et al.*, “Observation of a neutrino burst in coincidence with supernova 1987A in the Large Magellanic Cloud”, **1987**, Phys.Rev.Lett. 58, 1494.
- [12] Alekseev, E. N., Alekseeva, L. N., Krivosheina, I. V., and Volchenko, V. I., “Properties of the Supernova 1987A Neutrino Signal Recorded by the Baksan Underground Scintillation Telescope”, **1988**, Soviet Astronomy Letters, Vol.14, NO.1/JAN-FEB, P. 41
- [13] Alekseev, E. N., Alekseeva, L. N., Krivosheina, I. V., and Volchenko, V. I., “Detection of the neutrino signal from SN 1987A using the INR Baksan underground scintillation telescope”, **1987**, ESO Workshop on the SN 1987A, Garching, Federal Republic of Germany, July 6-8, 1987, Proceedings (A88-35301 14-90). Garching, Federal Republic of Germany, European Southern Observatory, 1987, p. 237-247; Discussion, p. 247.
- [14] Alekseyev, E. N. *et al.*, **1987**, Letters to JETPh (Sov.), **45** 461.
- [15] M. Aglietta *et al.* “On the Event Observed in the Mont Blanc Underground Neutrino Observatory during the Occurrence of Supernova 1987a”, **1987** EPL 3 1315.

- [16] E. Caden, “Studying Neutrino Directionality with the Double Chooz Experiment”, **2013**, Ph.D., Physics – Drexel University, June 2013, <https://idea.library.drexel.edu/islandora/object/idea:4167>
- [17] K. Griest, “Galactic Microlensing as a Method of Detecting Massive Compact Halo Objects”, **1991**, ApJ, *366*, 412 (1991).
- [18] Amaldi E. *et al.*, “Data Recorded by the Rome Room Temperature Gravitational Wave Antenna, during the Supernova SN 1987a in the Large Magellanic Cloud”, **1987**, Europhys. Lett., *3*, 1325.
- [19] J. Learned private communication.
- [20] Yuichi Oyama, “About 30 Years from Kamiokande”, **April 22, 2021**, from the author, <https://www-nu.kek.jp/~oyama/kam30yrs.oyama.210422.pptx> and Yuichi Oyama, “Comment on ‘Observation of a Neutrino Burst from the Supernova SN1987A’ ”, **2021**, arXiv:2108.01783
- [21] P. L. Kelly *et al.* “Déjà Vu All Over Again: The Reappearance of Supernova Refsdal”, **2016**, arXiv:1512.04654v1 15 Dec 2015, ApJL, 819:L8.
- [22] Goobar, A. *et al.* “iPTF16geu: A multiply imaged, gravitationally lensed type Ia supernova”, **2017**, Science, *356*, 291-295.
- [23] Goobar, A., Paech, K., Stanishev, V., *et al.*, “Near-IR search for lensed supernovae behind galaxy clusters”, **2009**, A&A, *507*, 71.
- [24] Patel, B., McCully, C., Jha, S. W., *et al.*, “Three Gravitationally Lensed Supernovae behind CLASH Galaxy Clusters”, **2014**, ApJ, *786*, 9.
- [25] Rodney, S. A., Patel, B., Scolnic, D., *et al.*, “SN Refsdal: Photometry and Time Delay Measurements of the First Einstein Cross Supernova”, **2016**, ApJ, *811*, 70.
- [26] Chornock, R., Berger, E., Rest, A., *et al.*, “PS1-10afx at  $z = 1.388$ : Pan-STARRS1 Discovery of a New Type of Superluminous Supernova”, **2013**, ApJ, *767*, 162.
- [27] Quimby, R. M., Oguri, M., More, A., *et al.*, “Detection of the Gravitational Lens Magnifying a Type Ia Supernova”, **2014**, Sci, *344*, 396  
Quimby, R. M., Werner, M. C., Oguri, M., *et al.*, “Extraordinary Magnification of the Ordinary Type Ia Supernova PS1-10afx”, **2013**, ApJL, *768*, L20.
- [28] Barrow, J.D. and Subramanian, K. “Lensing of Supernova Neutrinos?”, Nature, **1987**, *327*, 375.