

Prospects for estimating parameters from gravitational waves of superspinar binaries

Nami Uchikata^{1*} and Tatsuya Narikawa^{1†}
¹*Institute for Cosmic Ray Research, University of Tokyo,
Kashiwa City, Chiba 277-8582, Japan*

(Dated: May 7, 2021)

To date, close to fifty black hole binary mergers were observed by the LIGO and Virgo detectors. The analyses have been done with an assumption that these objects are black holes by limiting the spin prior to the Kerr bound. However, the above assumption is not valid for superspinars, which have the Kerr geometry but rotate beyond the Kerr bound. In this study, we investigate whether and how the limited spin prior range causes a bias in parameter estimation for superspinars if they are detected. To this end, we estimate binary parameters of the simulated inspiral signals of the gravitational waves of compact binaries by assuming that at least one component of them is a superspinar. We have found that when the primary is a superspinar, both mass and spin parameters are biased in parameter estimation due to the limited spin prior range. In this case, the extended prior range is strongly favored compared to the limited one. On the other hand, when the primary is a black hole, we do not see much bias in parameter estimation due to the limited spin prior range, even though the secondary is a superspinar. We also apply the analysis to black hole binary merger events GW170608 and GW190814, which have a long and loud inspiral signal. We do not see any preference of superspinars from the model selection for both events. We conclude that the extension of the spin prior range is necessary for accurate parameter estimation if highly spinning primary objects are found, while it is difficult to identify superspinars if they are only the secondary objects. Nevertheless, the bias in parameter estimation of spin for the limited spin prior range can be a clue of the existence of superspinars.

PACS numbers: 04.70.-s

I. INTRODUCTION

Kerr black hole is a unique solution in an asymptotically-flat stationary and axisymmetric vacuum spacetime [1]. It is characterized by two physical parameters: mass m and angular momentum J . The angular momentum is bounded as $cJ/(Gm^2) \leq 1$ so that the spacetime singularity and closed time like curves are hidden by the event horizon. Here, c and G are the speed of light and the gravitational constant. However, the Kerr bound $cJ/(Gm^2) = 1$ is no longer necessary in string theory and the Kerr geometry with $cJ/(Gm^2) > 1$ is named as a superspinar [2]. Superspinar has been proposed as a source candidate of high energy cosmic rays because of the large efficiency of the energy extraction (See also, [3]). It is assumed that the singularity and closed timelike curves can be modified by the stringy effect.

To assume superspinars as possible astrophysical compact objects, their stability should be confirmed. From the analysis of linear perturbations in the spacetime, some studies show that superspinars are unstable [4, 5], while some show that they can be stable [6, 7]. This is because we do not know the physically appropriate boundary conditions to solve equations of perturbations in the superspinning Kerr spacetime. The above

studies show that the stability depends on the boundary conditions in the vicinity of the singularity. Moreover, horizonless highly spinning objects are unstable due to the ergoregion [8–10]. However, again we do not know the exact physics near the singularity, the ergoregion instability is unknown for superspinars. Here, we assume that superspinars exist stably at least for the timescale of the binary evolution in the detector sensitive band of current ground-based gravitational wave detectors.

In parameter estimation for binary black holes, we normally assume that the objects are black holes [11–17], that is, we limit the spin prior range up to the Kerr bound. Because of this limitation, we might misidentify superspinars as highly spinning or extremal black holes even if they are detected. To date, some detected binary black hole mergers show the possibility of large spins close to the Kerr bound [17–19], and a different analysis method also shows the possible existence of extreme black holes [20]. In addition, different spin priors lead to different properties of binaries as argued for GW190412 [21, 22]. In this study, we investigate whether and how the spin prior limited by the Kerr bound affects parameter estimation assuming that superspinars are detected as black holes. Since there is no proper waveform model for binary mergers of superspinars particularly in the post-inspiral phase, we focus on the inspiral part of the binary and use the TaylorF2 waveform model. The TaylorF2 waveform model is an inspiral waveform model in the frequency domain, obtained by the post-Newtonian (PN) expansion [23–26]. That is, there is no restriction of the magnitude of the spin in this wave-

* uchikata@icrr.u-tokyo.ac.jp

† narikawa@icrr.u-tokyo.ac.jp

form model. The detectability of the spin magnitude larger than the Kerr bound using the TaylorF2 waveform model by Fisher analysis is shown in Refs. [27, 28]. The detection of superspinars in extreme mass ratio inspirals by a space-based gravitational wave detector is discussed in [29, 30].

In this paper, we perform Bayesian analysis for gravitational wave signals from superspinar binaries for the first time. We analyze the TaylorF2 model waveform by assuming at least one component of the binary is a superspinar and perform Bayesian parameter estimation with two spin priors; one is restricted to the Kerr bound and the other is extended beyond the bound. We also apply the analysis to black hole binary events GW170608 [14] and GW190814 [31], which have a long and loud inspiral signal [32].

This paper is organized as follows. In Sec. II, we summarize the basic properties of superspinars including circular orbits in the spacetime. In Sec. III, we explain the method and settings for Bayesian parameter estimation. In Sec. IV, we show the posteriors of parameter estimation of injection study and also compare the evidences from two priors. We also discuss the bias of estimated mass parameters observed in the limited spin prior case. We further show the results for GW170608 and GW190814 using the extended spin prior range. We summarize and conclude our study in Sec. V.

II. SUPERSPINARS

In this section, we briefly explain the spacetime structure of superspinars. We use geometrical units $c = G = 1$.

A. Metric

Kerr metric in the Boyer-Lindquist coordinate is

$$ds^2 = -dt^2 + \Sigma \left(\frac{dr^2}{\Delta} + d\theta^2 \right) + \frac{2Mr}{\Sigma} (a \sin \theta d\phi - dt)^2 + (r^2 + a^2) \sin^2 \theta d\phi^2, \quad (2.1)$$

where $\Delta = r^2 - 2mr + a^2$ and $\Sigma = r^2 + a^2 \cos^2 \theta$. Parameters m and a are black hole mass and its spin. For $a^2 \leq m^2$, the event horizon exist at $r_+ = m + \sqrt{m^2 - a^2}$. Superspinar represents a spacetime geometry described by the Kerr metric Eq. (2.1) with $\chi > 1$, where χ is a dimensionless spin defined as $\chi = a/m$. We assume that the spacetime singularity and closed timelike curves are modified by the stringy effect [2] and the details of the mechanism are beyond our scope.

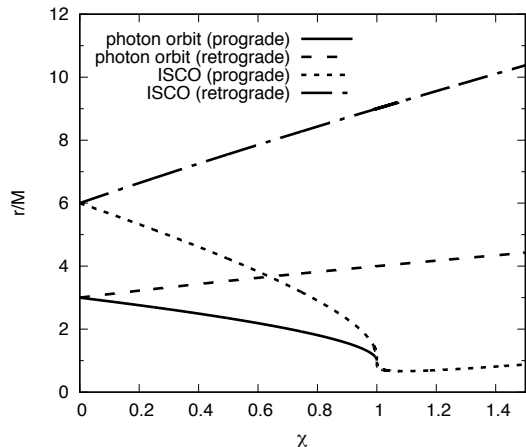


FIG. 1. Radii of photon orbits and the ISCOs as a function of the dimensionless spin. There is no prograde photon orbit for $\chi > 1$.

B. Orbits

In this subsection, we summarize the radii of circular orbits in the equatorial plane in the superspinning Kerr spacetime. We can obtain them from the radial equation of motion in the spacetime. These orbits and their derivations for the Kerr case ($\chi \leq 1$) are summarized in [34]. For the superspinning case, the orbits are also shown in [35, 36]. Photon orbits are unstable orbits for massless objects, whose radius is given as

$$\frac{r_{\text{ph}}}{m} = \begin{cases} 2 \{1 + \cos [\frac{2}{3} \cos^{-1} (\mp \chi)]\}, & (\chi \leq 1) \\ 2 + \frac{1}{F(\chi)} + F(\chi) & (\chi > 1), \end{cases} \quad (2.2)$$

where

$$F(\chi) = \left(2\chi^2 + 2\chi\sqrt{\chi^2 - 1} - 1 \right)^{1/3}. \quad (2.3)$$

The minus (plus) sign corresponds to prograde (retrograde) orbits against the black hole's or superspinar's rotation. For $\chi > 1$, there is no prograde photon orbit. The innermost stable circular orbits (ISCOs) are orbits for massive objects, beyond which orbiting objects will fall into the central black hole or superspinar. Therefore, we usually assume the gravitational wave frequency at the ISCO as the end of the inspiral phase for binary mergers. The radius of the orbits can be given as

$$\frac{r_{\text{ISCO}}}{m} = 3 + H(\chi) \mp \sqrt{6 + 2\chi^2 - \frac{\chi^4 - 10\chi^2 + 9}{G(\chi)} - G(\chi) + \frac{16\chi^2}{H(\chi)}}, \quad (2.4)$$

where

$$\begin{aligned} G(\chi) &= \left(27 - 45\chi^2 + 17\chi^4 + \chi^6 + 8\chi^3|\chi^2 - 1\right)^{1/3}, \\ H(\chi) &= \sqrt{3 + \chi^2 + \frac{\chi^4 - 10\chi^2 + 9}{G(\chi)} + G(\chi)}. \end{aligned} \quad (2.5)$$

Again minus/plus sign corresponds to prograde/retrograde orbits against the black hole's or superspinar's rotation. Rough estimates for the gravitational wave frequency at the prograde ISCO f_{ISCO} are $(r_{\text{ISCO}}, f_{\text{ISCO}}) \approx [0.9m, 75760(M_\odot/m)\text{Hz}]$, $[0.8m, 90293(M_\odot/m)\text{Hz}]$. For the retrograde case, $(r_{\text{ISCO}}, f_{\text{ISCO}}) \approx [9.01m, 2389(M_\odot/m)\text{Hz}]$. Here, we only consider the leading order term in the phase of the gravitational waveform.

The radii of orbits are shown in Fig. 1 as functions of a dimensionless spin. The radius of retrograde orbits is an increasing function of χ . On the other hand, the radius of prograde photon orbits is a decreasing function of χ , and it reaches M at $\chi = 1$. Beyond $\chi = 1$, there is no prograde photon orbit. The radius of prograde ISCO decreases as χ increases and it becomes smaller than M for $\chi > 1$. However, it slightly increases and becomes larger than M for $\chi \gtrsim 1.667$.

III. METHOD OF THE ANALYSIS

In this study, we estimate physical parameters of compact binaries, in which at least one component is a superspinar. We use Bayesian inference to estimate physical parameters. Bayes' theorem shows that a posterior probability density function $p(\theta|d)$ of parameters θ from observed data d are given as

$$p(\theta|d) = \frac{\mathcal{L}(d|\theta) \pi(\theta)}{Z}, \quad (3.1)$$

where $\mathcal{L}(d|\theta)$, $\pi(\theta)$ and Z are the likelihood function, a prior probability density function and evidence, respectively. The likelihood for a single detector can be expressed as

$$\mathcal{L}(d|\theta) \propto \exp \left[-\frac{1}{2} \langle \tilde{d}(f) - \tilde{h}(f; \theta) | \tilde{d}(f) - \tilde{h}(f; \theta) \rangle \right], \quad (3.2)$$

by assuming the detector noise is Gaussian, where $\tilde{d}(f)$ and $\tilde{h}(f)$ are Fourier transforms of the detected data and template waveform, respectively. Here,

$$\langle A|B \rangle \equiv 4\text{Re} \int_{f_{\text{low}}}^{f_{\text{high}}} \frac{A(f)B^*(f)}{S_n(f)} df, \quad (3.3)$$

is the inner product weighted by the noise power spectral density (PSD) of the detector $S_n(f)$. The superscript * shows the complex conjugate of the corresponding

function. The higher and lower cutoff frequencies of the data, f_{high} and f_{low} , respectively, depend on the analysis. Evidence is given as $Z = \int d\theta \mathcal{L}(d|\theta) \pi(\theta)$, which is used for model selection. To obtain the posterior probability of parameters, we use LALINFERENCE [37, 38], which is one of the software suite of LIGO Algorithm Library. Specifically, we use the nested sampling algorithm for stochastic samplings [39, 40].

Since we do not know any physics at and after the merger of superspinar binaries, we focus on the inspiral part of the binary evolution. We use the TaylorF2 waveform model as a template waveform. We use the waveform model up to the 3.5 PN order for the phase and up to the 3 PN order for the amplitude, where the point particle and the spin effects are included [23–26]. Other waveform models that include merger and ringdown parts are calibrated by numerical waveforms, where black holes or neutron stars are assumed. Therefore, although the TaylorF2 waveform model becomes inappropriate in the late inspiral phase [26], this waveform is the only choice to apply the spin larger than $|\chi| > 1$. Since the detectability of the spin value above the Kerr bound becomes worse for misaligned spin binaries compared to aligned spin ones for the same spin magnitude [27], restricting to aligned binaries may be a reasonable choice as a first step. The improvement of waveform models valid for $|\chi| > 1$ should be addressed as a future task.

We first perform injection studies, i. e. the data $\tilde{d}(f)$ in Eq. (3.2) is replaced by a simulated signal. Since our aim is to investigate the systematic bias due to the spin prior, we do not add simulated detector noise to the injection waveforms. We inject the TaylorF2 waveform model with $|\chi| > 1$ for either or both component spins. Then, we estimate the binary parameters with two spin prior cases, $|\chi_{1,2}| \leq 1$ and $|\chi_{1,2}| \leq 1.5$, to see whether there is a bias in parameter estimation due to the limited spin prior range. Here, we denote the former and latter priors as BH and SS priors, respectively. Since the template waveform assumes that the component spins are aligned with the orbital angular momentum, we use the z-spin prior, which is equivalent to the prior that is uniform in magnitude and isotropic in orientation (see for details of the z-spin prior in Ref. [41]).

For injection waveforms, we consider two cases for the mass ratio, $q \equiv m_2/m_1 = 0.1$ and 0.5 , where m_1 and m_2 are component masses with $m_1 > m_2$. We fix the injection mass parameters as $(m_1, m_2) = (30 M_\odot, 3 M_\odot)$ for $q = 0.1$ and $(m_1, m_2) = (10 M_\odot, 5 M_\odot)$ for $q = 0.5$. For each case, we consider several injection spin values $\chi_{1,2} = (|0.1|, |0.5|, |0.8|, |1.1|)$, where at least one component of the binaries has $\chi = |1.1|$. The luminosity distance d_L and the inclination angle ι are set to 200 Mpc and 0 for injection, respectively. The higher cutoff frequency f_{high} is effectively f_{ISCO} of the injection waveforms, which is $f_{\text{ISCO}} = 133$ Hz for $q = 0.1$ and $f_{\text{ISCO}} = 293$ Hz for $q = 0.5$. The lower cutoff frequency is $f_{\text{low}} = 20$ Hz. We estimate all binary parameters:

$(m_1, m_2, \chi_1, \chi_2, d_L, \alpha, \delta, \iota, \psi)$, where α , δ , and ψ are the right ascension, declination and polarization angle, respectively. We consider two Advanced LIGO detectors with their design sensitivity [42, 43] and one Advanced Virgo detector with its design sensitivity [44].

We next analyze the black hole binary merger events GW170608 and GW190814, which have a long inspiral phase with large signal to noise ratio among observed black hole binary events so far [32]. We use the TaylorF2 waveform as a template with BH and SS priors.

There are two caveats to use the TaylorF2 waveform model. Firstly, the TaylorF2 waveform terminates at f_{ISCO} of the corresponding total mass of the Schwarzschild black hole. As explained in the previous section, f_{ISCO} depends on the spin, where the larger positive/negative spin gives larger/smaller values of f_{ISCO} compared to the Schwarzschild black hole case. Therefore, we restrict ourselves to use the injection waveform for $\chi_1 > 0$, otherwise the injected waveform extends beyond the true f_{ISCO} value and the analysis may be inappropriate. Secondly, the abrupt cutoff of the waveform may cause a systematic bias in parameter estimation [45]. In our study, since we are interested in the bias due to the different spin prior range and the situation is the same for both spin priors, we do not further discuss about the bias from the abrupt cutoff of the waveform. Although, we show some results with different f_{high} in Appendix A.

IV. RESULTS

A. Parameter estimation on injected waveforms

In this subsection, we show the marginalized posteriors of mass and spin parameters as well as the luminosity distance for some injection cases. In all cases, the detector frame mass parameters are shown.

1. The case of mass ratio $q = 0.1$

We first show the posterior distributions of mass parameters $(m_1, m_2, q, \mathcal{M}_c)$, spin parameters $(\chi_{\text{eff}}, \chi_1, \chi_2)$ and the luminosity distance d_L for the mass ratio $q = 0.1$ case in Figs. 2 – 5. Here, the chirp mass $\mathcal{M}_c = (m_1 m_2)^{3/5} / (m_1 + m_2)^{1/5}$ and the effective inspiral spin $\chi_{\text{eff}} = (m_1 \chi_1 + m_2 \chi_2) / (m_1 + m_2)$ are the most well determined mass and spin parameters in the inspiral waveform [46]. Figure 2 shows the results when the waveform with $(m_1, m_2, \chi_1, \chi_2) = (30M_\odot, 3M_\odot, 1.1, 1.1)$ is injected, which gives the most significant bias in parameter estimation due to the different spin prior range. Naturally, the spin parameters are not correctly estimated for $|\chi_{1,2}| \leq 1$ prior, since the injected value is outside the prior range. Posteriors of all spin parameters concentrate on the positive prior bound for this prior.

Moreover, not only the spin parameters, the mass parameters are also biased by the limited spin prior range. When the spin prior is extended to $|\chi_{1,2}| \leq 1.5$, the mass parameters are well estimated. While the posterior distributions of χ_{eff} and χ_1 are constrained around the injected values, χ_2 becomes undetermined. This is natural because χ_{eff} is dominated by χ_1 for the asymmetric mass ratio. We see the similar tendency for different χ_2 as shown in Fig. 3, which shows the posteriors of $(\chi_1, \chi_2) = (1.1, -1.1)$ injection. The bias in mass parameters becomes smaller as χ_2 becomes smaller. Although $\chi_2 = -1.1$ is injected, the posterior concentrates on the positive bound for the prior $|\chi_{1,2}| \leq 1$.

Figures 4 and 5 are the same as Fig. 2, but the injected spins are $(\chi_1, \chi_2) = (0.1, 1.1)$ and $(\chi_1, \chi_2) = (0.1, -1.1)$, respectively. In these cases, we do not see much differences in estimation of mass and spin parameters due to the different spin prior range unlike the $\chi_1 = 1.1$ injection cases. For both spin prior cases, the posteriors of mass parameters include the injected value, on the other hand, this is not the case for spin parameters; the injected value is included only for the $|\chi_{1,2}| \leq 1.5$ prior case. From Figs. 2 – 5, we can see that χ_{eff} tends to underestimate (overestimate) the injected value for $\chi_2 > 0$ ($\chi_2 < 0$).

We do not see much differences in the matched filter signal-to-noise ratio (SNR) between two spin priors. For example, the SNR is ~ 80 and ~ 78 for $|\chi_{1,2}| \leq 1.5$ prior and $|\chi_{1,2}| \leq 1$ prior, respectively, for $(\chi_1, \chi_2) = (1.1, 1.1)$ injection.

The 90% symmetric credible regions of spin parameters for the $|\chi_{1,2}| \leq 1.5$ prior together with values that give the maximum likelihood are summarized in Table I. We can see that χ_{eff} and χ_1 show good estimates for the both aligned case ($\chi_{1,2} > 0$), while the estimate of χ_2 is poor and the error is large for any injected value, as expected for asymmetric mass ratio binaries.

2. The case of mass ratio $q = 0.5$

Next, we show the results for the mass ratio $q = 0.5$ [$(m_1, m_2) = (10M_\odot, 5M_\odot)$] in Figs. 6 – 9. Figure 6 shows the posteriors when $(\chi_1, \chi_2) = (1.1, 1.1)$ are injected. Similar to Fig. 2, we see biases in estimation of mass and spin parameters due to the spin prior range. Posteriors of all spin parameters concentrate on the positive prior bound for $|\chi_{1,2}| \leq 1$ prior. For $q = 0.1$, χ_2 is undetermined for $|\chi_{1,2}| \leq 1.5$ prior, while it is constrained to be positive for $q = 0.5$. From Fig. 7, which shows the posteriors when $(\chi_1, \chi_2) = (1.1, -1.1)$ are injected, there is almost no bias in estimation of mass and spin parameters. The secondary spin χ_2 is undetermined for both spin prior cases. The posteriors obtained from $(\chi_1, \chi_2) = (0.1, 1.1)$ and $(\chi_1, \chi_2) = (0.1, -1.1)$ injections are shown in Figs. 8 and 9, respectively. Again we do not see much biases in estimation of mass and spin parameters due to the spin prior range from these figures.

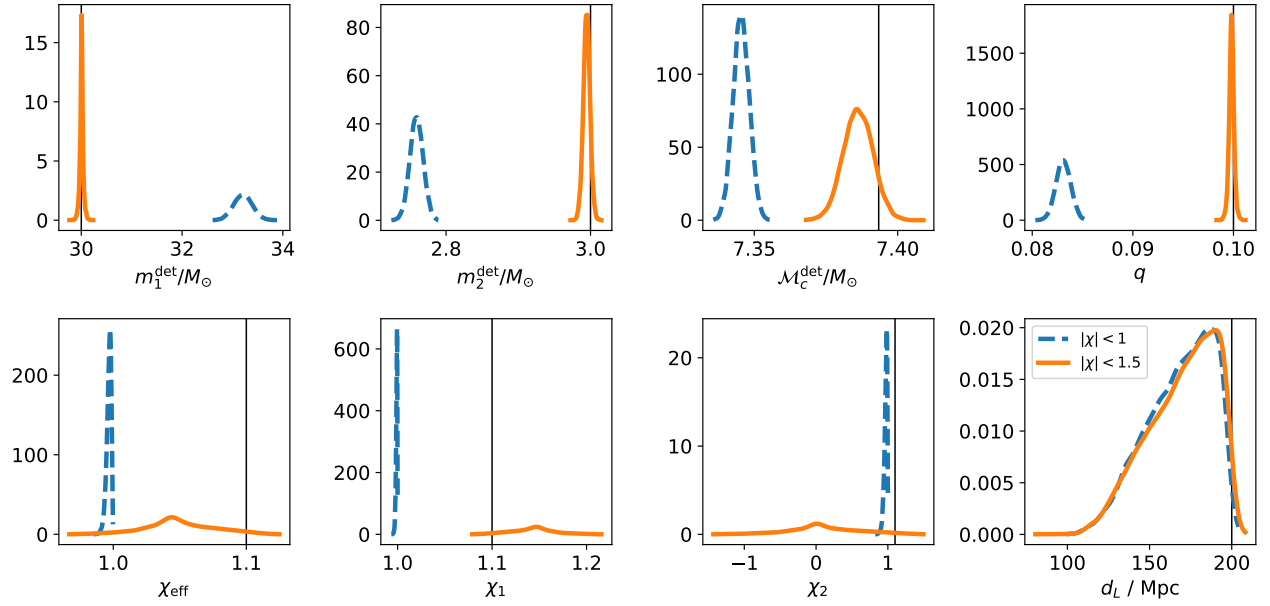


FIG. 2. Posterior distributions for mass parameters, spin parameters and the luminosity distance. Injected values are $(m_1, m_2, \chi_1, \chi_2) = (30M_\odot, 3M_\odot, 1.1, 1.1)$. Blue and orange curves correspond to the cases when the spin prior is $|\chi_{1,2}| \leq 1$ and $|\chi| \leq 1.5$, respectively. The vertical lines correspond to the injected values.

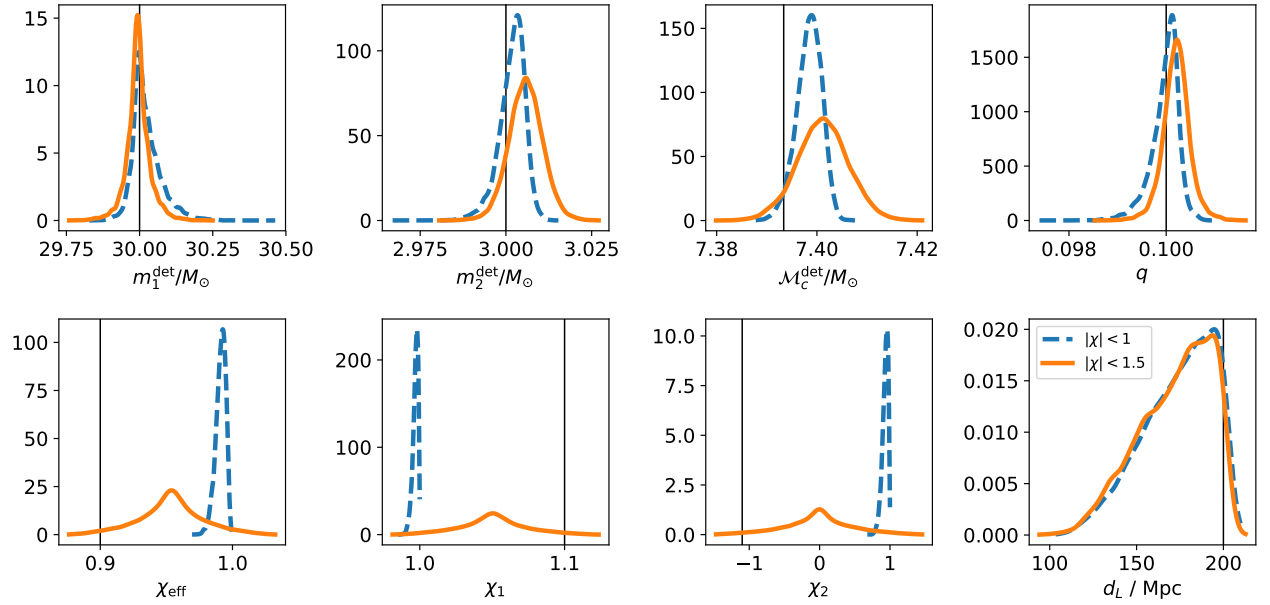


FIG. 3. Same as Fig. 2, but for the injection with $(m_1, m_2, \chi_1, \chi_2) = (30M_\odot, 3M_\odot, 1.1, -1.1)$.

The secondary spin is undetermined for both priors for these cases. For $\chi_{\text{eff}} > 0$ injection, χ_{eff} and χ_1 are estimated as positive values, which can be seen in Figs. 6 – 8. On the other hand, for $\chi_{\text{eff}} < 0$ injection, the posterior of χ_1 mainly distributed in negative values even a positive value is injected as shown in Fig. 9. Similar to the $q = 0.1$ case, χ_{eff} tends to underestimate (overestimate)

the injected value for $\chi_2 > 0$ ($\chi_2 < 0$).

Like the $q = 0.1$ case, we do not see much difference in SNR between two spin priors. Even for the most significant bias case, $(\chi_1, \chi_2) = (1.1, 1.1)$ injection, SNR is ~ 74 and ~ 73 for $|\chi_{1,2}| \leq 1.5$ prior and $|\chi_{1,2}| \leq 1$ prior, respectively.

The 90% symmetric credible regions of spin param-

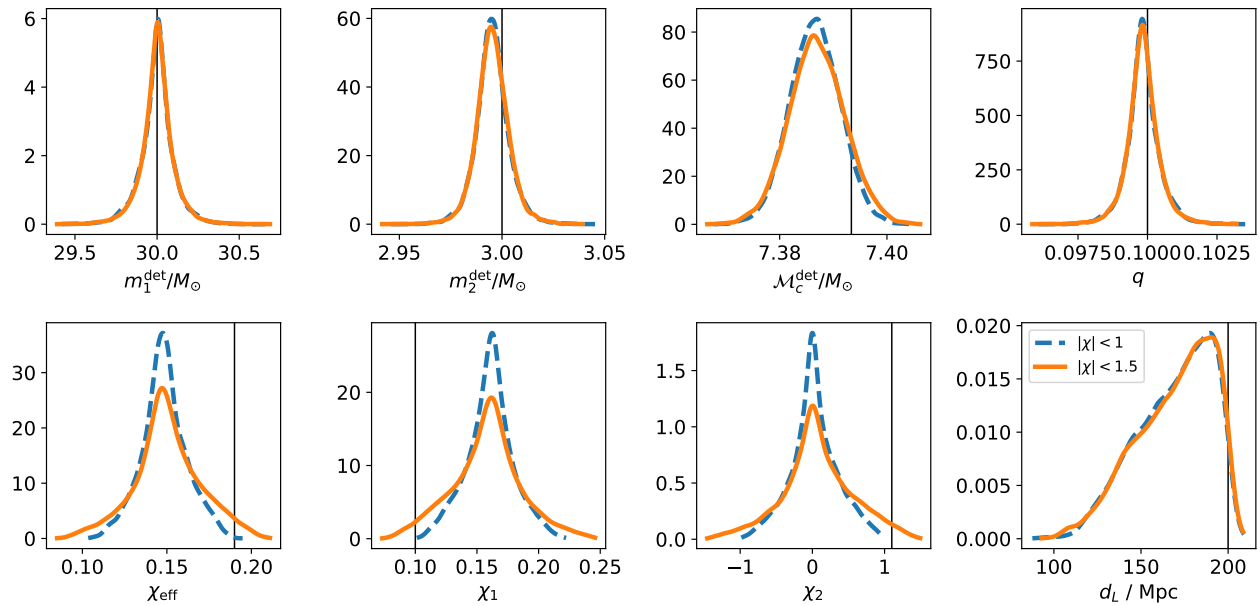


FIG. 4. Same as Fig. 2, but for the injection with $(m_1, m_2, \chi_1, \chi_2) = (30M_\odot, 3M_\odot, 0.1, 1.1)$.

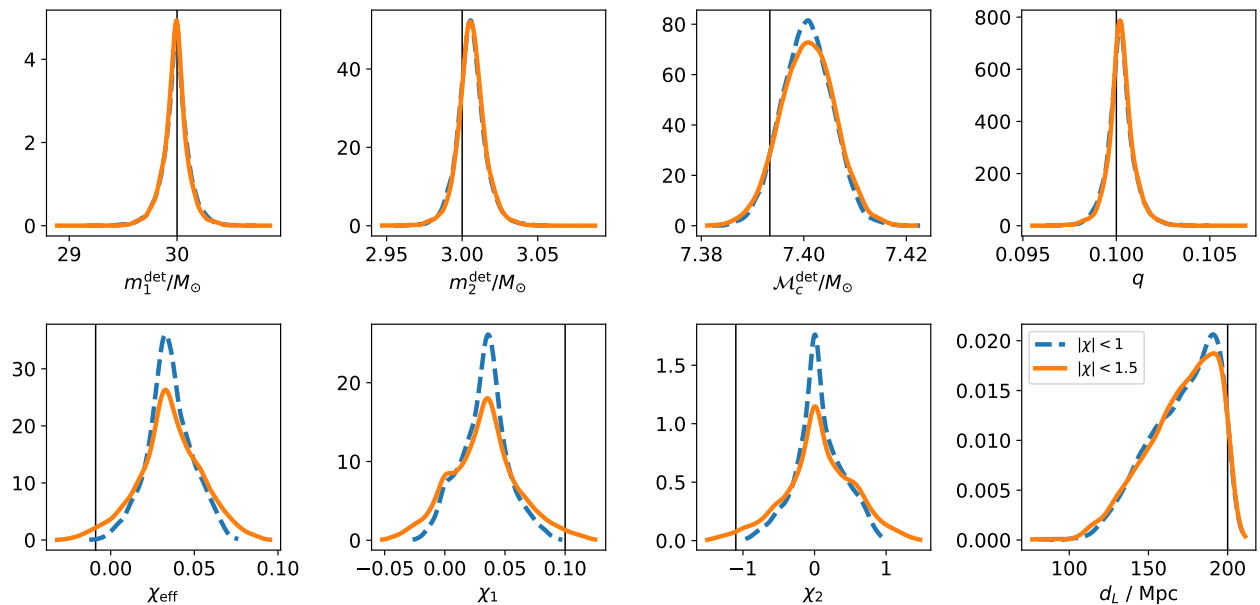


FIG. 5. Same as Fig. 2, but for the injection with $(m_1, m_2, \chi_1, \chi_2) = (30M_\odot, 3M_\odot, 0.1, -1.1)$.

ters for the $|\chi_{1,2}| \leq 1.5$ prior and values of those parameters that give the maximum likelihood are also summarized in Table I. We can see that the 90% regions of all spin parameters include the injected values for the both aligned case. A small bias in the estimations for the $(\chi_1, \chi_2) = (1.1, -1.1)$ injection case might be caused by the prior since the values at the maximum likelihood are close to the injected values. A bias also seen in the estimations for the $(\chi_1, \chi_2) = (0.1, -1.1)$ injection case

might be caused by the abrupt cutoff of the TaylorF2 waveform. The values at the maximum likelihood deviate from the injected ones in this case.

In summary for this subsection, estimation of spin and mass parameters are biased for $|\chi_{1,2}| \leq 1$ prior when $\chi_1 = \chi_2 = 1.1$ are injected. In this case, posteriors

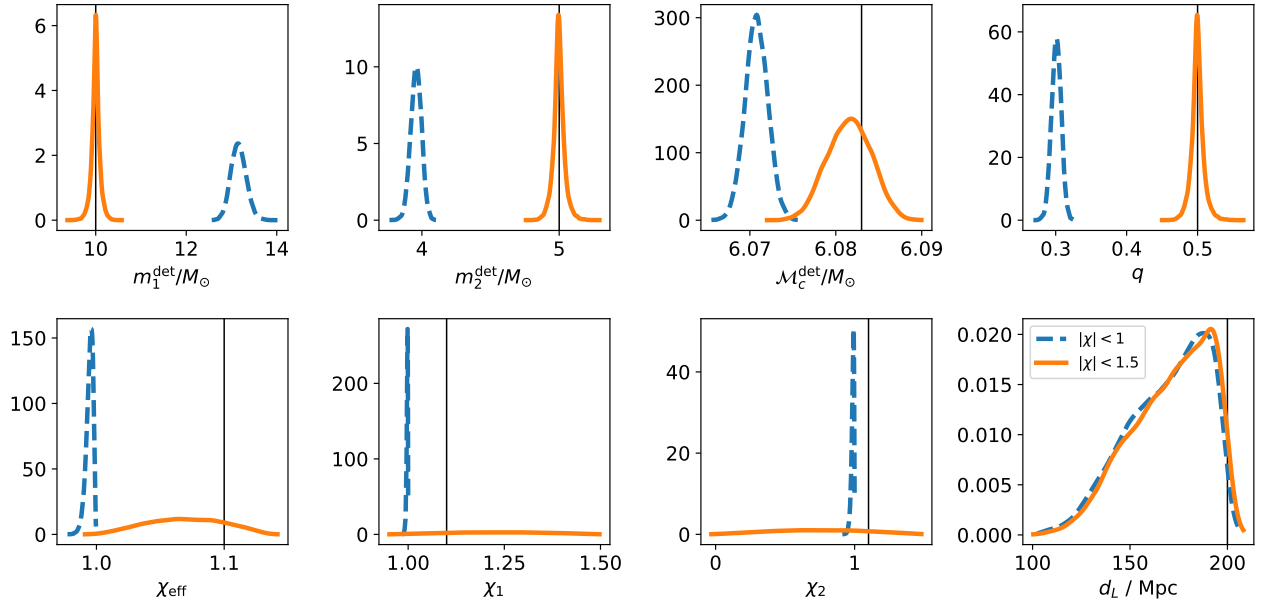


FIG. 6. Same as Fig. 2, but for $(m_1, m_2, \chi_1, \chi_2) = (10M_\odot, 5M_\odot, 1.1, 1.1)$.

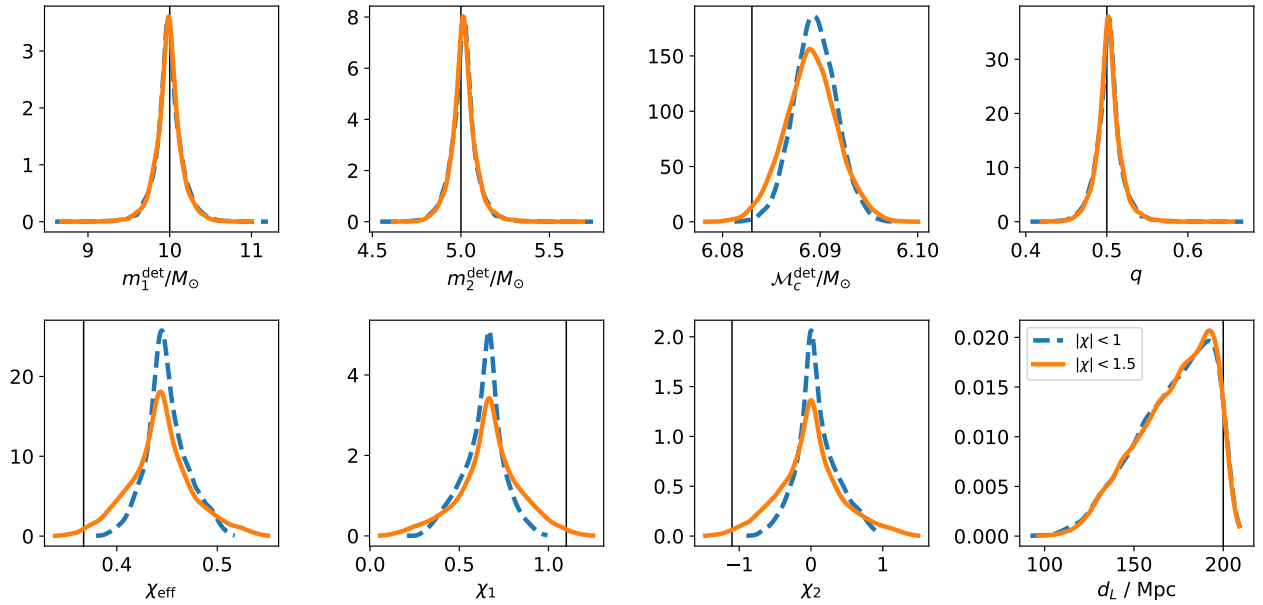


FIG. 7. Same as Fig. 2, but for $(m_1, m_2, \chi_1, \chi_2) = (10M_\odot, 5M_\odot, 1.1, -1.1)$.

of all spin parameters concentrate on the positive prior bound for $|\chi_{1,2}| \leq 1$ prior. This suggests that such behavior of the spin posteriors can be the first clue of the detection of superspinars. On the other hand, the bias due to $|\chi_{1,2}| \leq 1$ prior becomes smaller for small χ_{eff} injections. We will discuss the bias in estimated mass and spin parameters in the next subsection. We also observe that SNR does not show much difference with respect to the different spin prior range, that is, SNR cannot be a

good indicator to decide which prior range is appropriate. This topic will be addressed in Sec. IV C.

B. Discussions of biases in mass and spin parameters

In this subsection, we discuss the biases in estimated mass and spin parameters caused by the limited spin prior range. First, we consider whether the bias in mass

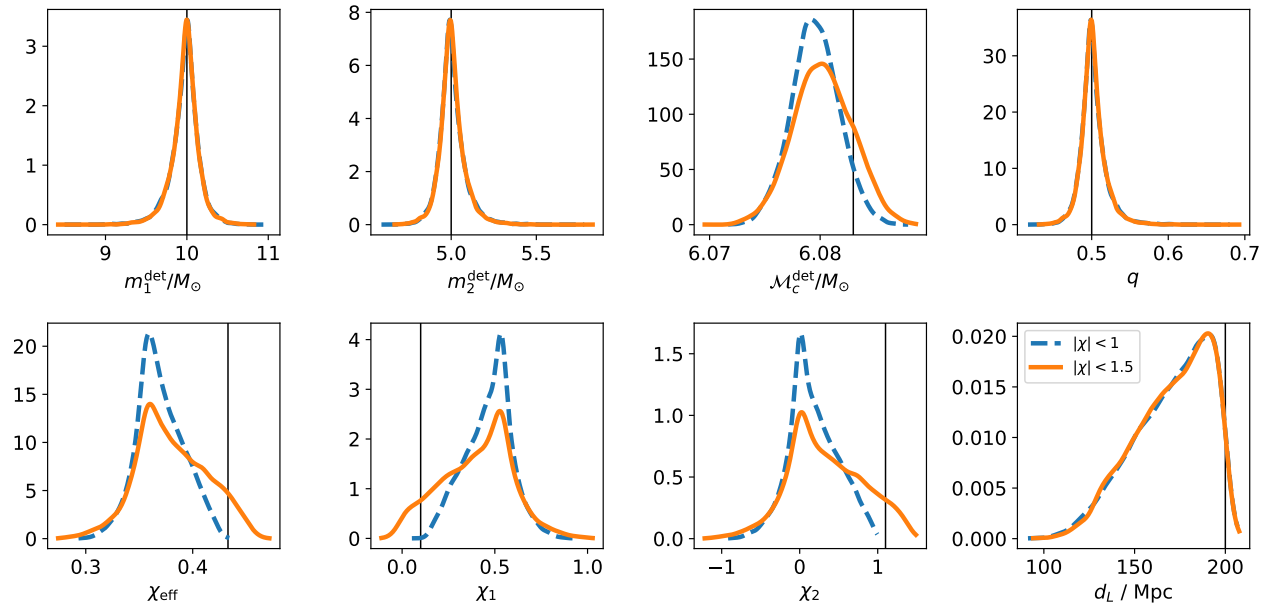


FIG. 8. Same as Fig. 2, but for the injection with $(m_1, m_2, \chi_1, \chi_2) = (10M_\odot, 5M_\odot, 0.1, 1.1)$.

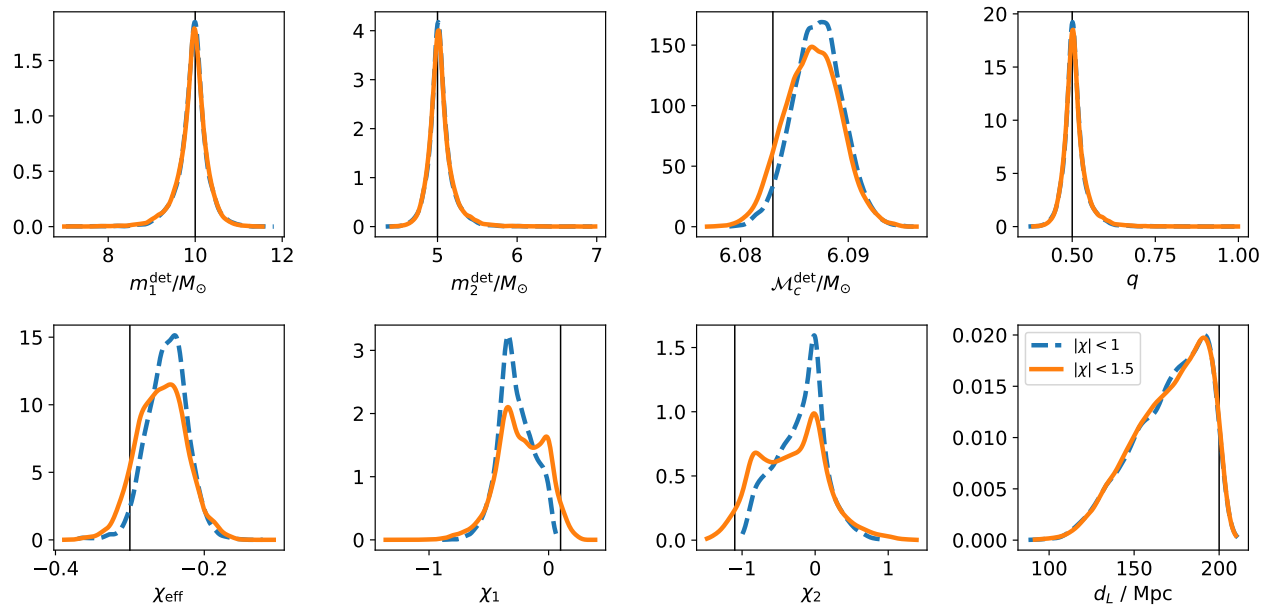


FIG. 9. Same as Fig. 2, but for the injection with $(m_1, m_2, \chi_1, \chi_2) = (10M_\odot, 5M_\odot, 0.1, -1.1)$.

and spin parameters for $\chi_1 = \chi_2 = 1.1$ injection, as shown in Fig. 2, can be explained by a degeneracy between mass and spin parameters. Several studies show that there is a degeneracy between the mass ratio and the effective spin for the inspiral dominant waveform [15, 47–49]. In Fig. 10, we compare two-dimensional posterior distributions of $(q, \chi_{\text{eff}}, \mathcal{M}_c^{\text{det}})$ for the injected values $(m_1, m_2, \chi_1, \chi_2) = (30M_\odot, 3M_\odot, 1.1, 1.1)$. Although our study only use the inspiral waveform, we

do not see a degeneracy between q and χ_{eff} in both prior cases. For the $|\chi| \leq 1.5$ prior case, we see a positive correlation between $\mathcal{M}_c^{\text{det}}$ and χ_{eff} . However, it seems to be difficult to explain the bias in the results for the $|\chi| \leq 1$ prior case from the correlation in $\mathcal{M}_c^{\text{det}}$ and χ_{eff} for $|\chi| \leq 1.5$.

Next, we discuss the bias in estimated spin parameters for $(m_1, m_2, \chi_1, \chi_2) = (30M_\odot, 3M_\odot, 1.1, -1.1)$ injection.

TABLE I. The symmetric 90% credible regions of $(\chi_{\text{eff}}, \chi_1, \chi_2)$ for the spin prior $|\chi_{1,2}| \leq 1.5$. Values of spin parameters that give the maximum likelihood is also shown.

Injected parameters			90% symmetric credible regions			Maximum likelihood		
(m_1, m_2)	χ_{eff}	(χ_1, χ_2)	χ_{eff}	χ_1	χ_2	χ_{eff}	χ_1	χ_2
$(30M_\odot, 3M_\odot)$	1.1	(1.1, 1.1)	(1.01, 1.09)	(1.10, 1.18)	(-0.72, 1.00)	1.09	1.11	0.85
	0.9	(1.1, -1.1)	(0.91, 0.99)	(1.01, 1.09)	(-0.86, 0.82)	0.95	1.06	-0.18
	0.19	(0.1, 1.1)	(0.12, 0.19)	(0.11, 0.21)	(-0.77, 0.95)	0.14	0.17	-0.15
	-0.01	(0.1, -1.1)	(0.00, 0.07)	(-0.01, 0.08)	(-0.80, 0.87)	0.02	0.05	-0.25
$(10M_\odot, 5M_\odot)$	1.1	(1.1, 1.1)	(1.02, 1.12)	(1.03, 1.43)	(0.2, 1.28)	1.12	1.03	1.28
	0.37	(1.1, -1.1)	(0.39, 0.50)	(0.35, 0.97)	(-0.76, 0.79)	0.38	1.03	-0.91
	0.43	(0.1, 1.1)	(0.33, 0.44)	(0.06, 0.69)	(-0.39, 1.18)	0.42	0.16	0.94
	-0.3	(0.1, -1.1)	(-0.31, -0.21)	(-0.55, 0.08)	(-1.04, 0.43)	-0.25	-0.29	-0.15

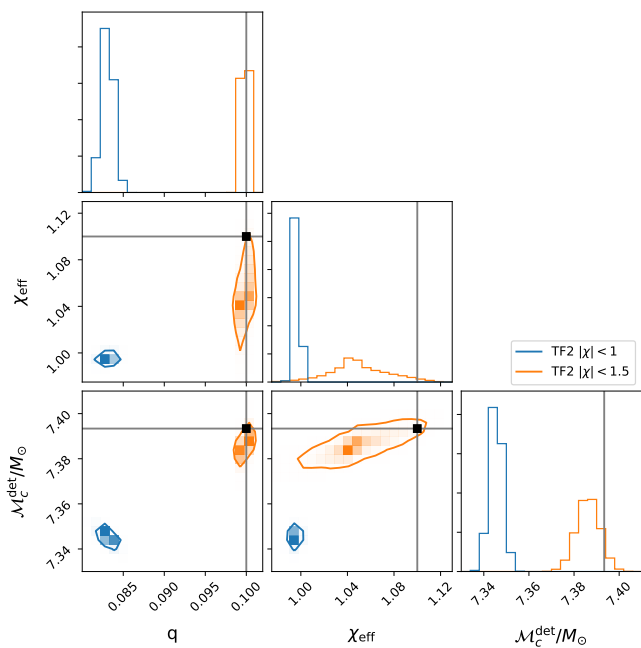


FIG. 10. Comparison of two-dimensional posterior distributions of $(q, \chi_{\text{eff}}, \mathcal{M}_c^{\text{det}})$ for the injected values $(m_1, m_2, \chi_1, \chi_2) = (30M_\odot, 3M_\odot, 1.1, 1.1)$. Blue and orange contours show 90% credible regions of corresponding parameters for BH and SS priors, respectively. Injected values are shown by black lines and squares.

tion as shown in Fig. 3. In this case, χ_2 is estimated as $\chi_2 \approx 1$ for the $|\chi| \leq 1$ prior, even though $\chi_2 = -1.1$ is injected. Figure 11 shows the two-dimensional posterior distributions of three spin parameters $(\chi_{\text{eff}}, \chi_1, \chi_2)$ for $(m_1, m_2, \chi_1, \chi_2) = (30M_\odot, 3M_\odot, 1.1, -1.1)$ injection. For the $|\chi| \leq 1.5$ prior, a negative correlation can be seen between χ_1 and χ_2 . Due to this correlation, when χ_1 is restricted to $\chi_1 \leq 1$, the allowed region for χ_2 becomes $\chi_2 \approx 1$ even though the negative χ_2 is injected.

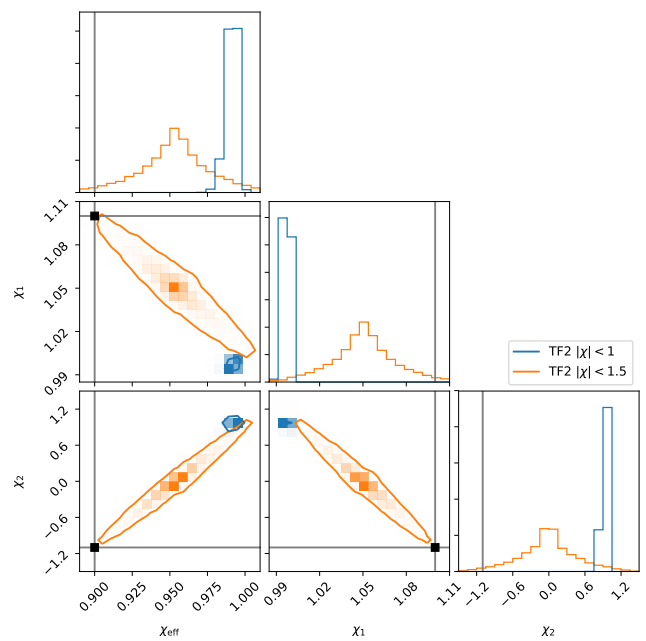


FIG. 11. Comparison of two-dimensional posterior distributions of $(\chi_{\text{eff}}, \chi_1, \chi_2)$ for the injected values $(m_1, m_2, \chi_1, \chi_2) = (30M_\odot, 3M_\odot, 1.1, -1.1)$. Blue and orange contours show 90% credible regions of corresponding parameters for BH and SS priors, respectively. Injected values are shown by black lines and squares.

C. Model selection for the injection studies

In this subsection, we evaluate which spin prior is favored by model selection, in which the evidence from each prior is compared. The ratio of the evidences is called Bayes factor. Here, we compare the evidences for two prior assumptions SS and BH, where the Bayes factor is expressed as $\text{BF}_{\text{BH}}^{\text{SS}} = Z^{\text{SS}}/Z^{\text{BH}}$. Logarithmic Bayes factor of 2 is a threshold to claim the decisive evidence of the hypothesis of the numerator [50]. We

show $\log_{10} \text{BF}_{\text{BH}}^{\text{SS}}$ for each injection in Fig. 12, where left and right panels show the injections for $q = 0.1$ and 0.5 , respectively. From the left panel of the figure, the SS assumption is strongly favored for $\chi_1 = 1.1$ injections, while no strong preference of the SS assumption for $\chi_1 = 0.1$ injections is shown although χ_2 is a superspinner. This means that we can claim the existence of a superspinner if the primary is a superspinner, while it is difficult to claim so if just the secondary is a superspinner. The minimum value of $\log_{10} \text{BF}_{\text{BH}}^{\text{SS}}$ is -0.323 when $(\chi_1, \chi_2) = (0.1, -1.1)$ are injected. From the right panel of the figure, for $q = 0.5$, the SS assumption is strongly favored for $\chi_1 = 1.1$ and $\chi_2 > 0$ injections. When $\chi_2 = -1.1$ is injected, there is no preference for the SS assumption if $\chi_1 < 1.0$ is injected. The result implies that for the moderate asymmetric mass ratio case, strong evidence of the SS assumption can be obtained when $\chi_1 = 1.1$ and $\chi_2 > 0$ are injected. For $q = 0.5$, the minimum value of $\log_{10} \text{BF}_{\text{BH}}^{\text{SS}}$ is -0.685 when $(\chi_1, \chi_2) = (0.8, -1.1)$ are injected. We should note that the larger prior range or volume tends to give smaller evidence because of an Occam factor [22].

D. Parameter estimation on black hole binary events

We finally analyze two black hole binary events GW170608 and GW190814 with the extended spin prior using TaylorF2 waveform. The inspiral SNRs are ~ 15 and ~ 22 for GW170608 and GW190814, respectively [32]. The precession effect of GW190814 is well constrained to be small [31]. We use the public data and PSDs for the analysis [51, 52].

As a comparison, we also analyze the events with the IMRPhenomD waveform model, which is a frequency-domain aligned spin model including merger and ring-down parts as well [26, 53].

For the TaylorF2 waveform, we cutoff the waveform at $f_{\text{high}} = 180$ Hz and $f_{\text{high}} = 140$ Hz for GW170608 and GW190814, respectively, which roughly correspond to the boundary of the inspiral and the post inspiral parts for the corresponding event in the IMRPhenomD waveform model [32]. The lower cutoff frequency is $f_{\text{low}} = 20$ Hz for GW170608. For GW190814, we set $f_{\text{low}} = 20$ Hz for Handford and Virgo, and $f_{\text{low}} = 30$ Hz for Livingston, following the analysis by LIGO and Virgo collaborations (LVC) [31]. For the IMRPhenomD waveform model, we choose $f_{\text{high}} = 700$ Hz and $f_{\text{high}} = 500$ Hz for GW170608 and GW190814, respectively, so that the post-inspiral part is also included. We apply SS and BH priors for the TaylorF2 model and the BH prior for the IMRPhenomD model.

The posterior distributions of mass parameters in the detector frame, spin parameters and the luminosity distance are shown in Figs. 13 and 14 for GW170608 and GW190814, respectively. From Fig. 13, the posterior distributions of our results are consistent with the LVC results. Since we do not see much differences by compar-

ing the results of IMRPhenomD and TaylorF2 (BH), we can assume that the posteriors of this event is well recovered by the inspiral only waveform. From the results of TaylorF2 (BH) and TaylorF2 (SS), again we do not see much differences in both posteriors, only the tails of the posteriors of χ_1 and χ_2 extend to $|\chi| > 1$ for SS prior due to the wider spin prior range. The posteriors of χ_1 and χ_2 almost represent the priors of those, although χ_{eff} is well constrained to the positive and small value. Logarithmic signal-to-noise Bayes factors for IMRPhenomD, TaylorF2 (BH) and TaylorF2 (SS) are 87.58, 78.53 and 78.07, respectively.

For GW190814 in Fig. 14, similar to GW170608, the posterior distributions of our results are consistent with the LVC results. The larger statistical error arises from the lack of precession effects and the higher multipole modes in the waveform model in our study [31]. Similar to GW170608 results, we do not see much differences in IMRPhenomD and TaylorF2 (BH), which implies the results can be recovered by the inspiral part. By comparing TaylorF2 (BH) and TaylorF2 (SS), we do not see much difference in posterior distributions. For χ_{eff} and χ_1 , the positive values are restricted to be small while the posterior tails extend to the negative value $\chi < -1$. These tails might be caused by the lack of higher order modes or precession effect, since the tails do not exist in the LVC results. For the secondary spin, the posterior represents the prior distribution, that is, we are not able to get any meaningful information.

Logarithmic signal-to-noise Bayes factors for IMRPhenomD, TaylorF2 (BH) and TaylorF2 (SS) are 208.3, 207.1 and 207.0, respectively.

The 90% symmetric credible regions of mass and spin parameters as well as the luminosity distance are summarized in Table II for TaylorF2 with the spin prior $|\chi_{1,2}| \leq 1.5$. For GW170608, χ_{eff} and χ_1 are constrained to be smaller than $|\chi| < 0.5$ even for the spin prior $|\chi_{1,2}| \leq 1.5$. For GW190814, the positive bounds of these parameters are restricted to be smaller than $\chi = 0.12$, while the negative bounds are not tightly constrained. For both events, χ_2 has a large statistical error, which does not give a meaningful constraint.

V. SUMMARY AND CONCLUSION

We have analyzed inspiral gravitational waveforms from compact binaries, in which at least one component of the binary has $|\chi| > 1$. We apply two spin priors, $|\chi_{1,2}| \leq 1$ and $|\chi_{1,2}| \leq 1.5$, and investigate whether and how parameter estimation is affected by the spin

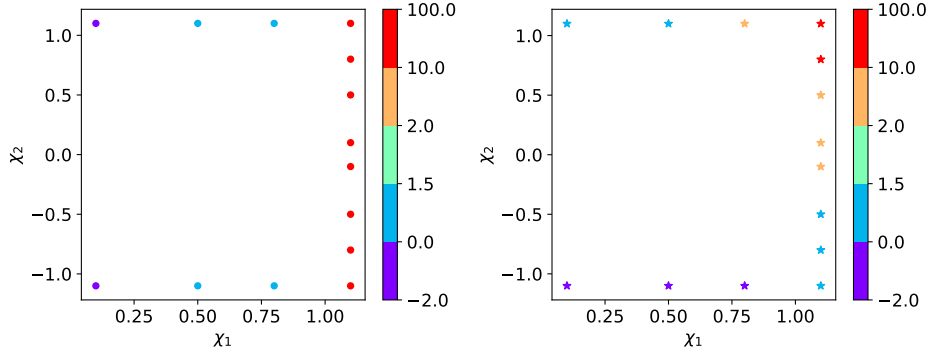


FIG. 12. \log_{10} Bayes factor against χ_1 and χ_2 . Color bar shows the value of $\log_{10}(\text{BF}_{\text{BH}}^{\text{SS}})$, where SS denotes the case of spin prior ($|\chi| \leq 1.5$) and BH denotes the spin prior ($|\chi| \leq 1$). Left and right panels show the cases when $(m_1, m_2) = (30M_\odot, 3M_\odot)$ and $(m_1, m_2) = (10M_\odot, 5M_\odot)$, respectively.

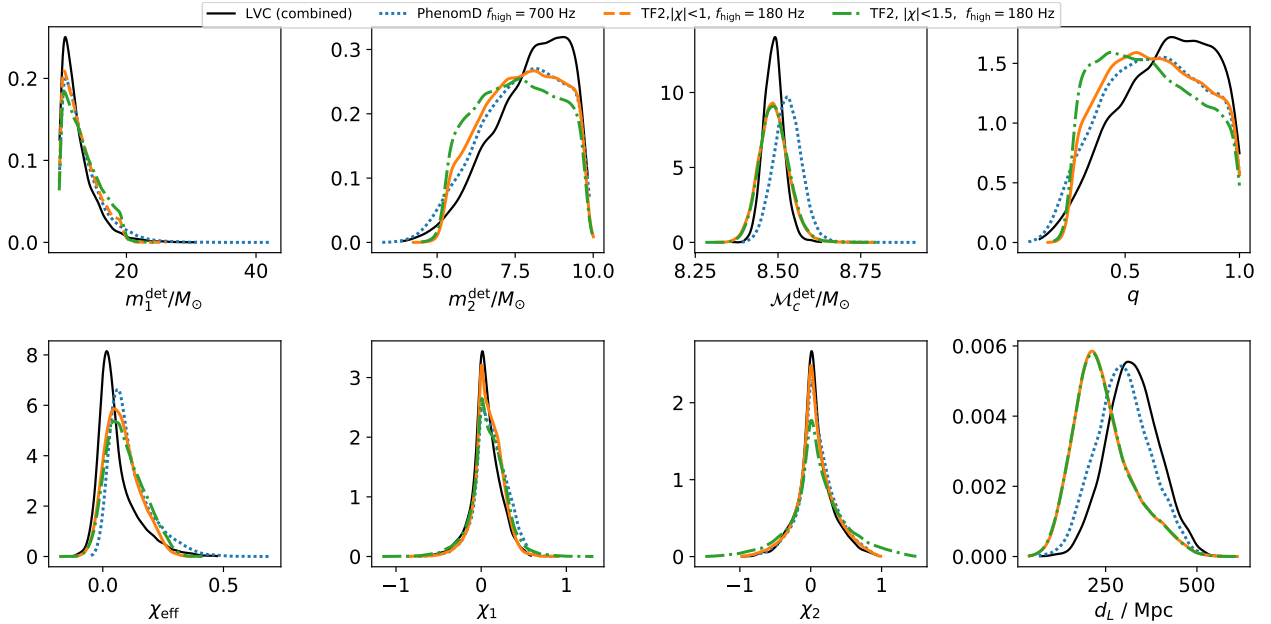


FIG. 13. The posterior distributions of mass parameters in the detector frame, spin parameters, and the luminosity distance d_L for GW170608. Blue, orange, and green curves correspond to IMRPhenomD ($f_{\text{high}} = 700\text{Hz}$), TaylorF2 (BH), and TaylorF2 (SS). Black curve is a posterior distribution from LVC public posterior samples, which is a combined one from the results of two waveform models (SEOBNRv3 and IMRPhenomPv2).

prior $|\chi_{1,2}| \leq 1$. We have found that when the primary is a superspinner, both mass and spin parameters are biased in parameter estimation due to the spin prior $|\chi_{1,2}| \leq 1$. All spin posteriors concentrate against the positive bound for this case. We do not see a degeneracy between mass and spin parameters that can explain the bias in mass parameters due to the prior $|\chi_{1,2}| \leq 1$. The results from the prior $|\chi_{1,2}| \leq 1.5$ shows a strong evidence compared to those from the prior $|\chi_{1,2}| \leq 1$.

On the other hand, when the primary is a black hole, we do not see much bias in parameter estimation due to the limited spin prior range, even though the secondary is a superspinner. We also obtain a weak support

for $|\chi_{1,2}| \leq 1.5$ prior for this case.

We conclude that the extension of the spin prior range is necessary for accurate parameter estimation if binaries with $\chi_{\text{eff}} \approx 1$ are found, while it is difficult to identify superspinners if they are only the secondary objects. Nevertheless, we may assume the objects as superspinners even when the spin prior is limited, if we see the spin posteriors are concentrating on the positive bound of the prior range as shown in Fig. 2.

We also apply the analysis to black hole binary merger events GW170608 and GW190814, which have long and loud inspiral signals. We do not see any preference of superspinners from the model selection for both events.

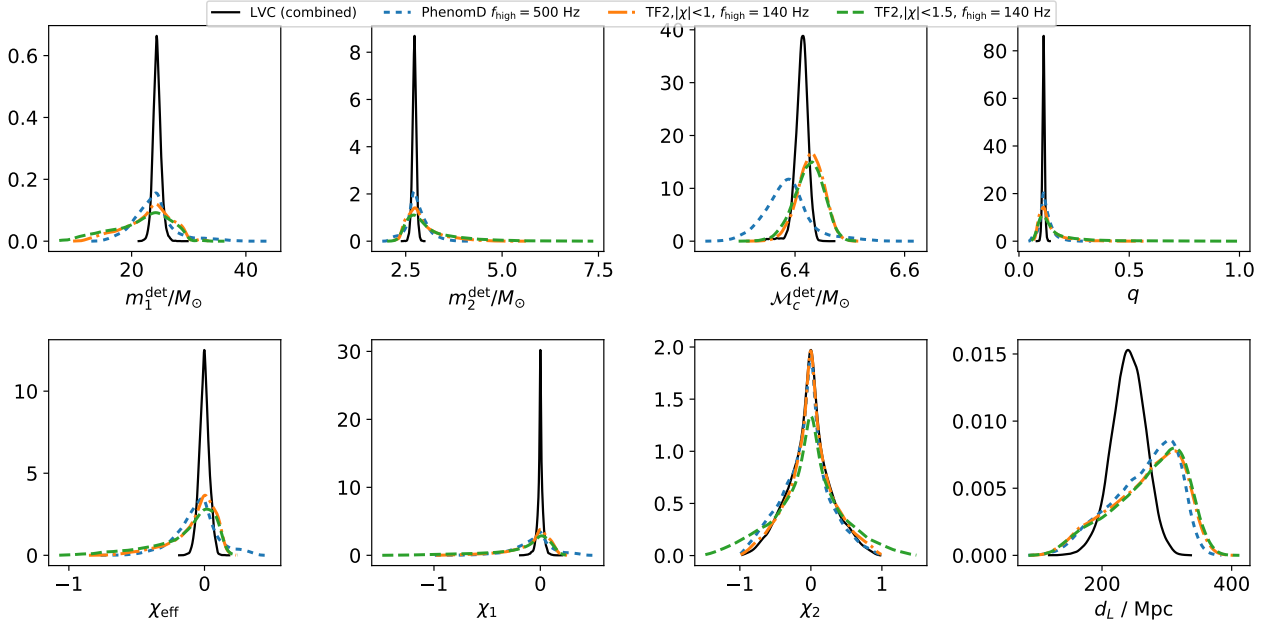


FIG. 14. Same as Fig. 13 but for GW190814. Blue, orange, and green curves correspond to IMRPhenomD ($f_{\text{high}} = 500\text{Hz}$), TaylorF2 (BH), and TaylorF2 (SS). Black curve is a posterior distribution from LVC public posterior samples, which is a combined one from the results of two waveform models (SEOBNRv4PHM and IMRPhenomPv3HM).

TABLE II. The symmetric 90% credible regions of $(m_1, m_2, \mathcal{M}_c, q, \chi_{\text{eff}}, \chi_1, \chi_2, d_L)$ for TaylorF2 with the spin prior $|\chi| \leq 1.5$.

Event	m_1/M_\odot	m_2/M_\odot	$\mathcal{M}_c^{\text{det}}/M_\odot$	q	χ_{eff}	χ_1	χ_2	d_L/Mpc
GW170608	(10, 18)	(5.5, 9.5)	(8.42, 8.57)	(0.30, 0.95)	(-0.01, 0.24)	(-0.25, 0.42)	(-0.56, 0.82)	(131, 402)
GW190814	(12, 29)	(2.5, 4.6)	(6.38, 6.47)	(0.09, 0.38)	(-0.64, 0.11)	(-0.82, 0.12)	(-0.89, 0.79)	(166, 345)

Since the TaylorF2 model becomes inappropriate in the late inspiral, improvements in the waveform model valid in $|\chi| > 1$ are needed for more accurate parameter estimation for superspinars.

In this study, we have assumed that we have detected superspinar binaries as black hole binaries in advance. However, the template bank used for binary black holes search [19] should be different from that for highly spinning binaries such as $\chi_{\text{eff}} > 1$, it is important to reconstruct a template bank to detect superspinars. As a future work, we will search for superspinar binaries with $\chi_{\text{eff}} > 1$.

ACKNOWLEDGMENTS

We would like to thank Soichiro Morisaki, Kyohei Kawaguchi, and Hideyuki Tagoshi for fruitful discussions. We would also like to thank Takahiro Tanaka for reviewing the manuscript. This research has made use of data, software, and web tools obtained from the Gravitational Wave Open Science Center (<https://www.gwopenscience.org>), a service of LIGO Laboratory, the LIGO Scientific Collaboration and the Virgo Collabora-

tion. LIGO is funded by the U. S. National Science Foundation. Virgo is funded by the French Centre National de la Recherche Scientifique (CNRS), the Italian Istituto Nazionale di Fisica Nucleare (INFN), and the Dutch Nikhef, with contributions by Polish and Hungarian institutes. This research has also made use of Computing Infrastructure ORION in Osaka City University. This work is supported by JSPS KAKENHI Grant Number JP17H06361 and JP21K03548.

Appendix A: Effect of abrupt cutoff of the TaylorF2 waveform model

In this appendix, we discuss whether the abrupt cutoff of the TaylorF2 waveform model can affect the analysis given in the main text. To investigate the effect, we compare the results of parameter estimation for three different f_{high} . Figure 15 shows the posterior distributions for the injected value of $(m_1, m_2, \chi_1, \chi_2) = (30M_\odot, 3M_\odot, 1.1, 1.1)$ with the spin prior $|\chi| \leq 1.5$ and 90% symmetric credible regions are summarized in Table III. The injected waveform terminates at $\sim 133\text{Hz}$. For the mass parameters, χ_{eff} , and χ_1 , statistical errors

are large for $f_{\text{high}} < 133$ Hz, while χ_2 and d_L do not show any difference due to different f_{high} . We can see that \mathcal{M}_c and χ_{eff} for $f_{\text{high}} = 400$ Hz have the smallest statistical errors compared to other f_{high} but peaks slightly deviate from the injected values. These systematic biases might be caused from the abrupt cutoff of the waveform.

On the other hand, the posteriors of TaylorF2 show a consistency with those of IMRPhenomD for the real event analyses as shown in Sec. IV.C. Furthermore, the

consistency of posteriors of the chirp mass between the TaylorF2 and a time domain inspiral-merger-ringdown waveform models is shown in Ref. [54] for GW151226 and GW170608.

-
- [1] B. Carter, Phys. Rev. Lett. **26**, 331-333 (1971).
- [2] E. G. Gimon and P. Horava, Phys. Lett. B **672**, 299-302 (2009).
- [3] M. Patil, T. Harada, K. i. Nakao, P. S. Joshi and M. Kimura, Phys. Rev. D **93**, no.10, 104015 (2016).
- [4] V. Cardoso, P. Pani, M. Cadoni and M. Cavaglia, Class. Quant. Grav. **25**, 195010 (2008).
- [5] P. Pani, E. Barausse, E. Berti and V. Cardoso, Phys. Rev. D **82**, 044009 (2010).
- [6] K. i. Nakao, P. S. Joshi, J. Q. Guo, P. Kocherlakota, H. Tagoshi, T. Harada, M. Patil and A. Krolak, Phys. Lett. B **780**, 410-413 (2018).
- [7] R. Roy, P. Kocherlakota and P. S. Joshi, [arXiv:1911.06169 [gr-qc]].
- [8] J. L. Friedman and B. F. Schutz, Astrophys. J. **222**, 281 (1978).
- [9] J. L. Friedman, Commun. Math. Phys. **62**, no.3, 247-278 (1978).
- [10] E. Maggio, V. Cardoso, S. R. Dolan and P. Pani, Phys. Rev. D **99**, no.6, 064007 (2019).
- [11] B. P. Abbott *et al.* [LIGO Scientific and Virgo], Phys. Rev. Lett. **116**, no.24, 241102 (2016).
- [12] B. P. Abbott *et al.* [LIGO Scientific and VIRGO], Phys. Rev. Lett. **118**, no.22, 221101 (2017) [erratum: Phys. Rev. Lett. **121**, no.12, 129901 (2018)].
- [13] B. P. Abbott *et al.* [LIGO Scientific and Virgo], Phys. Rev. Lett. **119**, no.14, 141101 (2017).
- [14] B. P. Abbott *et al.* [LIGO Scientific and Virgo], Astrophys. J. **851**, no.2, L35 (2017).
- [15] B. P. Abbott *et al.* [LIGO Scientific and Virgo Collaborations], Phys. Rev. X **9**, 031040 (2019).
- [16] R. Abbott *et al.* [LIGO Scientific and Virgo], Phys. Rev. D **102**, no.4, 043015 (2020).
- [17] R. Abbott *et al.* [LIGO Scientific and Virgo], Phys. Rev. Lett. **125**, no.10, 101102 (2020).
- [18] R. Abbott *et al.* [LIGO Scientific and Virgo], Astrophys. J. Lett. **900**, L13 (2020).
- [19] R. Abbott *et al.* [LIGO Scientific and Virgo], [arXiv:2010.14527 [gr-qc]].
- [20] S. Biscoveanu, M. Isi, S. Vitale and V. Varma, [arXiv:2007.09156 [astro-ph.HE]].
- [21] I. Mandel and T. Fragos, Astrophys. J. Lett. **895**, no.2, L28 (2020).
- [22] M. Zevin, C. P. L. Berry, S. Coughlin, K. Chatziioannou and S. Vitale, Astrophys. J. Lett. **899**, no.1, L17 (2020).
- [23] S. V. Dhurandhar and B. S. Sathyaprakash, Phys. Rev. D **49**, 1707-1722 (1994).
- [24] A. Buonanno, B. Iyer, E. Ochsner, Y. Pan and B. S. Sathyaprakash, Phys. Rev. D **80**, 084043 (2009).
- [25] L. Blanchet, Living Rev. Rel. **17**, 2 (2014).
- [26] S. Khan, S. Husa, M. Hannam, F. Ohme, M. Pürrer, X. Jiménez Forteza and A. Bohé, Phys. Rev. D **93**, no.4, 044007 (2016).
- [27] C. Van Den Broeck and A. S. Sengupta, Class. Quant. Grav. **24**, 1089-1114 (2007).
- [28] M. Wade, J. D. E. Creighton, E. Ochsner and A. B. Nielsen, Phys. Rev. D **88**, no.8, 083002 (2013).
- [29] G. A. Piovano, A. Maselli and P. Pani, [arXiv:2003.08448 [gr-qc]].
- [30] G. A. Piovano, A. Maselli and P. Pani, [arXiv:2004.02654 [gr-qc]].
- [31] R. Abbott *et al.* [LIGO Scientific and Virgo], Astrophys. J. Lett. **896**, no.2, L44 (2020).
- [32] R. Abbott *et al.* [LIGO Scientific and Virgo], [arXiv:2010.14529 [gr-qc]].
- [33] C. Bambi, Mod. Phys. Lett. A **26**, 2453-2468 (2011).
- [34] J. M. Bardeen, W. H. Press and S. A. Teukolsky, Astrophys. J. **178**, 347 (1972).
- [35] C. Bambi and K. Freese, Phys. Rev. D **79**, 043002 (2009).
- [36] B. Zhou, A. Tripathi, A. B. Abdikamalov, D. Ayzenberg, C. Bambi, S. Nampalliwar and M. Zhou, Eur. Phys. J. C **80**, no.5, 400 (2020).
- [37] J. Veitch, V. Raymond, B. Farr, W. Farr, P. Graff, S. Vitale, B. Aylott, K. Blackburn, N. Christensen, M. Coughlin, W. Del Pozzo, F. Feroz, J. Gair, C. J. Haster, V. Kalogera, T. Littenberg, I. Mandel, R. O'Shaughnessy, M. Pitkin, C. Rodriguez, C. Röver, T. Sidery, R. Smith, M. Van Der Sluys, A. Vecchio, W. Vousden and L. Wade, Phys. Rev. D **91**, no.4, 042003 (2015).
- [38] LIGO Scientific Collaboration, *LIGO Algorithm Library - LALSuite*, Free Software (GPL), 2018; <https://doi.org/10.7935/GT1W-FZ16>.
- [39] J. Skilling, Bayesian Analysis **1**, 833 (2006).
- [40] J. Veitch and A. Vecchio, Phys. Rev. D **81**, 062003 (2010).
- [41] J. Lange, R. O'Shaughnessy and M. Rizzo, [arXiv:1805.10457 [gr-qc]].
- [42] J. Aasi *et al.* [LIGO Scientific], Class. Quant. Grav. **32**, 074001 (2015).
- [43] <https://dcc.ligo.org/public/0002/T0900288/003/AdvLIGO%20noise%20curves.pdf>
- [44] F. Acernese *et al.* [VIRGO], Class. Quant. Grav. **32**, no.2, 024001 (2015).
- [45] I. Mandel, C. P. L. Berry, F. Ohme, S. Fairhurst and W. M. Farr, Class. Quant. Grav. **31**, 155005 (2014).
- [46] P. Ajith, M. Hannam, S. Husa, Y. Chen, B. Bruegmann, N. Dorband, D. Muller, F. Ohme, D. Pollney and C. Reiss-

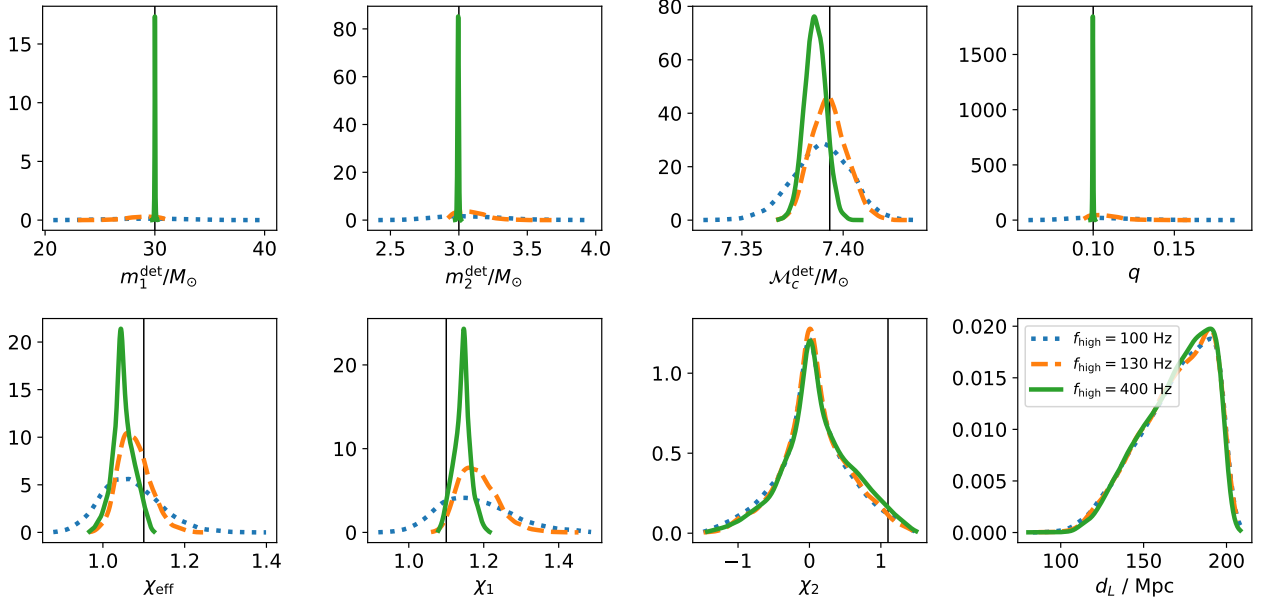


FIG. 15. The posterior distributions of mass parameters in the detector frame, spin parameters, and the luminosity distance d_L . Injected values are $(m_1, m_2, \chi_1, \chi_2) = (30M_\odot, 3M_\odot, 1.1, 1.1)$ with the spin prior $|\chi| \leq 1.5$. Blue, orange, and green curves corresponds to $f_{\text{high}} = 100$ Hz, 130 Hz and 400 Hz. The vertical lines correspond to the injected values.

TABLE III. The symmetric 90% credible regions with respect to different f_{high} for the spin prior $|\chi| \leq 1.5$.

f_{high}	m_1/M_\odot	m_2/M_\odot	$\mathcal{M}_c^{\text{det}}/M_\odot$	q	χ_{eff}	χ_1	χ_2	d_L / Mpc
100 Hz	(24.3, 34.3)	(2.71, 3.51)	(7.37, 7.41)	(0.08, 0.14)	(0.96, 1.20)	(1.04, 1.35)	(-0.81, 0.91)	(128, 198)
130 Hz	(26.4, 30.6)	(2.95, 3.30)	(7.38, 7.41)	(0.10, 0.12)	(1.02, 1.15)	(1.11, 1.28)	(-0.71, 0.91)	(130, 197)
400 Hz	(29.9, 30.6)	(2.99, 3.00)	(7.38, 7.39)	(0.10, 0.10)	(1.01, 1.09)	(1.10, 1.18)	(-0.72, 1.00)	(131, 197)
Injection	30	3	7.39	0.1	1.1	1.1	1.1	200

wig, *et al.* Phys. Rev. Lett. **106**, 241101 (2011).

[47] M. Pürrer, M. Hannam and F. Ohme, Phys. Rev. D **93**, no.8, 084042 (2016).

[48] K. Chatzioannou, G. Lovelace, M. Boyle, M. Giesler, D. A. Hemberger, R. Katebi, L. E. Kidder, H. P. Pfeiffer, M. A. Scheel and B. Szilágyi, Phys. Rev. D **98**, no.4, 044028 (2018).

[49] B. P. Abbott *et al.* [LIGO Scientific and Virgo], Phys. Rev. X **9**, no.1, 011001 (2019).

[50] H. Jeffreys, *The Theory of Probability*, (Oxford England, Ox-

ford 1961), 3rd edn..

[51] <https://www.gw-openscience.org/eventapi>

[52] <https://dcc.ligo.org/LIGO-P2000223/public>

[53] S. Husa, S. Khan, M. Hannam, M. Pürrer, F. Ohme, X. Jiménez Forteza and A. Bohé, Phys. Rev. D **93**, no.4, 044006 (2016).

[54] N. Sennett, R. Brito, A. Buonanno, V. Gorbenko and L. Santarelli, Phys. Rev. D **102**, no.4, 044056 (2020).