

Artificial Neural Networks Jamming on the Beat

Alexey Tikhonov¹ and Ivan P. Yamshchikov²^a

¹*Yandex, Berlin, Germany*

²*Higher School of Economics, St. Petersburg, Russia
altsoph@gmail.com, ivan@yamshchikov.info*

Keywords: music generation, beat generation, generation of polyphonic music, artificial neural networks

Abstract: This paper addresses the issue of long-scale correlations that is characteristic for symbolic music and is a challenge for modern generative algorithms. It suggests a very simple workaround for this challenge, namely, generation of a drum pattern that could be further used as a foundation for melody generation. The paper presents a large dataset of drum patterns alongside with corresponding melodies. It explores two possible methods for drum pattern generation. Exploring a latent space of drum patterns one could generate new drum patterns with a given music style. Finally, the paper demonstrates that a simple artificial neural network could be trained to generate melodies corresponding with these drum patterns used as inputs. Resulting system could be used for end-to-end generation of symbolic music with song-like structure and higher long-scale correlations between the notes.


1 INTRODUCTION

In recent years, there have been many projects dedicated to neural network-generated music. For an extended survey of such methods see (Briot et al., 2019). However there were several attempts to automate the process of music composition long before the era of artificial neural networks. The well-developed theory of music inspired many heuristic approaches to automated music composition. The earliest idea that we know of dates as far back as the nineteenth century, see (Lovelace, 1843). In the middle of the twentieth century, a Markov chain approach for music composition was developed in (Hiller and Isaacson, 1959), this approach became relatively popular and was revisited and improved in many followings works, see, for example, (Hill, 2011). (Lin and Tegmark, 2017) have demonstrated that music, as well as some other types of human-generated discrete time series, tends to have long-distance dependencies that cannot be captured by models based on Markov-chains. Recurrent neural networks (RNNs) seem to be better at processing data series with longer internal dependencies (Sundermeyer et al., 2015), such as sequences of notes in tune, see (Boulanger-Lewandowski et al., 2012).

Indeed, a variety of different recurrent neural networks such as hierarchical RNN, gated RNN, Long-Short Term Memory (LSTM) network, Recurrent

Highway Network, etc., were successfully used for music generation in (Chu et al., 2016), (Colombo et al., 2016), (Johnson, 2017a), (Wu et al., 2019), (Latner and Grachten, 2019). Google Magenta released a series of projects dedicated to music generation. In particular, one should mention a music_vae model (Roberts et al., 2018) that could be regarded as an extension of drum_rnn¹. It is important to distinguish the generative models like music_vae and the generative models for music that use a straightforward language model approach and predict the next sound using the previous one as an input. For example, (Choi et al., 2016) used a language model approach to predict the next step in a beat with an LSTM. Variational autoencoder (VAE), see (Bowman et al., 2016) and (Semeniuta et al., 2017), on the other hand, allows us to construct a latent space in which each point corresponds to a melody. Such spaces obtained with VAE or any other suitable architecture are of particular interest for different tasks connected with computational creativity since they can be used both to study and classify musical structures, as well as to generate new tunes with specified characteristics.

Generation of polyphonic music is more challenging than generation of a single melody line. (Lyu et al., 2015) uses a set of parallel, tied-weight recurrent networks designed to be invariant to transpositions. (Johnson, 2017b) generate music in two steps.

^a <https://orcid.org/0000-0003-3784-0671>

¹<https://github.com/tensorflow/magenta>

First, a chord LSTM predicts a chord progression based on a chord embedding. A second LSTM then generates polyphonic music from the predicted chord progression. (Chuan and Herremans, 2018) present an approach for predictive music modeling and music generation that incorporates domain knowledge in its representation. Majority of the polyphonic methods that we know of still face certain difficulties with temporal structure of the generated tunes. These problems are fundamentally connected with properties of recurrent networks when applied in an end-to-end setting.

In this paper, we propose a straight-forward approach that addresses temporal challenges and could be used for end-to-end generation of tracks with song structure. We construct a latent explorable drum pattern space with some recognizable genre areas. We test two different smoothing methods are used on the latent space of representations. The obtained latent space is then used to sample new drum patterns. We experiment with two techniques, namely, variational autoencoder and adversarially constrained autoencoder interpolations (ACAI) (Berthelot et al., 2018). We also train a system that uses drum files as inputs and generates melodies corresponding to the input drum patterns. Such loops of melodies and drums could be combined into longer song-like tracks in the given tempo and tonality.

The contribution of this paper is three-fold: (1) we publish a large dataset of drum patterns, (2) develop an overall representation of typical beat patterns mapped into a two-dimensional space, and (3) demonstrate that a simple artificial neural network could be trained to generate tunes corresponding to the drum patterns.

2 DATASET

Most of the projects that we know of used small datasets of manually selected and cleaned beat patterns. One should mention a GrooveMonkee free loop pack², free drum loops collection³ and aq-Hip-Hop-Beats-60–110-bpm⁴ or (Gillick et al., 2019).

Unfortunately, majority of these datasets are either restricted to one or two specific genres or contain very limited amount of midi samples that does not exceed a dozen per genre. This amount of data is not enough to infer a genre-related latent space. Inferring this space, however, could be of utmost importance.

²<https://groovemonkee.com/collections/midi-loops>

³<https://www.flstudiomusic.com/2015/02/35-free-drum-loops-wav-midi-for-hip-hop-pop-and-rock.html>

⁴<https://codepen.io/teropa/details/JLjXGK>

Due to the interpolative properties of the model that could work on such space, one can produce infinitely diverse patterns that still adhere to the genre-specific macro-structure. Groove MIDI (Gillick et al., 2019) to a certain extent goes in line with the material presented in the papers yet it is not big enough for the inference of the genre.

Here we introduce a completely new dataset of MIDI drum patterns⁵ that we automatically extracted from a vast MIDI collection available online. This dataset is based on approximately two hundred thousand MIDI files, and as we show later is big enough to infer the macroscopic structure of the underlying latent space with unsupervised methods.

2.1 Data filtering

The pre-processing of the data was done as follows. Since the ninth channel is associated with percussion according to the MIDI standard, we assumed that we are only interested in the tracks that have non-trivial information in it. All the tracks with trivial ninth channels were filtered out. This filtering left us with almost ninety thousand tracks. Additional filtering included an application of a 4/4 time signature and quantization of the tracks. We are aware that such pre-processing is coarse since it ultimately corrupts several relatively popular rhythmic structures, for example, waltzes, yet the vast majority of the rhythmic patterns are still non-trivial after such pre-processing. We believe that 4/4 time signature is not a prerequisite for the reproduction of the results demonstrated here and encourage researchers to experiment and publish broad and diverse datasets of percussion patterns. In order to reduce the dimensionality of the problem, we have simplified the subset of instruments merging the signals from similar instruments. For example, all snares are merged into one snare sound, low and low mid- toms into a low tom, whereas and high tom and high mid-tom into a high tom. Finally, we had split the percussion tracks into percussion patterns. Every track was split into separate chunks based on long pauses. If a percussion pattern that was thirty-two steps long occurred at least three times in a row, it was added to the list of viable patterns. Trivial patterns with entropy below a certain minimal threshold were discarded from the list of viable patterns. Finally, every pattern was checked to be unique in all its possible phase shifts. The resulting dataset includes thirty-three thousand of unique patterns in the collection and is published alongside this paper which is an order of magnitude larger than midi available data sources.

⁵https://github.com/altsoph/drum_space

```

// Filtering original MIDI dataset
for new_track in MIDI_dataset do
if new_track[channel_9] is non-trivial
// Quantize with 4/4 signature
drum_track ← new_track[channel_9].quantize()
// Merge different drums according to a predefined table
drum_track.merge_drums()
// Split drum track into chunks
for new_chunk in drum_track.split_by_pauses() do
if length(new_chunk) == 32 \
and new_chunk3 ∈ drum_track \
and entropy(new_chunk) > k
percussion_patterns.append(new_chunk)

// Filtering non-unique percussion patterns
for new_pattern in percussion_patterns do
// Create all possible shifts of a pattern
shifted_patterns ← new_pattern.all_shifts()
// Search for patterns that duplicate and delete them
for pattern in percussion_patterns do
if pattern ∈ shifted_patterns
delete pattern
[new_pattern] + percussion_patterns

```

Table 1: Pseudo-code that describes filtering heuristics used to form the dataset of percussion patterns.




Figure 1: Some examples of two-dimensional representation for drum patterns.

2.2 Data representation

The resulting dataset consists of similarly structured percussion patterns. Each pattern has thirty-two-time ticks for fourteen possible percussion instruments left after the simplification. Each pattern could be represented as a 14×32 matrix with ones on the positions, where corresponding instruments makes a hit. Figure 1 shows possible two-dimensional representations of the resulting patterns.

We can also list all possible combinations of fourteen instruments that can play at the same time tick. In this representation, each pattern is described by

thirty-two integers in the range from 0 to 16383. Such representation is straightforward and could be convenient for processing of the data with modern models used for generation of discrete sequences (think of a generative model with a vocabulary consisting of 2^{14} words). The dataset final dataset is published in the following format:

- the first column holds the pattern code that consists of thirty-two comma-separated integers in the range of $[0, 16383]$;
- the second column holds four comma-separated float values that represent the point of this pattern in the latent four-dimensional space, that we describe below;
- the third column holds two comma-separated float values of the t-SNE mapping from the four-dimensional latent space into a two dimensional one, see details below.

The model that we describe further works with a two-dimensional representation shown in Figure 1.

3 MODELS AND EXPERIMENTS

In this papers we experiment with different autoencoders. Let us first briefly clarify the underlying principles of these architectures.

3.1 Autoencoders

Autoencoders are a broad class of structures that process the input $x \in \mathbb{R}^{d_x}$ through an 'encoder' $z = f_\theta(x)$ parametrized by θ to obtain a latent code $z \in \mathbb{R}^{d_z}$. The latent code is then passed through a 'decoder' $\hat{x} = g_\phi(z)$ parametrized by ϕ to produce an approximate reconstruction $\hat{x} \in \mathbb{R}_x^d$ of the input x . In this paper f_θ and g_ϕ are multi-layer neural networks. The encoder and decoder are trained simultaneously (i.e. with respect to θ and ϕ) to minimize some notion of distance between the input x and the output \hat{x} , for example the squared L2 distance $\|x - \hat{x}\|^2$.

Interpolating using an autoencoder describes the process of using the decoder g_ϕ to decode a mixture of two latent codes. Typically, the latent codes are combined via a convex combination, so that interpolation amounts to computing $\hat{x}_\alpha = g_\phi(\alpha z_1 + (1 - \alpha)z_2)$ for some $\alpha \in [0, 1]$ where $z_1 = f_\theta(x_1)$ and $z_2 = f_\theta(x_2)$ are the latent codes corresponding to data points x_1 and x_2 . Ideally, adjusting α from 0 to 1 will produce a sequence of realistic datapoints where each subsequent \hat{x}_α is progressively less semantically similar to x_1 and more semantically similar to x_2 . The notion

of 'semantic similarity' is problem-dependent and ill-defined.

VAE assumes that the data is generated by a directed graphical model $p_{\theta}(x|h)$ and that the encoder is learning an approximation $q_{\phi}(h|x)$ to the posterior distribution $p_{\theta}(h|x)$. This yields an additional loss component and a specific training algorithm called Stochastic Gradient Variational Bayes (SGVB), see (Rezende et al., 2014) and (Kingma and Welling, 2014). The probability distribution of the latent vector of a VAE typically matches that of the training data much closer than a standard autoencoder.

ACAI has different underlying mechanism. It uses a critic network, as is done in Generative Adversarial Networks (GANs) (Goodfellow et al., 2014). The critic is fed interpolations of existing datapoints (i.e. \hat{x}_{α} as defined above). Its goal is to predict α from \hat{x}_{α} . This could be regarded as a regularization procedure which encourages interpolated outputs to appear more realistic by fooling a critic network which has been trained to recover the mixing coefficient from interpolated data.

3.2 Architecture

In this paper, we experiment with a network that consists of a 3-layered fully connected convolutional encoder, and a decoder of the same size. The encoder maps the beat matrix (32*14 bits) into four-dimensional latent space. The first hidden layer has sixty-four neurons; the second one has thirty-two. The ReLU activations are used between the layers, and a sigmoid maps the decoder output back into the bit mask. Figure 2 shows the general architecture of the network.

The crucial part of the model that is valid for further experiments is the space of latent codes or the so-called 'bottle-neck' of the architecture shown in Figure 2. This is a four-dimensional space of latent representations $z \in \mathbb{R}^4$. The structural difference between the VAE and ACAI models with which we experiment further occurs exactly in this bottle-neck. The architectures of the encoder f_{θ} and decoder g_{ϕ} are equivalent. Effectively, VAE and ACAI could be regarded as two smoothing procedures over the space of latent codes.

3.3 Vizualization of the obtained latent space

To explore the obtained dataset, we have built an interactive visualization that is available online⁶. and

⁶<http://altsoph.com/pp/dsp/map.html>

is similar to the one described in (Yamshchikov and Tikhonov, 2018). This visualization allows us to navigate the resulting latent space of percussion patterns. Training patterns are marked with grey and generated patterns are marked with red. For the interactive visualization, we use a t-SNE projection of the VAE space since it has a more distinctive geometric structure, shown in Figure 3.

Moreover, this visualization, in some sense, validates the data representation proposed above. Indeed, coarsely a third of tracks in the initially collected MIDIs had genre labels in filenames. After training VAE we used these labels to locate and mark the areas with patterns of specific genres. Closely looking at Figure 3 that shows a t-SNE projection of the obtained latent space, one can notice that the geometric clusters in the obtained latent space correspond to the genres of the percussion patterns. The position of the genres on the Figure were determined by the mean of coordinated of the tracks attributed to the corresponding genre. One can see that related genres are closer to each other in the obtained latent space and the overall structure of the space is meaningful. For example the cloud of 'Punk' samples is located between 'Rock' and 'Metal' clouds, whereas 'Hip-Hop' is bordering 'Soul', 'Afro' and 'Pop'. The fact that VAE managed to capture this correspondence in an unsupervised set-up (as a by-product of training with a standard reconstruction loss) demonstrates that chosen data representation is applicable to the proposed task, and the proposed architecture manages to infer a valid latent space of patterns.

As we have mentioned above, we compare two different latent space smoothing techniques, namely, VAE and ACAI. It is important to note here that the standard VAE produces results that are good enough: the space mapping is clear and meaningful, as we have mentioned above. At the same time, the ACAI space seems to be smoother, yet harder to visualize in two dimensions.

Figure 4 illustrates this idea, showing the two-dimensional t-SNE mapping of the latent spaces produced by both methods with patterns that correspond to the genre METAL marked with red dots. One can see that ACAI mapping of a particular genre is not as dense as VAE. Due to this reason, we use t-SNE projection of VAE space for the interactive visualization mentioned above and throughout this paper.

However, we argue that the latent space produced with ACAI is better to sample from and discuss it in detail further.

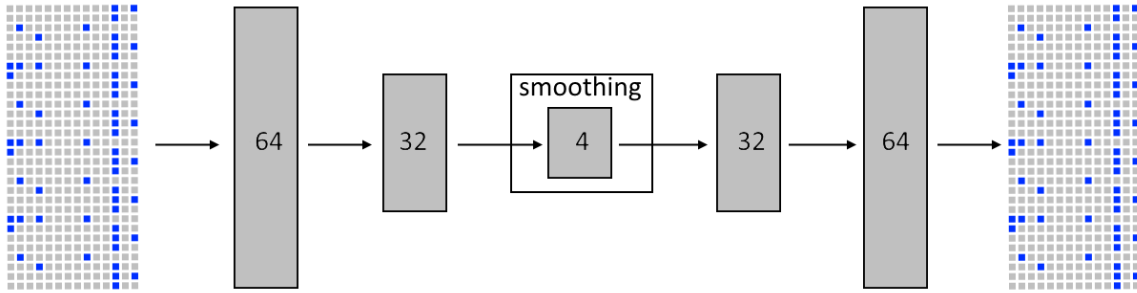


Figure 2: Basic scheme of an autoencoder used to produce a latent space of patterns.



Figure 3: t-SNE projection of the latent percussion space produced by VAE. Different areas correspond to specific genres. One can see a clear macro-structure with hip-hop, soul an afro beats grouped closer together and with rock, punk and metal in another area of the obtained space.

3.4 Generating the beat

The majority of the auto-encoder based methods generates new samples according to the standard logic. One can sample an arbitrary point from the latent space and use the decoder to convert that point into a new pattern. In the case of VAE one can also narrow the area of sampling and restrict the algorithm in the hope of obtaining beats that would be representative of the style typical for that area. However, an objective metric that could be used for quality estimation of the generated samples is still a matter of discussion. Such objective estimations are even harder in this particular case since the patterns are quantized and consist of thirty-two steps and fourteen instruments. Indeed, virtually any sequence could be a valid percussion pattern, and human evaluation of such tasks is usually costly and, naturally, subjective. We invite the

Model	% of patterns after filtering
AE	28%
VAE	17%
ACAI	56%
Empirical patterns	82%

Table 2: Comparison of the two smoothing methods. ACAI seems to be way more useful for sampling since it produces a valid percussion pattern out of a random point in the latent space more than 50% of the time and is three times more effective than VAE based architecture. In terms of the heuristic entropy filter, VAE performs even worse than AE, generating a lot of "dull" samples with entropy below the threshold.

reader to estimate the quality of the generated samples on her own using the demo mentioned above. At the same time we propose a simple heuristical method that allows putting the quality of different architectures into relative perspective.

Table 1 contains pseudo-code that was used for the filtering of the original MIDI dataset. We suggest using percussion related part of this filtering heuristic to estimate the quality of generated percussion patterns. Indeed one can generate a set of random points in the latent space, sample corresponding percussion patterns with the decoder, and then apply the filtering heuristics. The resulting percentage of the generated beats that pass the filter could be used as an estimate of the quality of the model.

The percentage of the real MIDI files from the training dataset that pass the final entropy filter could be used as a baseline for both architectures.

To have a lower baseline, we also trained a classic auto-encoder without any smoothing of the latent space whatsoever. The examples of the tracks generated by it are also available online⁷.

This simple heuristic filtering shows that VAE-generated beats have a quality of about 17%. In other words, on average, one out of six generated

⁷https://github.com/altsoph/drum_space

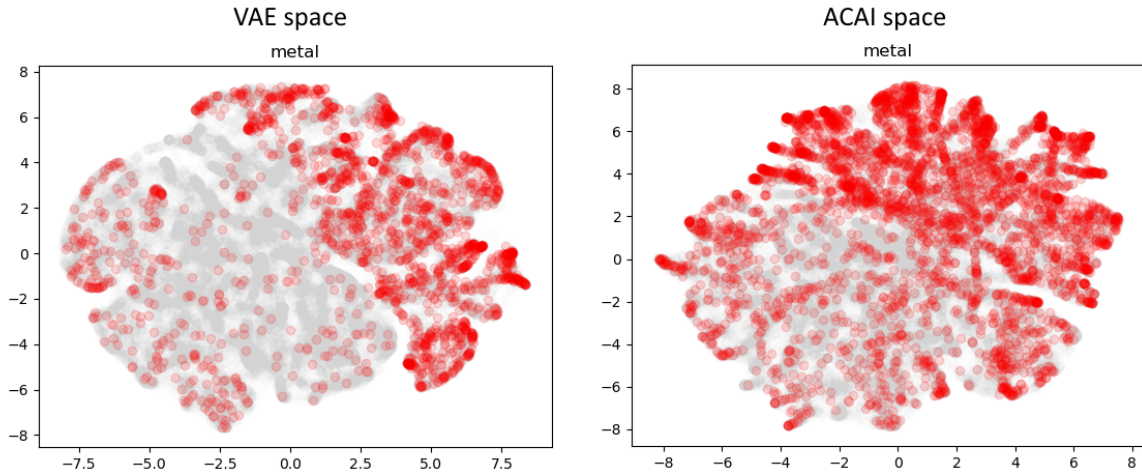


Figure 4: The beats from the area that corresponds to the genre metal on the VAE space projection (left) and the ACAI space projection (right). VAE maps the tracks of the same genre closer together and therefore is beneficial for the visualization of the latent space.

beats passes the simple filter successfully. In the case of ACAI, quality happens to be significantly higher. Namely, 56% of the produced beats satisfy the filtering conditions. More than half of the generated patterns passed the filters.

In order to have a baseline to compare both methods, one can look at the percentage of empirical MIDI files that pass through the last entropy-based filter. One can see that in this context the patterns randomly sampled with ACAI are comparable with the empirical ones that were present in the original MIDI dataset.

3.5 Jamming on the beat

Filtering original data we could not help to notice that there are melodic patterns attached to every drum loop. These melody patterns were played by various instruments designated in a midi file. We collected the dataset of these melody loops and present them along with the drum patterns. Every melody is encoded with three different embeddings that we concatenate in the input vector. These embeddings include the instrument playing the melody, the tone and the octave. To simplify the generation we do not include the length of the note played, this could be easily amended with an additional embedding for the length of a note. For a detailed description of the melody preprocessing we address the reader to (Yamshchikov and Tikhonov, 2020).

These melody embedding are concatenated with the flattened representation of the beat and form an input vector, see Figure 5.

Let us briefly describe Figure 5. The input is rep-

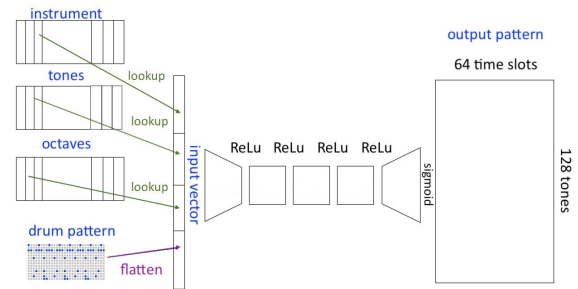


Figure 5: A simple melody generation that generates melodies corresponding to the rhythm.

resented as a 496 dimensional vector. It consists of a flattened drum pattern encoded as a 32×14 matrix, see Section 2.2, concatenated with three 16-dimensional embeddings of the instrument, tonality and octave. This input vector is first projected with 496×64 ReLu layer, that is processed through three more 64×64 ReLu layers, and a final 64×8192 sigmoid projection. The resulting 8192 vector is encoding 64 time steps with 128 possible pitches on every step.

As well as in other computational creativity tasks, see, for example, (Agafonova et al., 2020), one could significantly improve the results of the generation with automated heuristic filtering. In the case of symbolic music additional heuristic filtering of the generated melodies includes some basic rules that help to harmonize obtained tunes, i.e. if the tune dynamic exceeds the diapason of two octaves we filter it. Such cases are very rare for a given instrument within a relatively short drum loop. Another example of the heuristic could be: if the relative length of notes in

a tune exceeds some fixed constant, say the shortest time between notes is ten times shorter than the longest one, we could also filter that melody assuming a relatively dense tune on the beat without pauses lasting a half of the loop. These heuristics could be tweaked and tinkered with. The resulting melody patterns that we showcase in the repository are filtered with the following list of heuristics. We filter the loop out if:

- it has sounds on three or less steps out of 64 time ticks;
- if there is a pause that is longer than 16 consecutive ticks;
- it includes two notes within a tone or a semitone from one another that are played at once;
- there are more than two octaves between the lowest and the highest note in a loop;
- the loop includes less than three different notes;
- at some point of the loop there are four or more notes played at once;
- the most frequent note in the loop makes up for more than three quarters of all notes played in the loop;
- the tonality detection heuristics detects a tonality that is different from the target tonality that was given in the input.

We developed a stand-alone tonality detector that is rather intuitive yet was not applied to the task of music generation before. To improve usability of the heuristics and reproducibility of the work that is especially important due to its explorative nature we publish our code online⁸. Tonality heuristics lists all possible tonalities. For every given melody we score the notes and consecutive note pairs that correspond to possible tonalities and choose the most probable one. You could test the heuristic on the dataset of MIDI files with labelled tonalities that is included in the repository.

The main idea behind melody generation that we wanted to illustrate here is that drum pattern could be an organizing structural layer used to achieve certain synchronisation on a longer time scale and therefore simplifying the generation of longer song-like structures, based on an interplay of certain repetitive patterns.

⁸https://github.com/altsoph/tonika_detector

4 Discussion

Deep learning enables the rapid development of various generative algorithms. There are various limitations that hinder the arrival of algorithms that could generate discrete sequences that would be indistinguishable from the corresponding sequences generated by humans. In some contexts, the potential of such algorithms might still be limited with the availability of training data; in others, such as natural language, the internal structure of this data might be a challenge; finally, some of such tasks might be simply too intensive computationally and therefore too costly to use. However, percussion patterns do not have such limitations. The structure of the data can be formalized reasonably well and without significant loss of nuance. In this paper, we provide thirty-three thousand thirty-two step 4/4 signature percussion drums and demonstrate that such a dataset allows training a good generative model. We hope that as more and more data is available for experiments, percussion could be the first chapter to be closed in the book of generative music.

Once the drum pattern progression is defined one could use very intuitive generative methods in combination with tonality filter to generate the melody over the generated beat. The resulting loops could be rearranged in any progression providing longer macro structures. The level of novelty could be further controlled through purely combinatoric parameters of the song structure. These endeavours, however, are mostly either heuristically motivated or anecdotal rather than data-driven. Generative models capable of smooth interpolations between different rhythmic patterns represent another set of new research questions. Finally, nuances of percussion alongside with the datasets and the models that could capture these nuances, for example see (Gillick et al., 2019), need further research.

Aside from the generation of the symbolic music there are plenty of open questions regarding generation of sound fonts, intonation and dynamics both on micro and macro levels of the melody progression.

5 Conclusion

This paper presents a new huge dataset of MIDI percussion patterns that could be used for further research of generative percussion algorithms. It also presents corresponding melody patterns that are aligned with the given percussion tracks. This dataset could be further used for symbolic loop generation.

The paper also explores two autoencoder based ar-

chitectures that could be successfully trained to generate new MIDI beats. Both structures have similar fully connected three-layer encoders and decoders but use different methods for smoothing of the produced space of latent representations. Adversarially constrained autoencoder interpolations (ACAI) seem to provide denser representations than the ones produced by a variational autoencoder. More than half of the percussion patterns generated with ACAI passes the simple heuristic filter used as a proxy for the resulting generation quality estimation. To our knowledge, this is the first application of ACAI to drum-pattern generation.

The interactive visualization of the latent space is available as a tool to subjectively assess the quality of the generated percussion patterns.

Finally, the paper explores the possibility to generate melodies that correspond to the given input pattern and demonstrates that this could be done with a relatively straight-forward artificial neural network.

Acknowledgements

The authors would like to thank Valentina Barsuk for her constructive advice and profound expertise.

REFERENCES

- Agafonova, Y., Tikhonov, A., and Yamshchikov, I. P. (2020). Paranoid transformer: Reading narrative of madness as computational approach to creativity. *arXiv preprint arXiv:2007.06290*.
- Berthelot, D., Raffel, C., Roy, A., and Goodfellow, I. (2018). Understanding and improving interpolation in autoencoders via an adversarial regularizer. *arXiv preprint arXiv:1807.07543*.
- Boulanger-Lewandowski, N., Bengio, Y., and Vincent, P. (2012). Modeling temporal dependencies in high-dimensional sequences: Application to polyphonic music generation and transcription. In *Proceedings of the 29th International Conference on International Conference on Machine Learning 2012*, pages 1881–1888.
- Bowman, S. R., Vilnis, L., Vinyals, O., Dai, A. M., Jozefowicz, R., and Bengio, S. (2016). Generating sentences from a continuous space. In *20th SIGNLL Conference on Computational Natural Language Learning*, pages 10–21.
- Briot, J.-P., Hadjeres, G., and Pachet, F.-D. (2019). Deep learning techniques for music generation—a survey.
- Choi, K., Fazekas, G., and Sandler, M. (2016). Text-based lstm networks for automatic music composition. In *arXiv preprint*.
- Chu, H., Urtasun, R., and Fidler, S. (2016). Song from pi: A musically plausible network for pop music generation. In *arXiv preprint*.
- Chuan, C.-H. and Herremans, D. (2018). Modeling temporal tonal relations in polyphonic music through deep networks with a novel image-based representation. In *AAAI*, pages 2159–2166.
- Colombo, F., Muscinelli, S. P., Seeholzer, A., Brea, J., , and Gerstner, W. (2016). Algorithmic composition of melodies with deep recurrent neural networks. In *arXiv preprint*.
- Gillick, J., Roberts, A., Engel, J., Eck, D., and Bamman, D. (2019). Learning to groove with inverse sequence transformations. *arXiv preprint arXiv:1905.06118*.
- Goodfellow, I., Pouget-Abadie, J., Mirza, M., Xu, B., Warde-Farley, D., Ozair, S., Courville, A., and Bengio, Y. (2014). Generative adversarial nets. In *Advances in neural information processing systems*, pages 2672–2680.
- Hill, S. (2011). Markov melody generator. *Computer Science Department, University of Massachusetts Lowell, Published on Dec, 11*.
- Hiller, L. and Isaacson, L. (1959). *Experimental Music. Composition with an Electronic Computer*. McGraw-Gill Company.
- Johnson, D. D. (2017a). Generating polyphonic music using tied parallel networks. *International Conference on Evolutionary and Biologically Inspired Music and Art*, pages 128–143.
- Johnson, D. D. (2017b). Generating polyphonic music using tied parallel networks. In *International conference on evolutionary and biologically inspired music and art*, pages 128–143. Springer.
- Kingma, D. P. and Welling, M. (2014). Auto-encoding variational bayes. In *arXiv preprint*.
- Lattner, S. and Grachten, M. (2019). High-level control of drum track generation using learned patterns of rhythmic interaction. In *2019 IEEE Workshop on Applications of Signal Processing to Audio and Acoustics (WASPAA)*, pages 35–39. IEEE.
- Lin, H. W. and Tegmark, M. (2017). Critical behavior in physics and probabilistic formal languages. *Entropy*, 19(7):299.
- Lovelace, A. (1843). Notes on l menabrea’s sketch of the analytical engine by charles babbage, esq. In *Taylor’s Scientific Memoirs*.
- Lyu, Q., Wu, Z., Zhu, J., and Meng, H. (2015). Modelling high-dimensional sequences with lstm-rtrbm: Application to polyphonic music generation. In *Twenty-Fourth International Joint Conference on Artificial Intelligence*.
- Rezende, D. J., Mohamed, S., and Wierstra, D. (2014). Stochastic backpropagation and approximate inference in deep generative models. *ICML*, pages 1278–1286.
- Roberts, A., Engel, J., Raffel, C., Hawthorne, C., and Eck, D. (2018). A hierarchical latent vector model for learning long-term structure in music. *arXiv preprint arXiv:1803.05428*.
- Semeniuta, S., Severyn, A., and Barth, E. (2017). A hybrid convolutional variational autoencoder for text gener-

- ation. In *Proceedings of the 2017 Conference on Empirical Methods in Natural Language Processing*, pages 627–637.
- Sundermeyer, M., Schlüter, R., and Ney, H. (2015). Lstm neural networks for language modeling. *Interspeech*, pages 194–197.
- Wu, J., Hu, C., Wang, Y., Hu, X., and Zhu, J. (2019). A hierarchical recurrent neural network for symbolic melody generation. *IEEE Transactions on Cybernetics*, 50(6):2749–2757.
- Yamshchikov, I. and Tikhonov, A. (2018). I feel you: What makes algorithmic experience personal? In *EVA Copenhagen*.
- Yamshchikov, I. P. and Tikhonov, A. (2020). Music generation with variational recurrent autoencoder supported by history. *SN Applied Sciences*, 2(12):1–7.