

# A Quasi-Helmholtz Projector Stabilized Full Wave Solver Encompassing the Eddy Current Regime

Tiffany L. Chhim\*, John E. Ortiz, Lyes Rahmouni, Adrien Merlini, and Francesco P. Andriulli  
 Department of Electronics and Telecommunications, Politecnico di Torino, Turin, Italy  
 tiffany.chhim@polito.it, john.ortizguzman@polito.it, lyes.rahmouni@polito.it,  
 adrien.merlini@polito.it, francesco.andriulli@polito.it

**Abstract**—Despite its several qualities, the Poggio-Miller-Chang-Harrington-Wu-Tsai (PMCHWT) formulation for simulating scattering by dielectric media suffers from numerical instabilities and severe ill-conditioning at low frequencies. While this drawback has been the object of numerous solution attempts in the standard low-frequency breakdown regime for scattering problems, the eddy-current regime requires a specific treatment. In this contribution, we present an extension of the recently introduced quasi-Helmholtz projectors based preconditioning of the PMCHWT to obtain an equation stable at low frequencies and specifically in three regimes relevant for eddy currents analyses: (i) when the frequency decreases with a constant conductivity, (ii) when the conductivity increases at fixed frequency and (iii) when the frequency decreases while keeping the product of the frequency and the conductivity constant. Being based on quasi-Helmholtz projectors our new strategy does not further degrade the conditioning of the original equation and is compatible with existing fast solvers. The resulting full-wave formulation is capable of smoothly transitioning from simulations at high frequencies to the different low-frequency regimes which encompass, in particular, eddy currents applications. Numerical results demonstrate the validity of our approach in all the regimes with a special emphasis given to eddy currents.

**Index Terms**—boundary element method, integral equations, quasi-Helmholtz projectors, PMCHWT, eddy currents

## I. INTRODUCTION

One of the main approaches to solve electromagnetic scattering and radiation problems involving dielectrics via the boundary element method (BEM) leverages on the Poggio-Miller-Chang-Harrington-Wu-Tsai (PMCHWT) integral equation [1]. This formulation is based on the electric and magnetic field integral operators (EFIO and MFIO) and therefore inherits their low-frequency problems. Consequently, the conditioning of its BEM discretization grows unbounded when the frequency decreases. This unfortunate shortcoming is traditionally remedied through Loop-Star/Loop-Tree techniques which, however, come at the cost of a deteriorated condition number [2].

More recently the quasi-Helmholtz projectors [2], [3] have been introduced to perform a frequency-regularizing decomposition while maintaining the original dense discretization conditioning of the formulation they are applied to. Notably, they have been successfully leveraged in the context of perfect electric conductors [3] and penetrable objects [4]. This stabilization was, however, only performed in the low-frequency breakdown regime of electromagnetic scattering (evanescent frequency), and is not directly applicable to the case of lossy

conductors with increasingly high conductivities as in the case of Eddy Currents (EC) problems. These scenarios are central to a variety of applications, including non-destructive testing and industrial simulation of printed circuit boards. EC models can be obtained as an approximation of Maxwell's equations by neglecting the displacement currents, which is valid under the conditions  $\omega\epsilon_0/\sigma \ll 1$  and  $L\omega\sqrt{\mu_0\epsilon_0} \ll 1$ , where  $L$  is the diameter of the object and  $\sigma$  is the conductivity [5], [6]. A quite remarkable contribution has recently proved the suitability and convergence of the PMCHWT solution to the eddy current one at low frequencies [7].

It is then of particular interest to investigate stabilization strategies for the PMCHWT at low frequency and in this contribution we will regularize it in three different regimes determined by the above-described constraints: a regime where (i) the frequency decreases with a constant conductivity, (ii) the conductivity increases with a fixed frequency and (iii) both frequency and resistivity are simultaneously decreasing at the same rate. This third regime was defined to show that Maxwell's equations correspond to the EC model in the low-frequency and high-conductivity limit. More specifically, in this contribution we extend the applicability of the projector enhanced PMCHWT to lossy conductive media via a careful analysis and tuning of the block operatorial scalings. The resulting formulation is capable of handling both high-frequency simulations and the low-frequency regimes (i)-(iii). In particular, our new scheme can smoothly transition from high-frequency to eddy currents modeling without loss of accuracy or stability. Numerical results are presented to confirm the validity of the proposed solution in terms of condition number and accuracy.

## II. BACKGROUND AND NOTATION

Let  $\Omega_i \subset \mathbb{R}^3$  be a dielectric object with boundary  $\Gamma = \partial\Omega_i$  and outward normal  $\hat{n}$  living in the exterior medium  $\Omega_o = \mathbb{R}^3 \setminus \Omega_i$ . The scatterer is characterized by a conductivity  $\sigma$ , permeability  $\mu_i = \mu_o\mu_r$ , and permittivity  $\epsilon_i = \epsilon_o\epsilon_r$ , where the  $o$  denote the corresponding quantities of the outside medium. In the case of a lossy conductor,  $\epsilon_i$  is defined as  $\epsilon_i = \epsilon_o\epsilon_{rd} - j\sigma/\omega$ , where  $\omega$  is the angular frequency of the time-harmonic impinging electromagnetic field ( $\mathbf{E}^i$ ,  $\mathbf{H}^i$ ) and  $\epsilon_{rd} \in \mathbb{R}$ . The PMCHWT formulation, which relates the incident field and the equivalent surface electric and magnetic current densities

$\mathbf{j}_s$  and  $\mathbf{m}_s$  induced on  $\Gamma$ , is composed of the EFIO and MFIO, respectively defined as

$$\mathcal{T}_k = -jk\mathcal{T}_{A,k} + (jk)^{-1}\mathcal{T}_{\Phi,k}, \quad (1)$$

$$\mathcal{T}_{A,k}\mathbf{f} = \hat{\mathbf{n}} \times \int_{\Gamma} G_k(\mathbf{r}, \mathbf{r}') \mathbf{f}(\mathbf{r}') d\mathbf{r}', \quad (2)$$

$$\mathcal{T}_{\Phi,k}\mathbf{f} = \hat{\mathbf{n}} \times \nabla \int_{\Gamma} G_k(\mathbf{r}, \mathbf{r}') \nabla' \cdot \mathbf{f}(\mathbf{r}') d\mathbf{r}', \quad (3)$$

$$\mathcal{K}_k\mathbf{f} = -\hat{\mathbf{n}} \times \int_{\Gamma} \nabla G_k(\mathbf{r}, \mathbf{r}') \times \mathbf{f}(\mathbf{r}') d\mathbf{r}', \quad (4)$$

where  $k$  is the wave number and the Green's function is  $G_k(\mathbf{r}, \mathbf{r}') = \frac{e^{-jk|\mathbf{r}-\mathbf{r}'|}}{4\pi|\mathbf{r}-\mathbf{r}'|}$ . The PMCHWT equation system then reads

$$\begin{bmatrix} \eta_o \mathcal{T}_{k_o} + \eta_i \mathcal{T}_{k_i} & -(\mathcal{K}_{k_o} + \mathcal{K}_{k_i}) \\ \mathcal{K}_{k_o} + \mathcal{K}_{k_i} & \frac{1}{\eta_o} \mathcal{T}_{k_o} + \frac{1}{\eta_i} \mathcal{T}_{k_i} \end{bmatrix} \begin{bmatrix} \mathbf{j}_s \\ \mathbf{m}_s \end{bmatrix} = \begin{bmatrix} \hat{\mathbf{n}} \times \mathbf{E}^i \\ \hat{\mathbf{n}} \times \mathbf{H}^i \end{bmatrix}, \quad (5)$$

where  $\eta_m = \sqrt{\mu_m/\epsilon_m}$  is the impedance of the medium and  $k_m = \omega\sqrt{\mu_m\epsilon_m}$  ( $m = i, o$ ). To numerically solve this equation via BEM, the unknown current densities are discretized on triangular elements using the Rao-Wilton-Glisson (RWG) basis functions  $\mathbf{f}_n$  ( $\mathbf{j}_s = \sum_{n=1}^N [j]_n \mathbf{f}_n$  and  $\mathbf{m}_s = \sum_{n=1}^N [m]_n \mathbf{f}_n$ ) and the resulting equations are tested with rotated RWGs ( $\hat{\mathbf{n}} \times \mathbf{f}_n$ ). The discretized PMCHWT system becomes

$$\mathbf{Z}\mathbf{x} = \begin{bmatrix} \eta_o \mathcal{T}_{k_o} + \eta_i \mathcal{T}_{k_i} & -(\mathcal{K}_{k_o} + \mathcal{K}_{k_i}) \\ \mathcal{K}_{k_o} + \mathcal{K}_{k_i} & \frac{1}{\eta_o} \mathcal{T}_{k_o} + \frac{1}{\eta_i} \mathcal{T}_{k_i} \end{bmatrix} \begin{bmatrix} \mathbf{j} \\ \mathbf{m} \end{bmatrix} = \begin{bmatrix} \mathbf{e} \\ \mathbf{h} \end{bmatrix}, \quad (6)$$

where  $[\mathcal{T}_k]_{mn} = \langle \hat{\mathbf{n}} \times \mathbf{f}_m, \mathcal{T}_k \mathbf{f}_n \rangle$ ,  $[\mathcal{K}_k]_{mn} = \langle \hat{\mathbf{n}} \times \mathbf{f}_m, \mathcal{K}_k \mathbf{f}_n \rangle$ ,  $[\mathbf{e}]_m = \langle \hat{\mathbf{n}} \times \mathbf{f}_m, \hat{\mathbf{n}} \times \mathbf{E}^i \rangle$  and  $[\mathbf{h}]_m = \langle \hat{\mathbf{n}} \times \mathbf{f}_m, \hat{\mathbf{n}} \times \mathbf{H}^i \rangle$ , with  $\langle \cdot, \cdot \rangle$  denoting the  $L_2(\Gamma)$  inner product.

Given that it includes the EFIO, it is evident that the PMCHWT equation is subject to a low-frequency breakdown, which causes the system to become severely ill-conditioned at low frequencies. This ill-conditioning can be cured by separating and independently rescaling the solenoidal and non-solenoidal parts of the equation, via e.g. Loop/Star techniques. The reader may refer to [3] for more details on the obtention of the RWG to loop and RWG to star transformation matrices  $\mathbf{\Lambda}$  and  $\mathbf{\Sigma}$ . This decomposition can also be achieved with the recently introduced quasi-Helmholtz projectors, which do not degrade the conditioning of the system to which they are applied, unlike Loop/Star. These projectors are defined from the traditional Loop and Star matrices as  $\mathbf{P}^{\Sigma} = \mathbf{\Sigma} (\mathbf{\Sigma}^T \mathbf{\Sigma})^+ \mathbf{\Sigma}^T$  and  $\mathbf{P}^{\Lambda} = \mathbf{\Lambda} (\mathbf{\Lambda}^T \mathbf{\Lambda})^+ \mathbf{\Lambda}^T$  where  $^+$  denotes the Moore-Penrose pseudo inverse and can be computed in near linear complexity via multigrid preconditioning [3].

### III. STABILIZATION FOR LOW-FREQUENCY AND HIGH-CONDUCTIVITY REGIMES

The condition number breakdowns occurring in regimes (i-iii) can be brought to light by a scaling analysis of the Loop-

Star-decomposed matrix  $\mathbf{Z}_{LS} = \mathbf{D}_{LS} \mathbf{Z} \mathbf{D}_{LS}$  where  $\mathbf{D}_{LS} = \text{diag}([\mathbf{\Lambda} \ \mathbf{\Sigma}], [\mathbf{\Lambda} \ \mathbf{\Sigma}])$ , for which the block scalings are

$$\mathbf{Z}_{LS} = \begin{bmatrix} \mathbf{\Lambda} & \mathbf{\Sigma} & \mathbf{\Lambda} & \mathbf{\Sigma} \\ \mathbf{\Lambda} & \begin{pmatrix} \omega & \omega & \omega^2 & 1 \\ \omega & \omega + \frac{1}{\omega} + \frac{1}{\sigma} & 1 & 1 \\ \omega^2 & 1 & \sigma + \omega & \sigma + \omega \\ 1 & 1 & \sigma + \omega & \sigma + \omega + \frac{1}{\omega} \end{pmatrix} & \mathbf{\Lambda} & \mathbf{\Sigma} \end{bmatrix}, \quad (7)$$

where we have omitted the  $\mathcal{O}$  notation for readability and where we have used the notable properties  $\mathbf{\Lambda}^T \mathcal{T}_{\Phi,k} = \mathbf{0}$ ,  $\mathcal{T}_{\Phi,k} \mathbf{\Lambda} = \mathbf{0}$  and  $\mathbf{\Lambda}^T \mathcal{K}_k \mathbf{\Lambda} \sim \mathcal{O}(\omega^2)$  [8]. Blocks scaling as  $1/\omega$  or  $\sigma$  grow unbounded as the frequency decreases ( $\omega \rightarrow 0$ ) and as the conductivity increases ( $\sigma \rightarrow \infty$ ) and are the cause of the breakdowns in regimes (i) and (ii). In regime (iii) the product  $\sigma\omega$  remains constant while the frequency decreases (or equivalently, the conductivity increases).

The pathological behaviors could be cured immediately by adequately scaling the blocks of  $\mathbf{D}_{LS}$ , but this approach would further degrade the dense discretization conditioning of the equation. Instead, we build projector based decomposition operators  $\mathbf{M}_n = \alpha_{1,n} \mathbf{P}^{\Lambda} + j\alpha_{2,n} \mathbf{P}^{\Sigma}$ , where  $\alpha_{1,n}$  and  $\alpha_{2,n}$  are carefully tailored scalings capable of preventing the problematic terms to grow unbounded in each regime, and the decomposed PMCHWT matrix is

$$\mathbf{Z}' = \begin{bmatrix} \mathbf{M}_1 & \mathbf{0} \\ \mathbf{0} & \mathbf{M}_2 \end{bmatrix} \mathbf{Z} \begin{bmatrix} \mathbf{M}_1 & \mathbf{0} \\ \mathbf{0} & \mathbf{M}_2 \end{bmatrix}. \quad (8)$$

The rescaling factors for the different regimes are given by

(i)  $\sigma$  constant,  $\omega \rightarrow 0$

$$\begin{bmatrix} \alpha_{1,1} & \alpha_{2,1} \\ \alpha_{1,2} & \alpha_{2,2} \end{bmatrix} = \begin{bmatrix} \frac{1}{\sqrt{\omega}} & \sqrt{\omega} \\ 1 & \sqrt{\omega} \end{bmatrix} \quad (9)$$

(ii)  $\omega$  constant,  $\sigma \rightarrow \infty$

$$\begin{bmatrix} \alpha_{1,1} & \alpha_{2,1} \\ \alpha_{1,2} & \alpha_{2,2} \end{bmatrix} = \begin{bmatrix} 1 & 1 \\ \frac{1}{\sqrt{\sigma}} & \frac{1}{\sqrt{\sigma}} \end{bmatrix} \quad (10)$$

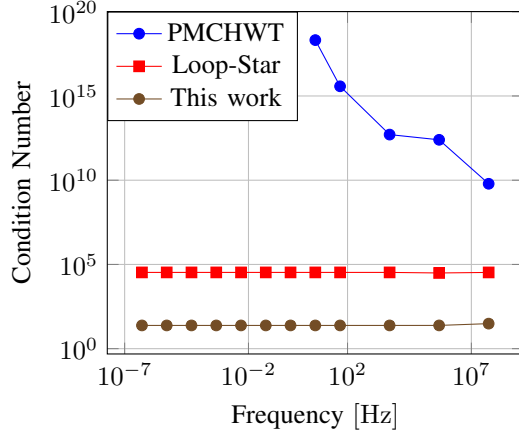
(iii)  $\sigma\omega$  constant,  $\omega \rightarrow 0$

$$\begin{bmatrix} \alpha_{1,1} & \alpha_{2,1} \\ \alpha_{1,2} & \alpha_{2,2} \end{bmatrix} = \begin{bmatrix} \left(\frac{\sigma}{\omega}\right)^{1/4} & \left(\frac{\omega}{\sigma}\right)^{1/4} \\ \left(\frac{\omega}{\sigma}\right)^{1/4} & \left(\frac{\sigma}{\omega}\right)^{1/4} \end{bmatrix} \quad (11)$$

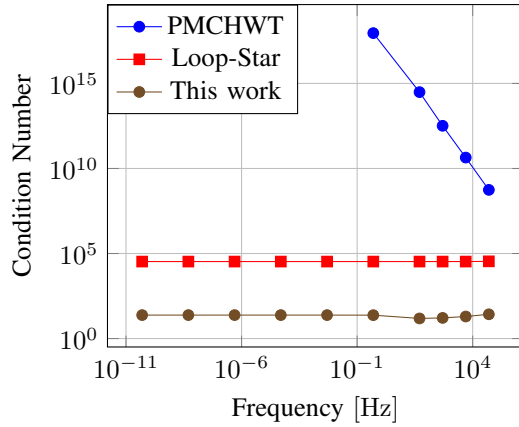
These rescalings can be shown to stabilize the conditioning of the system for each regime, in addition the projectors should be multiplied with additional diagonal preconditioning factors to further reduce the stabilized condition number. We omit here the technical underpinnings technique for the sake of brevity.

### IV. NUMERICAL RESULTS

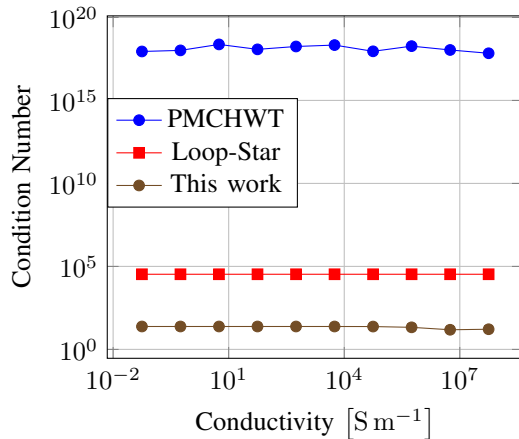
The stability of the new formulations is validated through a series of numerical experiments using a sphere of radius 1 m discretized with 1048 triangular elements. In all regimes, the standard PMCHWT formulation exhibits an extremely high condition number which saturates to machine precision. In contrast, the conditioning of our projector-based formulation remains stable in all regimes and, as expected, is much lower than those of the Loop-Star method (Figures 1a to 1c).



(a) Regime (i):  $\omega\sigma = 56\pi$



(b) Regime (ii):  $\sigma = 5.6 \times 10^4 \text{ S m}^{-1}$



(c) Regime (iii):  $\omega = \pi \text{ Hz}$

Fig. 1: Condition number of the formulations in regimes (i-iii) on a sphere of radius 1 m discretized with 1048 triangles; the condition number of the PMCHWT in Figure 1c has saturated but is left for reference.

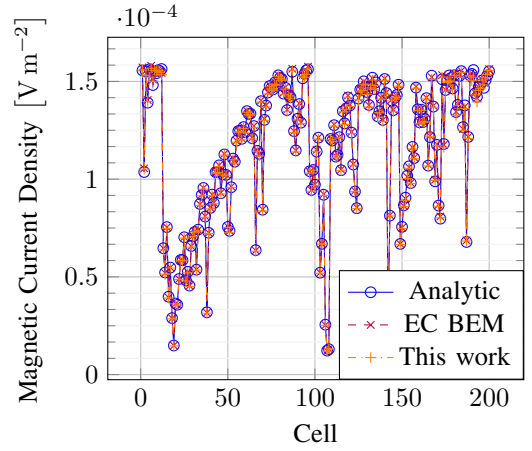


Fig. 2: Magnetic current density in regime (iii) ( $\omega\sigma = 56\pi$ ,  $\omega/2\pi = 1 \times 10^{-5} \text{ rad s}^{-1}$ )

The stability of the solutions of our new formulations has been verified by comparing them to corresponding analytical results [9], as well as an EC model implemented from [10]. Because of space constraints we only report the results obtained in regime (iii), for which we obtain a good agreement with both analytical and eddy current solutions (Figure 2).

#### ACKNOWLEDGMENT

This work was supported by the European Research Council (ERC) under the European Union's Horizon 2020 research and innovation programme (grant agreement No 724846, project 321).

#### REFERENCES

- [1] A. J. Poggio and E. K. Miller, *Integral equation solutions of three-dimensional scattering problems*. MB Assoc., 1970.
- [2] F. P. Andriulli, "Loop-star and loop-tree decompositions: Analysis and efficient algorithms," *IEEE Transactions on Antennas and Propagation*, vol. 60, no. 5, pp. 2347–2356, 2012.
- [3] F. P. Andriulli, K. Cools, I. Bogaert, and E. Michielssen, "On a well-conditioned electric field integral operator for multiply connected geometries," *IEEE transactions on antennas and propagation*, vol. 61, no. 4, pp. 2077–2087, 2013.
- [4] Y. Beghein, R. Mitharwal, K. Cools, and F. P. Andriulli, "On a low-frequency and refinement stable pmchwt integral equation leveraging the quasi-helmholtz projectors," *IEEE Transactions on Antennas and Propagation*, vol. 65, no. 10, pp. 5365–5375, 2017.
- [5] R. Hiptmair, "Boundary element methods for eddy current computation," in *Boundary element analysis*. Springer, 2007, pp. 213–248.
- [6] H. K. Dirks, "Quasi-stationary fields for microelectronic applications," *Electrical Engineering (Archiv fur Elektrotechnik)*, vol. 79, no. 2, pp. 145–155, 1996.
- [7] M. Bonnet and E. Demaldent, "The eddy current model as a low-frequency, high-conductivity asymptotic form of the maxwell transmission problem," *Computers & Mathematics with Applications*, 2018.
- [8] K. Cools, F. P. Andriulli, F. Olyslager, and E. Michielssen, "Nullspaces of mfi and calderón preconditioned efi operators applied to toroidal surfaces," *IEEE Transactions on Antennas and Propagation*, vol. 57, no. 10, pp. 3205–3215, 2009.
- [9] J. R. Nagel, "Induced eddy currents in simple conductive geometries: mathematical formalism describes the excitation of electrical eddy currents in a time-varying magnetic field," *IEEE Antennas and Propagation Magazine*, vol. 60, no. 1, pp. 81–88, 2017.
- [10] W. M. Rucker, R. Hoschek, and K. R. Richter, "Various bem formulations for calculating eddy currents in terms of field variables," *IEEE transactions on magnetics*, vol. 31, no. 3, pp. 1336–1341, 1995.