

Abundance of primordial black holes with local non-Gaussianity in peak theory

Chul-Moon Yoo^a, Jinn-Ouk Gong^b and Shuichiro Yokoyama^{c,d}

^a*Division of Particle and Astrophysical Science, Graduate School of Science
Nagoya University, Nagoya 464-8602, Japan*

^b*Korea Astronomy and Space Science Institute, Daejeon 34055, Korea*

^c*Kobayashi-Maskawa Institute, Nagoya University, Nagoya 464-8602, Japan*

^d*Kavli Institute for the Physics and Mathematics of the Universe, The University of Tokyo
Kashiwa, Chiba 277-8583, Japan*

Abstract

We discuss the effect of local type non-Gaussianity on the abundance of primordial black holes (PBH) based on the peak theory. We provide the PBH formation criterion based on the so-called compaction function and use the peak theory statistics associated with the curvature perturbation with the local type non-Gaussianity. Providing a method to estimate the PBH abundance, we demonstrate the effects of non-Gaussianity. It is explicitly shown that the value of non-linear parameter $|f_{\text{NL}}| \sim 1$ induces a similar effect to a few factors of difference in the amplitude of the power spectrum.

1 Introduction

Primordial black holes (PBHs) repeatedly come up as a hot topic in cosmology and astrophysics since the pioneering works of Zel'dovich and Novikov [1] and Hawking [2]. For instance, PBHs are still fascinating candidate for dark matter (e.g., see [3–14] and references therein), and observational constraints are frequently updated (see e.g. [10, 15]). Number of interesting scenarios which produce substantial number of PBHs are proposed (see e.g. a recent review [16] and references therein).

One of inevitable issues is the estimation of PBH abundance. Simplest conventional way to estimate PBH abundance is the Press-Schechter (PS) formalism [17], where the Gaussian distribution of a perturbation variable and its threshold for PBH formation are assumed. The validity of these assumptions has been under discussion for a long time (see e.g. [4, 18–32]). Recently, a more plausible procedure for PBH formation in a radiation dominated era is proposed in [33], where an enhanced feature is assumed in the primordial power spectrum around some specific scale which enters the horizon in a radiation dominated era. Another important assumption is the random Gaussian distribution of the curvature perturbation. Then, a reliable procedure for the estimation of PBH abundance is derived based on the peak theory [34, 35] of the curvature perturbation, by taking the non-linear effect between the curvature perturbation and the density perturbation into account (see e.g. [36–38] for the significance of the non-linearity).

The purpose of this article is to show the impact of the local type non-Gaussianity of the curvature perturbation extending the procedure given in [33]. We note that in [33], the intrinsic non-Gaussianity that originates from the non-linear relation between the curvature perturbation and the density perturbation is taken into account. However, throughout [33] the curvature perturbation is assumed to be a random Gaussian variable. In this article, we provide a method to introduce the local type non-Gaussianity of the curvature perturbation into the procedure provided in [33]. The effect of non-Gaussianity on the PBH abundance and the spatial distribution of PBHs have been discussed in [39–57]. However, since a new plausible procedure is proposed, it is important to check how the previously reported effect of the non-Gaussianity works in the new procedure. Providing a method to estimate PBH abundance including the local type non-Gaussianity, we demonstrate the effect of the non-Gaussianity of the curvature perturbation.

This article is organized as follows. In Section 2, the typical profile of the curvature perturbation is derived for a given scale and amplitude of the peak with the non-linear parameter f_{NL} . The general implicit expression for the PBH fraction is derived in Section 3. Two specific primordial power spectra are shown as examples to present the impact of non-Gaussianity in Section 4. Section 5 is devoted to a short summary. Some technical detail is given in the appendices. Throughout this article, we use the geometrized units in which both the speed of light and the Newton's gravitational constant are unity, $c = G = 1$.

2 Typical peak profile with local non-Gaussianity

In this article, we consider the spatial metric given by

$$ds_3^2 = a^2 e^{-2\zeta} \tilde{\gamma}_{ij} dx^i dx^j, \quad (1)$$

and now we assume that the reference spatial metric $\tilde{\gamma}_{ij}$ is flat, and that the curvature perturbation ζ is given by the following form with the local type non-Gaussianity:

$$\zeta = \zeta_G - \frac{3}{5} f_{\text{NL}} (\zeta_G^2 - \langle \zeta_G^2 \rangle), \quad (2)$$

where the brackets denote the ensemble average, and ζ_G is the random Gaussian distribution with the power spectrum $\mathcal{P}(k)$ defined by

$$\langle \tilde{\zeta}_G^*(\mathbf{k}) \tilde{\zeta}_G(\mathbf{k}') \rangle = (2\pi)^3 \delta(\mathbf{k} - \mathbf{k}') \frac{2\pi^2}{k^3} \mathcal{P}(k), \quad (3)$$

where $\tilde{\zeta}_G(\mathbf{k})$ is the Fourier transform of ζ_G . Note that we follow the same sign convention of ζ as [33, 58], so the negative sign of the non-linear term in (2) keeps f_{NL} consistent with the conventional definition, e.g. adopted in the Planck 2018 report on non-Gaussianity [59].

Let us focus on a high peak of ζ_G . Here we assume that all peaks of ζ_G are peaks of ζ . The validity of this assumption is discussed in Appendix A. According to the peak theory [35], for a high peak at $\mathbf{r} = \mathbf{0}$, we obtain the probability distribution for the spherical profile of $\zeta_G(r)$ as follows:

$$P(\zeta_G(r)|\mu, k_*) = \frac{1}{\sqrt{2\pi}\sigma_\zeta} \exp \left\{ -\frac{1}{2\sigma_\zeta^2} [\zeta_G(r) - \bar{\zeta}_G(r)]^2 \right\}, \quad (4)$$

where μ and k_* are respectively the amplitude and the curvature scale of the Gaussian peak:

$$\mu = -\zeta_G|_{r=0}, \quad (5)$$

$$k_*^2 = \frac{\Delta \zeta_G|_{r=0}}{\mu}. \quad (6)$$

The mean $\bar{\zeta}_G(r)$ and the variance σ_ζ are respectively given as

$$-\frac{\bar{\zeta}_G(r)}{\sigma_0} = \frac{\mu/\sigma_0}{1-\gamma^2} \left(\psi + \frac{1}{3} R_*^2 \Delta \psi \right) - \frac{\mu k_*^2/\sigma_2}{\gamma(1-\gamma^2)} \left(\gamma^2 \psi + \frac{1}{3} R_*^2 \Delta \psi \right), \quad (7)$$

$$\begin{aligned} \frac{\sigma_\zeta^2}{\sigma_0^2} &= 1 - \frac{1}{1-\gamma^2} \psi^2 - \frac{1}{\gamma^2(1-\gamma^2)} \left(2\gamma^2 \psi + \frac{1}{3} R_*^2 \Delta \psi \right) \frac{1}{3} R_*^2 \Delta \psi \\ &\quad - \frac{5}{\gamma^2} \left(\frac{\psi'}{r} - \frac{1}{3} \Delta \psi \right)^2 R_*^2 - \frac{1}{\gamma^2} R_*^2 \psi'^2, \end{aligned} \quad (8)$$

with $\gamma = \sigma_1^2/(\sigma_0\sigma_2)$, $R_* = \sqrt{3}\sigma_1/\sigma_2$ and

$$\psi(r) = \frac{1}{\sigma_0^2} \int \frac{dk}{k} \frac{\sin(kr)}{kr} \mathcal{P}(k). \quad (9)$$

In the above, σ_n is a n -th order gradient moment for ζ_G defined by

$$\sigma_n^2 \equiv \int \frac{dk}{k} k^{2n} \mathcal{P}(k). \quad (10)$$

As in (2), here, the non-Gaussian curvature perturbation ζ is explicitly given as a function of ζ_G . Then, by using (4), we can derive the typical profile $\bar{\zeta}(r; \mu, k_*)$ for $\zeta(r)$ as

$$\begin{aligned}
-\bar{\zeta}(r; \mu, k_*) &= - \int \zeta P(\zeta_G | \mu, k_*) d\zeta_G \\
&= - \int \left[\zeta_G - \frac{3}{5} f_{\text{NL}} (\zeta_G^2 - \langle \zeta_G^2 \rangle) \right] P(\zeta_G | \mu, k_*) d\zeta_G \\
&= -\bar{\zeta}_G + \frac{3}{5} f_{\text{NL}} (\bar{\zeta}_G^2 + \sigma_\zeta^2 - \sigma_0^2) .
\end{aligned} \tag{11}$$

3 General expression for the PBH fraction

Hereafter the calculations are mostly implicit and can be numerically done in general, and the basic procedure of the calculations are shown in [33]. Thus, we just give a sketch of the implicit calculations with some details being given in Appendix B).

We consider that the criterion for PBH formation is given in terms of the so-called compaction function \mathcal{C} , which is defined as the mass excess at a certain region. As shown Appendix B, \mathcal{C} can be written as a function of ζ . PBH would be formed when the maximum value of the compaction function, \mathcal{C}^{max} , is larger than a threshold \mathcal{C}_{th} . Evaluating (B.2) with respect to the typical profile $\bar{\zeta}$, we may obtain the value of r_m , at which the compaction function takes the maximum value \mathcal{C}^{max} , as a function of μ and k_* . That is, $r_m = \bar{r}_m(\mu, k_*)$ where an overbar means it is evaluated by using $\bar{\zeta}$, which is a function of μ and k_* . Then, \mathcal{C}^{max} can be also expressed as a function of μ and k_* as $\mathcal{C}^{\text{max}} = \bar{\mathcal{C}}^{\text{max}}(\mu, k_*)$. Note that \bar{r}_m and $\bar{\mathcal{C}}^{\text{max}}$ depend on the non-linear parameter f_{NL} through the non-Gaussian correction in the typical profile $\bar{\zeta}$ as shown in (11). By identifying $\bar{\mathcal{C}}^{\text{max}}(\mu, k_*)$ as the threshold value $\mathcal{C}_{\text{th}} \approx 0.267$, we define the threshold μ_{th} as a function of k_* :

$$\mu_{\text{th}} = \mu_{\text{th}}(k_*) . \tag{12}$$

We may also regard the PBH mass M , which is defined by r_m [see (B.4) in Appendix B], as a function of μ and k_* by identifying $r_m = \bar{r}_m(\mu, k_*)$ and $\zeta = \bar{\zeta}(\bar{r}_m; \mu, k_*)$:

$$M = \bar{M}(\mu, k_*) . \tag{13}$$

Then, eliminating k_* from the above two equations, the threshold value of μ_{th} is given as a function of the PBH mass M :

$$\mu_{\text{th}} = \mu_{\text{th}}(M) , \tag{14}$$

and this would be modified by the non-Gaussian effect. As will be shown later, in particular, for the case with the extended power spectrum we may have a minimum value of μ for a fixed value of M . Let the function $\mu_{\text{min}}(M)$ denote this minimum value. Then, the relevant region of μ for PBH formation with the mass M is given by

$$\mu > \mu_b \equiv \max \left\{ \mu_{\text{min}}(M), \mu_{\text{th}}^{(M)}(M) \right\} . \tag{15}$$

Since the parameters μ and k_* are based on the Gaussian random variable, we can use the standard expression for the peak number density:

$$n_{\text{pk}}(\mu, k_*) d\mu dk_* = \frac{2}{3^{3/2} (2\pi)^{3/2}} \mu k_* \frac{\sigma_2^2}{\sigma_0 \sigma_1^3} f \left(\frac{\mu k_*^2}{\sigma_2} \right) P_1 \left(\frac{\mu}{\sigma_0}, \frac{\mu k_*^2}{\sigma_2} \right) d\mu dk_* , \tag{16}$$

where the function f and the probability P_1 are given by

$$f(x) = \frac{1}{2}x(x^2 - 3) \left[\operatorname{erf} \left(\frac{1}{2}\sqrt{\frac{5}{2}}x \right) + \operatorname{erf} \left(\sqrt{\frac{5}{2}}x \right) \right] + \sqrt{\frac{2}{5\pi}} \left[\left(\frac{8}{5} + \frac{31}{4}x^2 \right) e^{-5x^2/8} + \left(-\frac{8}{5} + \frac{1}{2}x^2 \right) e^{-5x^2/2} \right], \quad (17)$$

$$P_1 \left(\frac{\mu}{\sigma_0}, \frac{\mu k_*^2}{\sigma_2} \right) = \frac{1}{2\pi\sqrt{1-\gamma^2}} \exp \left\{ -\frac{\mu^2}{2} \left[\frac{1}{\sigma_0^2} + \frac{1}{\sigma_2^2(1-\gamma^2)} \left(k_*^2 - \frac{\sigma_1^2}{\sigma_0^2} \right)^2 \right] \right\}. \quad (18)$$

Further, since the direct observable is not k_* but the PBH mass M , we change the variable from k_* to M as follows:

$$n_{\text{pk}}(\mu, M)d\mu dM = 3^{-3/2}(2\pi)^{-3/2} \frac{\sigma_2^2}{\sigma_0\sigma_1^3} \mu k_* f \left(\frac{\mu k_*^2}{\sigma_2} \right) P_1 \left(\frac{\mu}{\sigma_0}, \frac{\mu k_*^2}{\sigma_2} \right) \times \left| \left[\frac{1}{\bar{r}_m} - \bar{\zeta}'(\bar{r}_m) \right] \frac{d\bar{r}_m}{dk_*} - \left(\frac{d\bar{\zeta}}{dk_*} \right)_{r=\bar{r}_m} \right|^{-1} d\mu d \log M, \quad (19)$$

where k_* should be regarded as a function of μ and M as in (13). By counting the number of peaks whose μ is larger than the threshold value μ_b , we can evaluate the number density of PBHs as

$$n_{\text{PBH}}d \log M = \left[\int_{\mu_b}^{\infty} d\mu n_{\text{pk}}(\mu, M) \right] M d \log M. \quad (20)$$

We also note that the scale factor a is a function of M as shown in (B.4). Then, the fraction of PBHs to the total density $\beta_0 d \log M$ can be given by

$$\begin{aligned} \beta_0 d \log M &= \frac{M n_{\text{PBH}}}{\rho a^3} d \log M \\ &= \frac{4\pi}{3} n_{\text{PBH}} k_{\text{eq}}^{-3} \left(\frac{M}{M_{\text{eq}}} \right)^{3/2} d \log M \\ &= \frac{2k_{\text{eq}}^{-3}}{3^{5/2}(2\pi)^{1/2}} \frac{\sigma_2^2}{\sigma_0\sigma_1^3} \left(\frac{M}{M_{\text{eq}}} \right)^{3/2} \left\{ \int_{\mu_b}^{\infty} d\mu \mu k_* f \left(\frac{\mu k_*^2}{\sigma_2} \right) P_1 \left(\frac{\mu}{\sigma_0}, \frac{\mu k_*^2}{\sigma_2} \right) \right. \\ &\quad \left. \times \left| \left[\frac{1}{\bar{r}_m} - \bar{\zeta}'(\bar{r}_m) \right] \frac{d\bar{r}_m}{dk_*} - \left(\frac{d\bar{\zeta}}{dk_*} \right)_{r=\bar{r}_m} \right|^{-1} \right\} d \log M, \quad (21) \end{aligned}$$

where M_{eq} and k_{eq} are respectively corresponding to the formed PBH mass and the comoving wave number reentering the horizon, at the matter radiation equality.

4 Effect of local non-Gaussianity on PBH abundance

Given the general expression for the PBH abundance (21), now we employ explicit examples with specific power spectra and investigate the effect of the local non-Gaussianity on the abundance of PBHs.

4.1 Monochromatic power spectrum

Let us consider the monochromatic power spectrum given by

$$\mathcal{P}(k) = \sigma_0^2 k_0 \delta(k - k_0). \quad (22)$$

For this case, gradient moments are explicitly calculated as $\sigma_n^2 = \sigma_0^2 k_0^{2n}$. Then, replacing k_* by k_0 in (7), we find

$$-\bar{\zeta}_G = \mu \psi(r) = \mu \frac{\sin(k_0 r)}{k_0 r}, \quad (23)$$

where ψ is calculated from (9). Since the value of k_* is fixed to be $k_* = k_0$, we do not have k_* dependence for \bar{r}_m , \bar{C}^{\max} , μ_{th} and \bar{M} . The value of μ_{th} is converted into the threshold value of M_{th} through the function $\bar{M}(\mu)$, i.e. $M_{\text{th}} = \bar{M}(\mu_{\text{th}})$. Through the non-Gaussian correction in the typical profile $\bar{\zeta}$, as mentioned in the previous section, \bar{r}_m , \bar{C}^{\max} and also \bar{M} are dependent on f_{NL} . Figure 1 shows the non-Gaussian effects on \bar{r}_m , \bar{C}^{\max} and \bar{M} as functions of the peak amplitude μ . Here, we take $\sigma_0 = 0.06$ and in each panel the blue, red, and green lines are respectively for the Gaussian case, i.e. $f_{\text{NL}} = 0$, $3f_{\text{NL}}/5 = 1$ and $3f_{\text{NL}}/5 = -1/4$. In the panel for \bar{C}^{\max} , the yellow horizontal line represents the threshold for PBH formation. The dashed lines in the panel for \bar{M} are also the thresholds with respect to M .

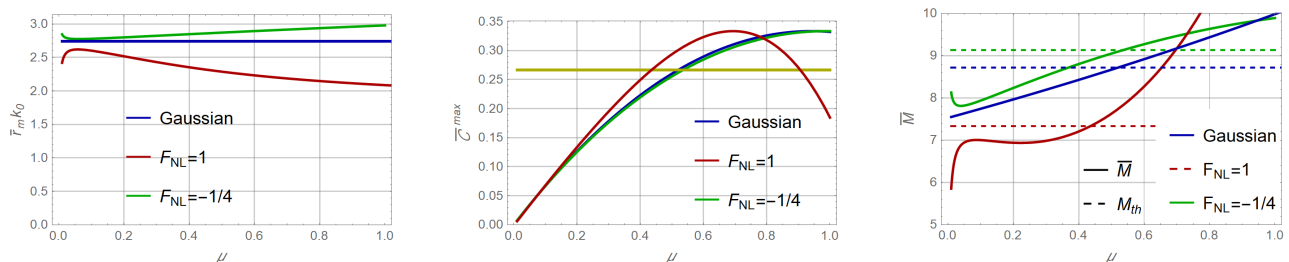


Figure 1: (Left panel) $\bar{r}_m(\mu)$, (middle panel) $\bar{C}^{\max}(\mu)$ and (right panel) $\bar{M}(\mu)$ for $\sigma_0 = 0.06$. Here, $F_{\text{NL}} \equiv 3f_{\text{NL}}/5$ for notational simplicity.

Since the probability distribution P_1 is given by

$$P_1 \left(\frac{\mu}{\sigma_0}, \frac{\mu k_*^2}{\sigma_2} \right) \xrightarrow{\gamma \rightarrow 1} \frac{1}{2\sqrt{2\pi}} \frac{\sigma_2}{\mu k_*} \delta(k_* - k_0) \exp \left(-\frac{\mu^2}{2\sigma_0^2} \right), \quad (24)$$

the peak number density can be written as

$$n_{\text{pk}}(\mu) d\mu = 3^{-3/2} (2\pi)^{-2} \frac{1}{\sigma_0} k_0^3 f \left(\frac{\mu}{\sigma_0} \right) \exp \left(-\frac{\mu^2}{2\sigma_0^2} \right) d\mu. \quad (25)$$

Changing the variable from μ to M through the function $M = \bar{M}(\mu)$, and taking the threshold value M_{th} into account, we obtain the following expression for the PBH number density:

$$n_{\text{PBH}} d \log M = 3^{-3/2} (2\pi)^{-2} \frac{1}{\sigma_0} k_0^3 f \left(\frac{\mu}{\sigma_0} \right) \exp \left(-\frac{\mu^2}{2\sigma_0^2} \right) M \frac{d\mu}{dM} \Theta(M - M_{\text{th}}) dM, \quad (26)$$

where μ should be regarded as a function of M through the relation $M = \bar{M}(\mu)$. Finally, we obtain

$$\beta_0 d \log M = \frac{1}{3^{5/2} \pi \sigma_0} \left(\frac{M}{M_{\text{eq}}} \right)^{3/2} \left(\frac{k_0}{k_{\text{eq}}} \right)^3 f \left(\frac{\mu}{\sigma_0} \right) \exp \left(-\frac{\mu^2}{2\sigma_0^2} \right) M \frac{d\mu}{dM} \Theta(M - M_{\text{th}}) dM. \quad (27)$$

Note that the functional form of this expression is completely the same as (80) in [33]. The non-Gaussian correction in β_0 appears just through the modifications of M_{th} and the value of μ at M_{th} . The PBH fraction β_0 for $3f_{\text{NL}}/5 = -1/4, 0$ and 1 is depicted as a function of M with $\sigma_0 = 0.06$ and $k_0 = 10^5 k_{\text{eq}}$ in Figure 2. As can be seen, for larger f_{NL} the cut-off scale for PBH mass is shifted to smaller value. This is due to the smaller M_{th} for larger f_{NL} as shown in the right panel in Figure 1. Furthermore, the peak value of the PBH fraction β_0 increases with increasing the value of f_{NL} . This is due to the fact that the value of μ at $M = M_{\text{th}}$ becomes smaller for larger value of f_{NL} , as can be seen in the right panel in Figure 1.

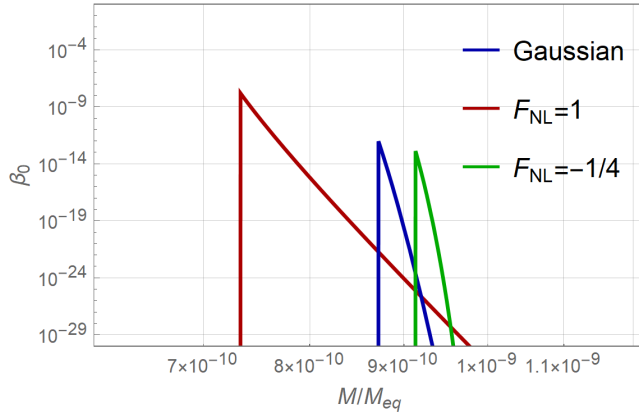


Figure 2: β_0 as a function of M with $\sigma_0 = 0.06$ and $k_0 = 10^5 k_{\text{eq}}$. The PBH fraction increases with increasing the value of f_{NL} .

4.2 Extended power spectrum

Let us consider the simple extended power spectrum given by

$$\mathcal{P}(k) = 3 \sqrt{\frac{6}{\pi}} \sigma^2 \left(\frac{k}{k_0} \right)^3 \exp \left(-\frac{3k^2}{2k_0^2} \right). \quad (28)$$

For this case, the functional form of $\psi(r)$ is given by

$$\psi(r) = \exp \left(-\frac{k_0^2 r^2}{6} \right). \quad (29)$$

The dependence of $r_{\text{m}}(\mu, k_*)$, $\bar{\mathcal{C}}^{\text{max}}(\mu, k_*)$ and $\bar{M}(\mu, k_*)$ on k_* and μ is shown in Figure 3 for $\sigma = 0.1$ and $3f_{\text{NL}}/5 = 1$.

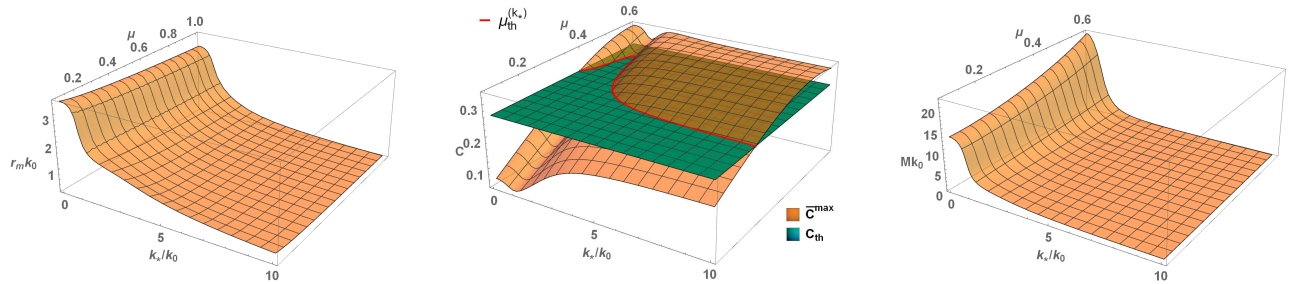


Figure 3: (Left panel) $r_m(\mu, k_*)$, (middle panel) $\bar{C}^{\max}(\mu, k_*)$, C_{th} and $\mu_{\text{th}}^{(k_*)}$, and (right panel) $\bar{M}(\mu, k_*)$ for $\sigma = 0.1$ and $3f_{\text{NL}}/5 = 1$.

As we have mentioned, for the extended power spectrum, we find that the maximum value of M is realized at $k_* = 0$ for each μ . Therefore, for a given value of M , the minimum value of μ_{min} is given by

$$\mu_{\text{min}}(M) = \mu(M, 0). \quad (30)$$

Thus, in the estimation of the PBH fraction, we should take into account the relevant region of μ with the mass M given by (15). The dependence of $\mu_b(M)$ on different values of f_{NL} is shown in the left panel in Figure 4. The resultant PBH fraction β_0 for the extended power spectrum is depicted as a function of M in the right panel of Figure 4.

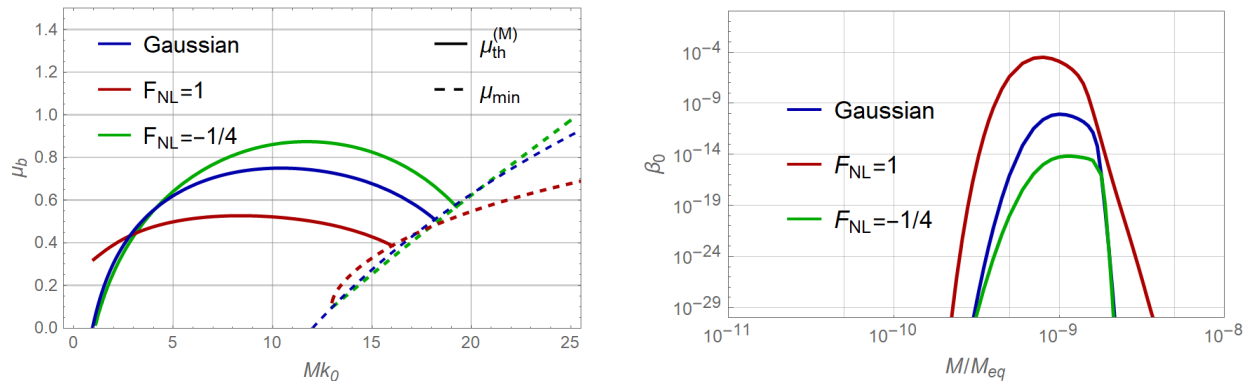


Figure 4: (Left panel) $\mu_{\text{th}}(M)$ and $\mu_{\text{min}}(M)$ for $\sigma = 0.1$, and (right panel) β_0 as a function of M . The PBH abundance increases with a larger value of f_{NL} .

5 Summary

We have discussed the effect of the local type non-Gaussianity on the PBH abundance. Our procedure is based on the peak theory for the Gaussian variable ζ_G , which is related to the non-Gaussian curvature perturbation ζ via (2), which is the simplest type of non-Gaussianity with the non-linear parameter f_{NL} . Summary of our procedure is schematically shown in Figure 5. The value of $|f_{\text{NL}}| \sim 1$ induces a similar effect to a few factors of difference in the amplitude

of the power spectrum. The negative/positive value of $|f_{\text{NL}}|$ of $\mathcal{O}(1)$ may reduce/enhance the PBH abundance in several orders of magnitude. The calculation procedure for estimating the PBH abundance shown in this article can be also applied to more general types of primordial non-Gaussianity straightforwardly, once the primordial curvature perturbation is given as a function of the Gaussian variable ζ_{G} .

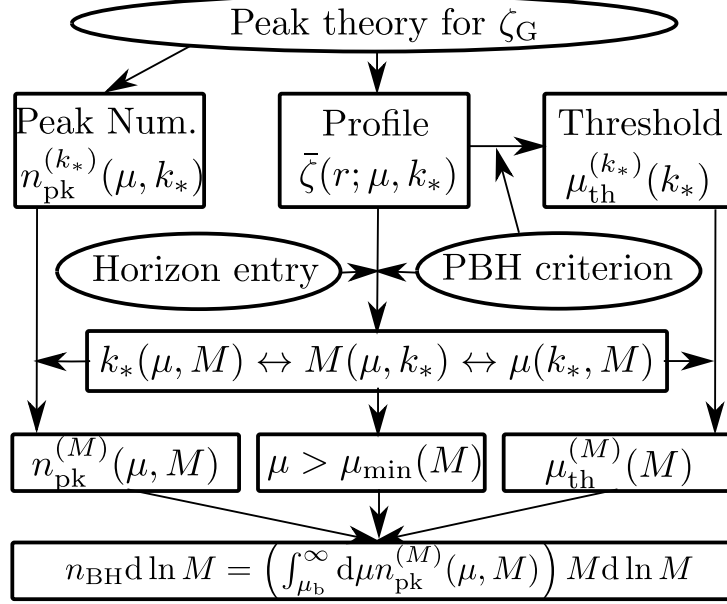


Figure 5: A flow chart of our procedure.

Note added: While preparing the manuscript, we found a paper by Atal, Garriga and Marcos-Caballero [60], which has some overlap with our work.

Acknowledgements

This work is supported in part by the Japan Society for the Promotion of Science (JSPS) and the National Research Foundation of Korea (NRF) under the Japan-Korea Basic Scientific Cooperation Program (NRF-2018K2A9A2A08000127). CY is supported in part by JSPS KAKENHI Grant (JP19H01895). JG is supported in part by the Basic Science Research Program through NRF Research Grant (2016R1D1A1B03930408). SY is supported by MEXT KAKENHI Grant Number 15H05888 and 18H04356.

A Peaks of ζ_{G} and ζ

First, let us introduce the following Taylor expansion of the fields $\zeta(x_i)$ and $\zeta_{\text{G}}(x_i)$:

$$\zeta = \zeta_0 + \zeta_1^i x_i + \frac{1}{2} \zeta_2^{ij} x_i x_j + \mathcal{O}(x^3), \quad (\text{A.1})$$

$$\zeta = \zeta_{\text{G}0} + \zeta_{\text{G}1}^i x_i + \frac{1}{2} \zeta_{\text{G}2}^{ij} x_i x_j + \mathcal{O}(x^3). \quad (\text{A.2})$$

With (2), the coefficients satisfy the following relations:

$$\zeta_0 = \zeta_{G0} - \frac{3}{5}f_{\text{NL}}(\zeta_{G0}^2 - \sigma_0^2), \quad (\text{A.3})$$

$$\zeta_1^i = \zeta_{G1}^i \left(1 - \frac{6}{5}f_{\text{NL}}\zeta_{G0}\right), \quad (\text{A.4})$$

$$\zeta_2 = \zeta_{G2} \left(1 - \frac{6}{5}f_{\text{NL}}\zeta_{G0}\right) - \frac{6}{5}f_{\text{NL}} \sum_i (\zeta_{G1}^i)^2, \quad (\text{A.5})$$

where $\zeta_2 = \zeta_2^{11} + \zeta_2^{22} + \zeta_2^{33}$ and $\zeta_{G2} = \zeta_{G2}^{11} + \zeta_{G2}^{22} + \zeta_{G2}^{33}$. Here, we adopt a simple criterion for PBH formation $\delta > \delta_{\text{th}}$ at the horizon entry to perform the order-of-magnitude estimation.

The value of δ can be expressed in terms of the Taylor expansion around a certain point:

$$\delta = \frac{4}{9} \frac{1}{a^2 H^2} \left\{ e^{2\zeta_0} \left[\zeta_2 - \frac{1}{2} \sum_i (\zeta_1^i)^2 \right] \right\} + \mathcal{O}(y^2), \quad (\text{A.6})$$

where we have introduced a new spatial coordinate \mathbf{y} to emphasize the difference from the expansion around the peak of ζ . Focusing on the region which will collapse into a PBH, from the inequality $\delta > \delta_{\text{th}}$, we obtain the following inequality:

$$\left. \frac{\zeta_2}{\bar{a}^2 H^2} \right|_{\text{horizon entry}} > \frac{9}{4} \delta_{\text{th}} \sim 1, \quad (\text{A.7})$$

where we have defined the renormalized local scale factor $\bar{a} = ae^{-\zeta_0}$.

Let us apply the inequality (A.7) to a peak of ζ . We introduce the following two variables to characterize the profile around a peak of ζ :

$$\mu_{\text{NG}} = -\zeta|_{\text{peak}}, \quad (\text{A.8})$$

$$\kappa_{\text{NG}} = \frac{\Delta\zeta|_{\text{peak}}}{\mu_{\text{NG}}}. \quad (\text{A.9})$$

We note that, while we introduce k_*^2 for ζ_G in the main text because we are interested in the case $\Delta\zeta_G > 0$, κ_{NG} can be negative in general. Adopting $\bar{a}^2 H^2 \sim |\kappa|$ as the horizon entry condition, (A.7) can be rewritten as

$$\mu_{\text{NG}} > \frac{9}{4} \delta_{\text{th}} \sim 1. \quad (\text{A.10})$$

(A.3), (A.4) and (A.5) are then written as

$$\mu_{\text{NG}} = \mu + \frac{3}{5}f_{\text{NL}}(\mu^2 - \sigma_0^2), \quad (\text{A.11})$$

$$0 = \zeta_{G1}^i \left(1 + \frac{6}{5}f_{\text{NL}}\mu\right), \quad (\text{A.12})$$

$$\mu_{\text{NG}}\kappa_{\text{NG}} = \mu\kappa \left(1 + \frac{6}{5}f_{\text{NL}}\mu\right) + \frac{6}{5}f_{\text{NL}} \sum_i (\zeta_{G1}^i)^2. \quad (\text{A.13})$$

If $1 + 6f_{\text{NL}}\mu/5$ is negative, the sign of $\mu_{\text{NG}}\kappa_{\text{NG}}$ can be different from $\mu\kappa$. That is, a peak of ζ can be a minimum of ζ_G . In order to avoid this situation, we simply assume $3f_{\text{NL}}/5 \gtrsim -1/4$.

B PBH formation criteria

Here, we briefly review the estimate on the threshold for the formation of PBHs following [31], introducing the basic perturbation variables used in the main text.

Assuming the spherical symmetry around high peaks, we introduce a compaction function, which represents an excess of the Misner-Sharp mass δM in the spherical region with the radius r , given by (see [31, 33] for details)

$$\mathcal{C}(r) \equiv \frac{\delta M}{R} = \frac{1}{3} \left[1 - (1 - r\zeta')^2 \right], \quad (\text{B.1})$$

where $R \equiv ar e^{-\zeta}$ is the areal radius at the radius r , and the second equality holds on the comoving slice. Assuming that \mathcal{C} is a smooth function of r , we may find a radius $r = r_m$ at which \mathcal{C} takes the maximum value $\mathcal{C}^{\max} = \mathcal{C}(r_m)$, and $\mathcal{C}'(r_m) = 0$ should be satisfied. From (B.1), $\mathcal{C}'(r_m) = 0$ gives the condition for ζ at $r = r_m$ as

$$(\zeta' + r\zeta'')|_{r=r_m} = 0. \quad (\text{B.2})$$

Then, as a criterion for PBH formation, we consider that PBH is formed when the maximum value of the compaction function is larger than a threshold \mathcal{C}_{th} :

$$\mathcal{C}^{\max} > \mathcal{C}_{\text{th}}. \quad (\text{B.3})$$

In this article, we use $\mathcal{C}_{\text{th}} \approx 0.267$ as a reference value [31, 33]. The specific value $\mathcal{C} \approx 0.267$ is imported from the results of the numerical simulations for PBH formation performed in [31]. We note that, as is shown in [31], at the moment of the horizon entry $ar e^{-\zeta} = 1/H$, the value of the compaction function is equivalent to the half of the volume averaged density perturbation. Therefore the inequality (B.3) can be expressed as $\bar{\delta}_{\text{max}} > \delta_{\text{th}} = 2\mathcal{C}_{\text{th}}$ with $\bar{\delta}_{\text{max}}$ being the maximum value of the averaged density perturbation.

Finally, let us give the estimate of the PBH mass. Since the PBH mass is given by $M = \alpha H^{-1}/2$ with α being a numerical factor, from the horizon entry condition $ar e^{-\zeta} = 1/H$, the PBH mass M can be expressed as follows:

$$M = \frac{1}{2}\alpha H^{-1} = \frac{1}{2}\alpha ar_m e^{-\zeta(r_m)} = M_{\text{eq}} k_{\text{eq}}^2 r_m^2 e^{-2\zeta(r_m)}, \quad (\text{B.4})$$

where we have used $H \propto a^{-2}$ during radiation dominated era, and $M_{\text{eq}} = \alpha H_{\text{eq}}^{-1}/2$ and $k_{\text{eq}} = a_{\text{eq}} H_{\text{eq}}$ at the matter-radiation equality. The value of the numerical factor α is rather ambiguous, and we set $\alpha = 1$ as a fiducial value in the main text.

References

- [1] Y. B. Zel'dovich and I. D. Novikov, *Soviet Ast.* **19**, 602 (1967).
- [2] S. Hawking, *Mon. Not. Roy. Astron. Soc.* **152**, 75 (1971).
- [3] G. F. Chapline, *Nature* **253**, 251 (1975).

- [4] B. J. Carr, *Astrophys. J.* **201**, 1 (1975).
- [5] J. Garcia-Bellido, A. D. Linde and D. Wands, *Phys. Rev. D* **54**, 6040 (1996) [astro-ph/9605094].
- [6] K. Jedamzik and J. C. Niemeyer, *Phys. Rev. D* **59**, 124014 (1999) [astro-ph/9901293].
- [7] P. H. Frampton, M. Kawasaki, F. Takahashi and T. T. Yanagida, *JCAP* **1004**, 023 (2010) [arXiv:1001.2308 [hep-ph]].
- [8] M. Kawasaki, N. Kitajima and T. T. Yanagida, *Phys. Rev. D* **87**, no. 6, 063519 (2013) [arXiv:1207.2550 [hep-ph]].
- [9] K. Kohri, C. M. Lin and T. Matsuda, *Phys. Rev. D* **87**, no. 10, 103527 (2013) [arXiv:1211.2371 [hep-ph]].
- [10] B. Carr, F. Kuhnel and M. Sandstad, *Phys. Rev. D* **94**, no. 8, 083504 (2016) [arXiv:1607.06077 [astro-ph.CO]].
- [11] G. Chapline and P. H. Frampton, *JCAP* **1611**, no. 11, 042 (2016) [arXiv:1608.04297 [gr-qc]].
- [12] J. M. Ezquiaga, J. Garcia-Bellido and E. Ruiz Morales, *Phys. Lett. B* **776**, 345 (2018) [arXiv:1705.04861 [astro-ph.CO]].
- [13] S. Clesse and J. Garcia-Bellido, *Phys. Dark Univ.* **22**, 137 (2018) [arXiv:1711.10458 [astro-ph.CO]].
- [14] K. Kohri and T. Terada, *Class. Quant. Grav.* **35**, no. 23, 235017 (2018) [arXiv:1802.06785 [astro-ph.CO]].
- [15] B. J. Carr, K. Kohri, Y. Sendouda and J. Yokoyama, *Phys. Rev. D* **81**, 104019 (2010) [arXiv:0912.5297 [astro-ph.CO]].
- [16] M. Sasaki, T. Suyama, T. Tanaka and S. Yokoyama, *Class. Quant. Grav.* **35**, no. 6, 063001 (2018) [arXiv:1801.05235 [astro-ph.CO]].
- [17] W. H. Press and P. Schechter, *Astrophys. J.* **187**, 425 (1974).
- [18] D. K. Nadezhin, I. D. Novikov and A. G. Polnarev, *Soviet Ast.* **22**, 129 (1978).
- [19] I. D. Novikov and A. G. Polnarev, *Soviet Ast.* **24**, 147 (1980).
- [20] J. C. Niemeyer and K. Jedamzik, *Phys. Rev. D* **59**, 124013 (1999) [astro-ph/9901292].
- [21] M. Shibata and M. Sasaki, *Phys. Rev. D* **60**, 084002 (1999) [gr-qc/9905064].
- [22] I. Musco, J. C. Miller and L. Rezzolla, *Class. Quant. Grav.* **22**, 1405 (2005) [gr-qc/0412063].
- [23] A. G. Polnarev and I. Musco, *Class. Quant. Grav.* **24**, 1405 (2007) [gr-qc/0605122].

- [24] I. Musco, J. C. Miller and A. G. Polnarev, *Class. Quant. Grav.* **26**, 235001 (2009) [arXiv:0811.1452 [gr-qc]].
- [25] I. Musco and J. C. Miller, *Class. Quant. Grav.* **30**, 145009 (2013) [arXiv:1201.2379 [gr-qc]].
- [26] A. G. Polnarev, T. Nakama and J. Yokoyama, *JCAP* **1209**, 027 (2012) [arXiv:1204.6601 [gr-qc]].
- [27] T. Harada, C. M. Yoo and K. Kohri, *Phys. Rev. D* **88**, no. 8, 084051 (2013) Erratum: [*Phys. Rev. D* **89**, no. 2, 029903 (2014)] [arXiv:1309.4201 [astro-ph.CO]].
- [28] T. Nakama, T. Harada, A. G. Polnarev and J. Yokoyama, *JCAP* **1401**, 037 (2014) [arXiv:1310.3007 [gr-qc]].
- [29] S. Young, C. T. Byrnes and M. Sasaki, *JCAP* **1407**, 045 (2014) [arXiv:1405.7023 [gr-qc]].
- [30] T. Nakama, *JCAP* **1410**, no. 10, 040 (2014) [arXiv:1408.0955 [gr-qc]].
- [31] T. Harada, C. M. Yoo, T. Nakama and Y. Koga, *Phys. Rev. D* **91**, no. 8, 084057 (2015) [arXiv:1503.03934 [gr-qc]].
- [32] I. Musco, arXiv:1809.02127 [gr-qc].
- [33] C. M. Yoo, T. Harada, J. Garriga and K. Kohri, *PTEP* **2018**, no. 12, 123E01 (2018) [arXiv:1805.03946 [astro-ph.CO]].
- [34] A. G. Doroshkevich, *Astrofizika* **6**, 581 (1970).
- [35] J. M. Bardeen, J. R. Bond, N. Kaiser and A. S. Szalay, *Astrophys. J.* **304**, 15 (1986).
- [36] M. Kawasaki and H. Nakatsuka, *Phys. Rev. D* **99**, no. 12, 123501 (2019) [arXiv:1903.02994 [astro-ph.CO]].
- [37] V. De Luca, G. Franciolini, A. Kehagias, M. Peloso, A. Riotto and C. Unal, arXiv:1904.00970 [astro-ph.CO].
- [38] S. Young, I. Musco and C. T. Byrnes, arXiv:1904.00984 [astro-ph.CO].
- [39] J. S. Bullock and J. R. Primack, *Phys. Rev. D* **55**, 7423 (1997) [astro-ph/9611106].
- [40] P. Ivanov, *Phys. Rev. D* **57**, 7145 (1998) [astro-ph/9708224].
- [41] J. Yokoyama, *Phys. Rev. D* **58**, 083510 (1998) [astro-ph/9802357].
- [42] J. C. Hidalgo, arXiv:0708.3875 [astro-ph].
- [43] R. Saito, J. Yokoyama and R. Nagata, *JCAP* **0806**, 024 (2008) [arXiv:0804.3470 [astro-ph]].
- [44] E. Bugaev and P. Klimai, *Phys. Rev. D* **85**, 103504 (2012) [arXiv:1112.5601 [astro-ph.CO]].

- [45] C. T. Byrnes, E. J. Copeland and A. M. Green, Phys. Rev. D **86**, 043512 (2012) [arXiv:1206.4188 [astro-ph.CO]].
- [46] A. Linde, S. Mooij and E. Pajer, Phys. Rev. D **87**, no. 10, 103506 (2013) [arXiv:1212.1693 [hep-th]].
- [47] E. V. Bugaev and P. A. Klimai, Int. J. Mod. Phys. D **22**, 1350034 (2013) [arXiv:1303.3146 [astro-ph.CO]].
- [48] S. Young and C. T. Byrnes, JCAP **1308**, 052 (2013) [arXiv:1307.4995 [astro-ph.CO]].
- [49] Y. Tada and S. Yokoyama, Phys. Rev. D **91**, no. 12, 123534 (2015) [arXiv:1502.01124 [astro-ph.CO]].
- [50] S. Young and C. T. Byrnes, JCAP **1504**, no. 04, 034 (2015) [arXiv:1503.01505 [astro-ph.CO]].
- [51] S. Young, D. Regan and C. T. Byrnes, JCAP **1602**, no. 02, 029 (2016) [arXiv:1512.07224 [astro-ph.CO]].
- [52] K. Ando, K. Inomata, M. Kawasaki, K. Mukaida and T. T. Yanagida, Phys. Rev. D **97**, no. 12, 123512 (2018) [arXiv:1711.08956 [astro-ph.CO]].
- [53] G. Franciolini, A. Kehagias, S. Matarrese and A. Riotto, JCAP **1803**, no. 03, 016 (2018) [arXiv:1801.09415 [astro-ph.CO]].
- [54] J. M. Ezquiaga and J. García-Bellido, JCAP **1808**, 018 (2018) [arXiv:1805.06731 [astro-ph.CO]].
- [55] K. Ando, M. Kawasaki and H. Nakatsuka, Phys. Rev. D **98**, no. 8, 083508 (2018) [arXiv:1805.07757 [astro-ph.CO]].
- [56] V. Atal and C. Germani, Phys. Dark Univ. , 100275 [arXiv:1811.07857 [astro-ph.CO]].
- [57] S. Passaglia, W. Hu and H. Motohashi, Phys. Rev. D **99**, no. 4, 043536 (2019) [arXiv:1812.08243 [astro-ph.CO]].
- [58] D. H. Lyth, K. A. Malik and M. Sasaki, JCAP **0505**, 004 (2005) [astro-ph/0411220].
- [59] Y. Akrami *et al.* [Planck Collaboration], arXiv:1905.05697 [astro-ph.CO].
- [60] V. Atal, J. Garriga and A. Marcos-Caballero, arXiv:1905.13202 [astro-ph.CO].