

The doctrinal paradox: ROC analysis in a probabilistic framework

Aureli Alabert
Department of Mathematics
Universitat Autònoma de Barcelona
08193 Bellaterra, Catalonia
Aureli.Alabert@uab.cat

Mercè Farré
Department of Mathematics
Universitat Autònoma de Barcelona
08193 Bellaterra, Catalonia
farre@mat.uab.cat

June 26, 2021

Abstract

The *doctrinal paradox* is analysed from a probabilistic point of view assuming a simple parametric model for the committee's behaviour. The well known *issue-by-issue* and *case-by-case* majority rules are compared in this model, by means of the concepts of *false positive rate* (FPR), *false negative rate* (FNR) and *Receiver Operating Characteristics* (ROC) space. We introduce also a new rule that we call *path-by-path*, which is somehow halfway between the other two. Under our model assumptions, the *issue-by-issue* rule is shown to be the best of the three according to an optimality criterion based in ROC maps, for all values of the model parameters (committee size and competence of its members), when equal weight is given to FPR and FNR. For unequal weights, the relative goodness of the rules depends on the values of the competence and the weights, in a way which is precisely described. The results are illustrated with some numerical examples.

Keywords: Doctrinal paradox, judgement aggregation, ROC space.

1 Introduction: The doctrinal paradox

The *Condorcet Jury Theorem* (attributed to Condorcet [6]) states that “if n jurists act independently, each with probability $\theta > \frac{1}{2}$ of making the correct decision, then the probability that the jury (deciding by majority rule) makes the correct decision increases monotonically to 1 as n tends to infinity”. See for instance Boland [1] and Karotkin and Paroush [13], and the references therein, for precise statements, proofs, and extensions of this principle.

The *doctrinal paradox* (a name introduced by Kornhauser [14] in 1992) arises in some situations when a committee or jury faces a compound question divided in two subquestions or premises, P and Q . The point of interest is in deciding between the acceptance of both premises $P \wedge Q$ (P and Q) and the acceptance of the opposite $\neg(P \wedge Q) = \neg P \vee \neg Q$ (*not P or not Q*). In view of the Condorcet Jury Theorem, some kind of majority rule seems appropriate for this two-premises problem. However, in some cases, the same set of individual decisions leads to different collective decisions depending on the manner the individual opinions are aggregated.

Classically, two standard decision procedures are considered in the literature: the *case-by-case* and the *issue-by-issue* procedures (CbyC and IbyI, respectively, for short), see [14], [15]. In

CbyC, each committee member or judge decides on both questions and votes $P \wedge Q$ or $\neg(P \wedge Q)$. Then, simple majority decides. It is also called the *conclusion-based* or *outcome-based* aggregation criterion. In fact, it is a reduction to the one-premise Condorcet case.

In the IbyI procedure, each committee member decides P or $\neg P$ first, and then a joint decision about this premise is taken by simple majority. Similarly, each member chooses between Q or $\neg Q$, and a joint decision is taken again by simple majority. If P and Q are separately decided by a (perhaps differently formed) majority, then $P \wedge Q$ is proclaimed. Otherwise, $\neg(P \wedge Q)$ is the conclusion. The IbyI procedure is also called the *premise-based* aggregation criterion.

Both procedures look reasonable, but they may give rise to different results, hence the “paradox”, as we can see in the examples of Tables 1 and 2. The first one shows a 3-member committee, with a description of the individual member behaviour on the left, and a summary contingency table on the right. A possible outcome of a 7-member decision is illustrated in Table 2. The contingency table is enough to note the presence of the paradox. In both examples, the CbyC and IbyI procedures lead to different decisions.

Members	P	Q	$P \wedge Q$
M ₁	✓	×	×
M ₂	×	✓	×
M ₃	✓	✓	✓
	✓	✓	×

	Q	$\neg Q$	Totals
P	1	1	2
$\neg P$	1	0	1
Totals	2	1	3

Table 1: A doctrinal paradox with a 3-member committee. In the table on the left, symbols ✓ and × mean decision in favour or against the premise, respectively. The contingency table on the right-hand side summarizes the information. The CbyC procedure leads to decide $\neg(P \wedge Q)$; the IbyI rule leads to $P \wedge Q$.

	Q	$\neg Q$	Totals
P	3	2	5
$\neg P$	2	0	2
Totals	5	2	7

Table 2: Contingency table showing the doctrinal paradox with a 7-member committee: There are majorities for P and Q separately, but not a conjoint majority for $P \wedge Q$.

The contingency table for the general case of n committee members is illustrated in Table 3. We will assume throughout the paper that n is an odd number: $n = 2m + 1$, $m \geq 1$. The doctrinal paradox appears when the following conditions are simultaneously satisfied:

$$x + y > m, \quad x + z > m, \quad x \leq m.$$

	Q	$\neg Q$	Totals
P	x	y	$x + y$
$\neg P$	z	t	$z + t$
Totals	$x + z$	$y + t$	n

Table 3: Summary of the distribution of n votes on two premises as a contingency table.

We now introduce a new decision rule which is also reasonable and, as we will see later, lies in some sense in between of the classical IbyI and CbyC rules. We call it *path-by-path* (PbyP,

for short), and it can be defined as follows: $P \wedge Q$ is proclaimed if the number of voters that individually decide $P \wedge Q$ is greater than those who decide $\neg P$, and greater than those who decide $\neg Q$, separately. That is, in the notation of Table 3, if $x > z + t$ and $x > y + t$. Comparing with IbyI, only the number of supporters of $P \wedge Q$ can be used to beat $\neg P$, without using the votes for $P \wedge \neg Q$, and similarly to beat $\neg Q$ without using the votes for $\neg P \wedge Q$; it is therefore a stronger requirement to conclude $P \wedge Q$. Comparing with CbyC, in order to conclude $P \wedge Q$, in PbyP the votes for $P \wedge Q$ do not need to beat the sum of all other options, but only those who deny P and those who deny Q , separately, which is a weaker statement.

Our goal is to compare the performance of the three decision rules, for different committee sizes and different individual competence of its members. To this end, we define a theoretical framework consisting of a probabilistic model where the *competence* of a judge is defined as the probability that he/she takes the correct decision about each single premise. It is assumed that a “true state of nature” or “absolute truth” exists, which is one of the four possibilities that combine P , Q and their negations.

Our performance criterion is based in the concepts of true and false positive and negative rates and the *Receiver Operating Characteristics* (ROC) space. They have their origin in the field of electrical engineering and are commonly used in medicine, machine learning and other scientific disciplines (see e.g. Fawcett [11] and Hand and Till [12]). We believe that its application to the doctrinal paradox is completely new, and that with them the doctrinal paradox can be considered “solved”. Of course, this claim has to be qualified: We mean that there is a fairly acceptable framework to decide which one of a set of rules has to be applied to arrive to the right conclusion. As will be apparent later, our analysis can be applied to any given set of rules, beyond those considered here.

The problem of a committee deciding on the three logical clauses P , Q and R , with the constrain $R \Leftrightarrow P \wedge Q$ is only an instance of the broader situation in which a collective decision is to be built from individual decisions in a community. The theory of *judgement aggregation* aims at studying and shedding light into these kind of problems. We refer the reader to the surveys [17] and [19] for an overview of the field and its recent developments.

The doctrinal paradox is correspondingly a particular case of a general impossibility theorem inside that theory (see, e.g. List and Pettit [18]): Under reasonable assumptions, there exist individual logically consistent decisions on P , Q and R that lead to collective inconsistent decisions. One might think that the majority rule used to construct the collective decision is to be held responsible of the impossibility; however, except in trivial cases, any other aggregation rule (see [17] for examples) displays the same deadlock. Dietrich and List [8] prove Arrow’s impossibility result on preference aggregation as a corollary of this impossibility in judgement aggregation. See also Camps, Mora and Saumell [5] for a new approach to the problem of constrained judgement aggregation in a general setting.

The concept of decision rule that we introduce in the next section is somewhat narrower than that of aggregation rule in judgement aggregation theory, but sufficient and adapted to our purposes. We do not go further explaining judgement aggregation theory concepts since we focus specifically in the doctrinal paradox with a simple model of behaviour of the committee members. For instance, we disregard strategic behaviour, considered in Dietrich and List [9] and de Clippel and Eliaz [7], or the epistemic or behavioural perspective, studied in Bovens and Rabinowicz [3], [4]), and Bonnefon [2]).

The paper is organised as follows: In Section 2, we define and characterise with precision the

IbyI, CbyC and PbyP decision rules, and explain what we consider to be an *admissible rule* in the application context we are dealing with. We show that the three rules considered are admissible, and that there exist non-admissible (though not completely irrational) decision rules.

The specific model assumptions are given in Section 3. Although the doctrinal paradox cannot be avoided, one can speak of the “best rule”, once some theoretical model is defined and some reasonable performance criterion is chosen. Of course, different criteria gives rise to different “best rules”, and this is again unavoidable.

The concept of true and false positives and negatives and that of ROC space are introduced in Section 4. Translated to our setting, the false positive rate FPR will be the probability of accepting $P \wedge Q$ when it is false, and the false negative rate FNR the probability of rejecting $P \wedge Q$ when it is true.

To make the exposition smooth, we postpone the proofs of all the technical statements of Sections 2, 3 and 4 to an appendix.

Section 5 contains the main results of the paper and their proofs: Rule IbyI is the best in the ROC setting under a symmetric criterion which gives the same weight to FPR and FNR; in case of unequal weights, any of the three rules can be the best, depending on the relation between the competence parameter and the specifics weights.

Section 6 contains some numerical computations and figures, showing that all values of interest resulting from the probabilistic model can be explicitly obtained. More than that, the simple hypotheses on the model that we impose in Section 3 can be relaxed to a great extent and the explicit computations can still be carried out without difficulty with adequate computing resources. This is explained in more detail in the final discussion in Section 7, together with other considerations and open problems.

2 Decision rules

In this section, we give a detailed characterization of the IbyI, PbyP and CbyC rules outlined in the introduction, and formalise the concept of admissible decision rule. We assume throughout the paper that the committee size is an odd number $n = 2m+1$, with $m \geq 1$. The simple majority for a single binary question is therefore achieved by any number of committee members greater than m .

Definition 2.1. *Assume that the opinions of the committee are summarised as in Table 3. Then, we define the following decision rules:*

R_1 : The IbyI (Issue-by-Issue) rule,

$$\text{Decide } P \wedge Q \text{ if and only if } x + y > z + t \text{ and } x + z > y + t. \quad (1)$$

R_2 : The PbyP (Path-by-Path) rule,

$$\text{Decide } P \wedge Q \text{ if and only if } x > z + t \text{ and } x > y + t. \quad (2)$$

R_3 : The CbyC (Case-by-Case) rule,

$$\text{Decide } P \wedge Q \text{ if and only if } x > y + z + t. \quad (3)$$

In the sequel, we shall use the following equivalent expressions, whose proof is straightforward and detailed in the Appendix.

Proposition 2.2. *Using the notations in Table 3, we have:*

$$R_1 : \text{Decide } P \wedge Q \text{ if and only if } x > m - y \wedge z. \quad (4)$$

$$R_2 : \text{Decide } P \wedge Q \text{ if and only if } x > m - \lfloor \frac{y \wedge z}{2} \rfloor. \quad (5)$$

$$R_3 : \text{Decide } P \wedge Q \text{ if and only if } x > m. \quad (6)$$

where $\lfloor x \rfloor$ denotes the integer part of x , i.e. the largest integer not greater than x , and $x \wedge y$ stands for the minimum of x and y .

(The context will distinguish the uses of \wedge as the minimum of two values or the logical operator ‘and’.)

From the characterisation of Proposition 2.2, it is clear that the condition of rule R_3 to decide $P \wedge Q$ is more restrictive than that of R_2 , and the latter in turn is more restrictive than the condition of R_1 . Furthermore, rules R_2 and R_3 are equivalent when $n = 3$ or 5 , and they are different for $n \geq 7$. Rules R_1 and R_2 are not equivalent for any $n \geq 3$. These facts will be stated as a proposition after a formal definition of decision rule:

Definition 2.3. *A decision rule is a mapping from the set \mathbb{T} of all contingency tables into $\{0, 1\}$, where 1 means deciding $P \wedge Q$, and 0 means the opposite.*

If the committee has n members, there are $N = \binom{n+3}{3}$ ways to fill the contingency table, and 2^N possible decision rules. The number N can be deduced by a combinatorial argument considering the number of ways to express n as the sum of four integers, including zero (the so-called *weak compositions* of a number).

Since we assume that P and Q must have the same relevance in the final decision, it is natural to impose that a decision rule must yield the same result if we interchange the number of votes for $P \wedge \neg Q$ and $Q \wedge \neg P$, i.e. y and z .

Furthermore, we would like to consider only decision rules satisfying the following rationality property: If a table leads to decision 1 and a committee member that has voted for $P \wedge \neg Q$ or $Q \wedge \neg P$ changes the vote to $P \wedge Q$, the decision for the new table should also be 1; analogously, if the decision was 0 and the same vote changes to $\neg P \wedge \neg Q$, then the decision for the new table should also be 0. This condition is easily implemented by considering only rules that preserve the partial order \leq on \mathbb{T} generated by the four relations

$$\begin{array}{cc} \boxed{\begin{array}{cc} x & y \\ z & t \end{array}} \leq \boxed{\begin{array}{cc} x+1 & y-1 \\ z & t \end{array}} & \boxed{\begin{array}{cc} x & y \\ z & t \end{array}} \leq \boxed{\begin{array}{cc} x+1 & y \\ z-1 & t \end{array}} \\ \boxed{\begin{array}{cc} x & y \\ z & t \end{array}} \leq \boxed{\begin{array}{cc} x & y+1 \\ z & t-1 \end{array}} & \boxed{\begin{array}{cc} x & y \\ z & t \end{array}} \leq \boxed{\begin{array}{cc} x & y \\ z+1 & t-1 \end{array}} \end{array}$$

These considerations lead us to define the following concept of admissible rule. More often than not, we will use the vector notation (x, y, z, t) instead of the tabular form, to save space.

Definition 2.4. *A decision rule $R: \mathbb{T} \rightarrow \{0, 1\}$ will be called an admissible rule if:*

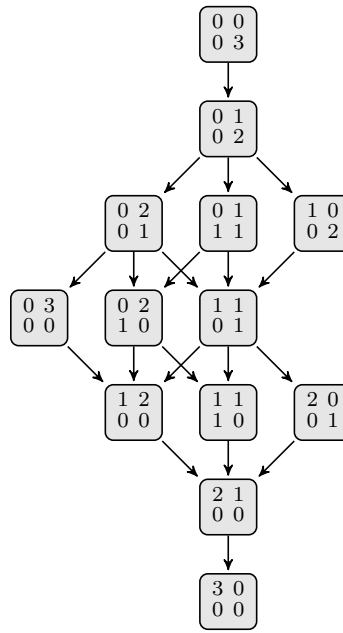


Figure 1: The partially ordered set (\mathbb{T}, \leq) for $n = 3$. We have identified tables which are transposed of each other

1. It does not distinguish between transposed tables:

$$R(x, y, z, t) = R(x, z, y, t) .$$

2. It is order-preserving on the partially ordered set (\mathbb{T}, \leq) :

$$(x, y, z, t) \leq (x', y', z', t') \Rightarrow R(x, y, z, t) \leq R(x', y', z', t') .$$

The resulting partial order for $n = 3$ is represented in Figure 1, where we have already identified tables that merely interchange the values of y and z .

We will write $R \leq R'$ whenever $R(T) \leq R'(T)$ for all tables $T \in \mathbb{T}$, and $R < R'$ whenever $R \leq R'$ and $R \neq R'$. Now, the relations among the rules R_1, R_2, R_3 can be stated as follows:

Proposition 2.5. *Rules R_1, R_2, R_3 of Definition 2.1 are admissible and, as functions $\mathbb{T} \rightarrow \{0, 1\}$, they satisfy $R_3 \leq R_2 \leq R_1$.*

Moreover, we have $R_3 = R_2 < R_1$ for $n = 3, 5$, and $R_3 < R_2 < R_1$ for $n \geq 7$.

As an example of a non-admissible rule, consider requiring the simple majority of $P \wedge Q$ against each one of the other options:

$$R_0(x, y, z, t) = 1 \iff x > y \text{ and } x > z \text{ and } x > t ,$$

Indeed, with $n \geq 5$, one has $(2, 1, 1, 1) < (2, 2, 1, 0)$, but applying R_0 to both sides reverses the inequality. This contradicts the second condition of Definition 2.4.

The relation of R_0 with the other three rules can be summarised as follows: In general, $R_3 \leq R_2 \leq R_0$. For $n = 3$, the relations $R_3 = R_2 = R_0 < R_1$ hold true, with R_0 and R_1 differing on $(1, 1, 1, 0)$. For $n = 5$, we have $R_3 = R_2 < R_0 < R_1$ with R_2 and R_0 differing on $(2, 1, 1, 1)$,

and R_0 and R_1 differing on $(1, 2, 2, 0)$ and on $(2, 2, 1, 0)$. Starting with $n \geq 7$, R_0 and R_1 are no more comparable (neither $R_0 \leq R_1$ nor $R_1 \leq R_0$), and all four rules are different. All these relations are easily checked.

Remark 2.6. *We could have started by defining an equivalence relation \sim on \mathbb{T} , identifying tables*

$$\begin{array}{|c|c|} \hline x & y \\ \hline z & t \\ \hline \end{array} \quad \text{and} \quad \begin{array}{|c|c|} \hline x & z \\ \hline y & t \\ \hline \end{array}$$

The partial order would be shorter to define, and an admissible rule considered on the quotient set \mathbb{T}/\sim would not need condition 1 of the definition. Figure 1 implicitly uses this equivalence. Although elegant, this setup would introduce more complications in the discussions of the next sections.

3 Probabilistic model of committee voting

Our probabilistic model is the simplest possible, and it is described by the four conditions below. Under these conditions, we can develop the theory of ROC optimality without unnecessary complications, and produce comprehensible examples. As we will discuss in Section 7, these conditions can be very much relaxed and the computations of the ROC analysis can be carried out automatically without problems.

A framework similar to ours can be found in List [16], where the main goal is to compute the probability of appearance of the paradox, and to investigate the behaviour of this probability when the committee size grows to infinity, in the spirit of the classical Condorcet theorem.

We assume that a true “state of nature” exists, in which one of the four exclusive events $P \wedge Q$, $P \wedge \neg Q$, $\neg P \wedge Q$ and $\neg P \wedge \neg Q$ is in force.

We assume the following conditions:

- (C1) *Odd committee size:* The number of voters is an odd number, $n = 2m + 1$, with $m \geq 1$.
- (C2) *Equal competence:* The probability θ of choosing the correct alternative when deciding between P and $\neg P$ is the same for all voters and satisfies $\frac{1}{2} < \theta < 1$. The same competence θ is assumed when deciding between Q and $\neg Q$.
- (C3) *Mutual independence among voters:* The decision of each voter does not depend on the decisions of the other voters.
- (C4) *Independence between P and Q :* For each voter, the decision on one premise does not influence the decision on the other.

Formally, conditions (C2)–(C4) can be rephrased by saying that for each voter k in the committee and each clause $c \in \{P, Q\}$, there is a random variable that takes the value 1 if the voter believes the clause is true, and zero otherwise, and all these variables are stochastically independent and identically distributed. Their specific distribution depends on the true state of nature.

Under these hypotheses, we can obtain the probability of all possible distribution of votes in a table for each given state of nature. Assume that (X, Y, Z, T) are the random variables representing the counts in Table 3 in the probabilistic framework just defined. As it is customary in probability and statistics, we distinguish between random variables represented by capital letters X, Y , etc, and their observed values, represented by small letters x, y , etc.

Proposition 3.1. *Under conditions (C1)–(C4), the joint distribution of (X, Y, Z, T) is multinomial $M(n, p_x, p_y, p_z, p_t)$, with parameters depending on the true state of nature, according to the following table:*

	p_x	p_y	p_z	p_t
$P \wedge Q$	θ^2	$\theta(1 - \theta)$	$\theta(1 - \theta)$	$(1 - \theta)^2$
$P \wedge \neg Q$	$\theta(1 - \theta)$	θ^2	$(1 - \theta)^2$	$\theta(1 - \theta)$
$\neg P \wedge Q$	$\theta(1 - \theta)$	$(1 - \theta)^2$	θ^2	$\theta(1 - \theta)$
$\neg P \wedge \neg Q$	$(1 - \theta)^2$	$\theta(1 - \theta)$	$\theta(1 - \theta)$	θ^2

The proof follows immediately from the definition of the multinomial distribution and the model assumptions, see the Appendix. Recall that the multinomial probability function is given by

$$\mathbb{P}\{X = k, Y = j, Z = i, T = \ell\} = \binom{n}{i, j, k, \ell} p_x^k \cdot p_y^j \cdot p_z^i \cdot p_t^\ell, \quad (7)$$

where k, j, i, ℓ are non-negative integers such that $n = i + j + k + \ell$, and $\binom{n}{i, j, k, \ell}$ means the quotient of factorials $\frac{n!}{k! \cdot j! \cdot i! \cdot \ell!}$.

From the law of (X, Y, Z, T) , it is easy to compute the law of any given decision rule $R: \mathbb{T} \rightarrow \{0, 1\}$: It will be a Bernoulli law whose parameter is simply the sum of the numbers (7) for all tables that R maps to 1.

Notice that formula (7) is correct irrespective of the existence of a background absolute truth or of the competence concept. It only needs independence between voters, and the existence of a vector of probabilities (p_x, p_y, p_z, p_t) adding up to 1, the same for all voters, representing the probability of opting for each of the four options. List [16] studies the probability of appearance of the doctrinal paradox in this more general situation and shows that slightly different values of the vector of probabilities may lead to very different values of the probability of appearance of the paradox when $n \rightarrow \infty$. Applied to our case, his results imply that, if $P \wedge Q$ is true, the probability of appearance of the paradox (disagreement between IbyI and CbyC rules) tends to 0 when the competence θ is greater than $\sqrt{0.5}$, and tends to 1 when it is lower; if $P \wedge Q$ is not true, then it always tends to 0. Interestingly, he also computes the expectation of appearance of the paradox when the vector of probabilities is assumed to follow a non-informative uniform prior on the simplex.

4 True and false rates and ROC analysis

Receiver operating characteristics (ROC) plots were introduced to visualize and compare binary classifiers in signal detection (see, e.g. Egan [10]) and its use extends to medical tests, machine learning and other disciplines where binary decisions have to be taken under uncertainty (see Fawcett [11] for an introductory presentation of ROC plots). The term *classifier* is also used as a synonym of *decision rule*.

In signal detection theory, propositions are related to the emission/reception of a binary digit. Denote by $\hat{\mathbf{0}}$ and $\hat{\mathbf{1}}$ the bit received and by $\mathbf{0}$ and $\mathbf{1}$ the bit actually sent. The *true positive rate* (TPR) is defined as the probability of receiving $\hat{\mathbf{1}}$ when $\mathbf{1}$ is the true bit emitted, and the *true negative rate* (TNR) as the probability of receiving $\hat{\mathbf{0}}$ when $\mathbf{0}$ is the bit sent. Analogously, the *false positive rate* (FPR) and the *false negative rate* (FNR) are, respectively, the probabilities

of receiving $\hat{\mathbf{1}}$ when $\mathbf{0}$ is the true digit, and of receiving $\hat{\mathbf{0}}$ when $\mathbf{1}$ is the true digit. From these definitions, it is clear that a decision rule such that $\text{TPR} \approx 1$ and $\text{FPR} \approx 0$ has a “good performance”.

Remark 4.1. *In classical statistics, decision rules appear in the context of hypothesis testing, where the TPR is the power of the test, the greater the better, under the restriction that the FPR (called the type-I error) does not exceed a fixed small value (the significance level). The type-II error corresponds to the FNR. The two types of errors are thus treated in a non-symmetric way. In medicine, the TPR and the TNR are respectively called sensitivity and specificity.*

In the *ROC graph*, several classifiers can be compared on the basis of the pair (FPR, TPR) represented in the unit square $[0, 1] \times [0, 1]$, the so-called *ROC space* (see Figure 2). Usually, the rates are estimated from sample data. “Good” decision rules are expected to correspond to points close to the upper left corner $(0, 1)$ of the unit square. Different measures of the proximity to that corner can be considered. The most widely used is the area of the shaded triangle (AOT) in Figure 2, defined by the points $(0, 0)$, $(1, 1)$ and (FPR, TPR) . The closer the area to 0.5, the better the classifier is considered. Points on the diagonal of the square correspond to completely random classifiers, for which the probability of true and false positives are equal. Points below the diagonal line represent classifiers that perform worse than random. Following [11], the classifiers plotted near the $(0, 0)$ corner can be said to be “conservative”, because they make few positive classifications (true or false). For the same reason, classifiers plotted near to the $(1, 1)$ corner are sometimes called “liberal” because they tend to have a higher number of false positives.

It is immediate from Figure 2 that the area of the triangle can be expressed in terms of the rates as follows:

$$\text{AOT} = \frac{1}{2}(\text{TPR} - \text{FPR}) \quad (8)$$

$$= \frac{1}{2} - \left(\frac{\text{FPR}}{2} + \frac{\text{FNR}}{2} \right). \quad (9)$$

In the definition of AOT, the roles of the rates FPR and FNR are symmetric. In some situations, it may be desirable to assign different weights to these errors. This leads to the concept of *weighted area* of the triangle, WAOT. Indeed, fixing a weight value $w \in (0, 1)$, one can define, by analogy with formula (9),

$$\text{WAOT}_w := \frac{1}{2} - (w \cdot \text{FPR} + (1 - w) \cdot \text{FNR}). \quad (10)$$

For any $w \in (0, 1)$, WAOT_w takes values in $[-\frac{1}{2}, \frac{1}{2}]$, negative “areas” corresponding to points below the diagonal. If $w > \frac{1}{2}$, the weighted area WAOT_w penalizes false positives more than false negatives; and if $w < \frac{1}{2}$, it is the other way round. The points of the ROC space yielding the same value of WAOT are straight lines, with slope equal to $w/(1 - w)$, see Figure 3.

Unequal weights are useful in some practical situations: For instance, in court of justice cases, it is common that false positives (declaring guilty an innocent defendant) are considered worst than false negatives; in medical tests, the two errors often play an obvious asymmetric role too.

In some applications, the rates TPR, FPR of a given classifier can be estimated on the basis of a “test sample” in which the actual states of the nature are known ($\mathbf{0}$ or $\mathbf{1}$ in each observation) and the outputs of the classifier ($\hat{\mathbf{0}}$ or $\hat{\mathbf{1}}$) are compared against the actual states. The results are often summarized in a contingency table known as *confusion matrix*. In social applications, as

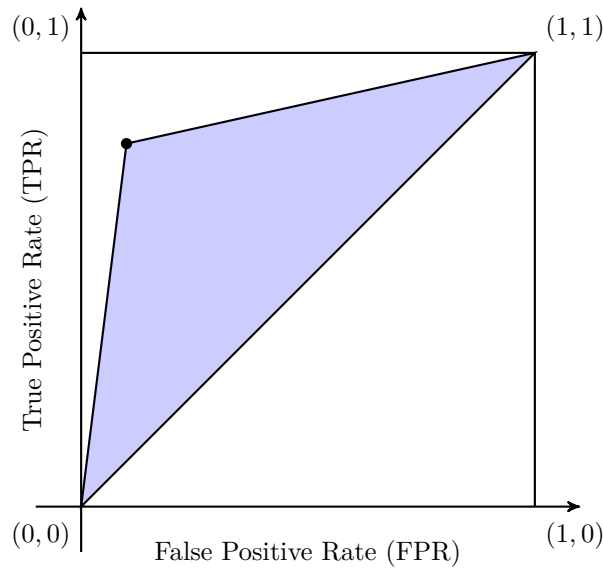


Figure 2: The black dot represents a classifier in the ROC space, represented by its coordinates (FPR, TPR), and the shaded area is AOT.

is the case of court cases, the actual states are supposed to be unknown and there might not be test samples available. However, the rates FPR and TPR can be defined and computed exactly under our model assumptions as we will see in rest of this section. First, we translate the ROC analysis vocabulary to our probabilistic framework.

Definition 4.2. Assume the model conditions (C1)–(C4) of Section 3. The true positive rate associated to a decision rule R is defined as the probability to “decide $P \wedge Q$ ” under the state of the nature “ $P \wedge Q$ true”, and it depends on n , θ and the decision rule:

$$\text{TPR}(n, \theta, R) := \mathbb{P}_{P \wedge Q} \{R(X, Y, Z, T) = 1\}, \quad (11)$$

where $\mathbb{P}_{P \wedge Q}$ denotes the multinomial law of Proposition 3.1, with parameters corresponding to the state of nature “ $P \wedge Q$ true”.

Proposition 4.3. Under the assumptions (C1)–(C4), the true positive rates defined in (11) for rules R_1 , R_2 , R_3 are:

$$\text{TPR}(n, \theta, R_1) = \sum_{i=0}^n \sum_{j=0}^{n-i} \sum_{k=m-i \wedge j+1}^{n-i-j} \binom{n}{i, j, k, \ell} \theta^{i+j+2k} (1-\theta)^{2n-i-j-2k}, \quad (12)$$

$$\text{TPR}(n, \theta, R_2) = \sum_{i=0}^n \sum_{j=0}^{n-i} \sum_{k=m-\lfloor \frac{i \wedge j}{2} \rfloor + 1}^{n-i-j} \binom{n}{i, j, k, \ell} \theta^{i+j+2k} (1-\theta)^{2n-i-j-2k}, \quad (13)$$

$$\text{TPR}(n, \theta, R_3) = \sum_{i=0}^n \sum_{j=0}^{n-i} \sum_{k=m+1}^{n-i-j} \binom{n}{i, j, k, \ell} \theta^{i+j+2k} (1-\theta)^{2n-i-j-2k}, \quad (14)$$

where $\ell = n - i - j - k$. □

See the Appendix for the proof. Notice that the inequalities $R_3 \leq R_2 \leq R_1$ induce the corresponding inequalities among the true positive rates:

$$\text{TPR}(n, \theta, R_3) \leq \text{TPR}(n, \theta, R_2) \leq \text{TPR}(n, \theta, R_1).$$

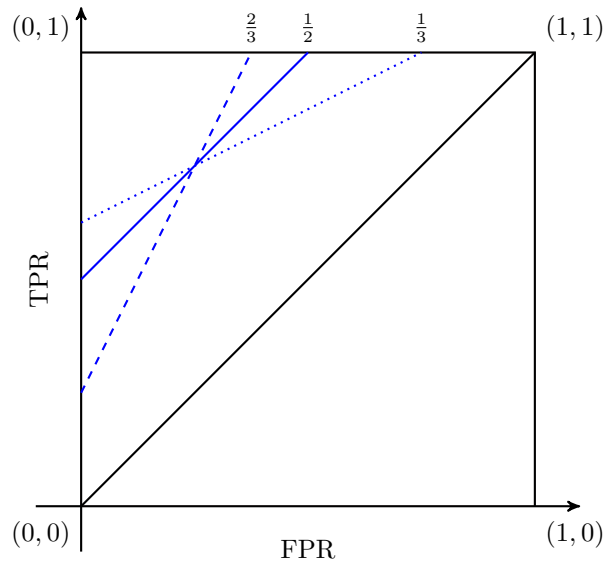


Figure 3: Level lines for the value $\text{WAOT}_w = 0.25$ with weights $w = \frac{2}{3}, \frac{1}{2}, \frac{1}{3}$.

False positives can arise under the three different states of nature contained in the negation $\neg(P \wedge Q)$. To define the false positive rate FPR, we adopt the conservative approach, taking the maximum of the probabilities of accepting $P \wedge Q$ under each of the states. We see in the next proposition that the largest probability always corresponds to the case when one of the clauses P or Q is true and the other one is false.

Proposition 4.4. *Let R be any one of the rules R_1, R_2 or R_3 . Under assumptions (C1)–(C4) of Section 3, we have*

$$\mathbb{P}_{P \wedge \neg Q}\{R(X, Y, Z, T) = 1\} = \mathbb{P}_{\neg P \wedge Q}\{R(X, Y, Z, T) = 1\} > \mathbb{P}_{\neg P \wedge \neg Q}\{R(X, Y, Z, T) = 1\}. \quad (15)$$

□

The equality in (15) follows from condition (C2), which assumes equal competence on judging P and Q . The inequality on the right is intuitive noticing that the state $\neg P \wedge \neg Q$ is “the less likely one” to decide $P \wedge Q$. A formal proof is given in the Appendix.

Definition 4.5. *Let R be any one of the rules R_1, R_2 or R_3 . We define the false positive rate as:*

$$\text{FPR}(n, \theta, R) := \mathbb{P}_{P \wedge \neg Q}\{R(X, Y, Z, T) = 1\}. \quad (16)$$

Definition 4.6. *Let R be any one of the rules R_1, R_2 or R_3 . We define the area of the triangle as:*

$$\text{AOT}(n, \theta, R) := \frac{1}{2}(\text{TPR}(n, \theta, R) - \text{FPR}(n, \theta, R)). \quad (17)$$

Fix $w \in (0, 1)$. We define the weighted area of the triangle as:

$$\text{WAOT}_w(n, \theta, R) := \frac{1}{2} - (w \text{FPR}(n, \theta, R) + (1 - w) \text{FNR}(n, \theta, R)).$$

Using the formulae of Proposition 3.1, one can write the analogue of Proposition 4.3 for FPR.

Proposition 4.7. *Under the assumptions (C1)–(C4), the false positive rate defined in (16) for each fixed rule is:*

$$\text{FPR}(n, \theta, R_1) = \sum_{i=0}^n \sum_{j=0}^{n-i} \sum_{k=m-i \wedge j+1}^{n-i-j} \binom{n}{i, j, k, \ell} \theta^{n-i+j} (1-\theta)^{n+i-j}, \quad (18)$$

$$\text{FPR}(n, \theta, R_2) = \sum_{i=0}^n \sum_{j=0}^{n-i} \sum_{k=m-\lfloor \frac{i \wedge j}{2} \rfloor + 1}^{n-i-j} \binom{n}{i, j, k, \ell} \theta^{n-i+j} (1-\theta)^{n+i-j}, \quad (19)$$

$$\text{FPR}(n, \theta, R_3) = \sum_{i=0}^n \sum_{j=0}^{n-i} \sum_{k=m+1}^{n-i-j} \binom{n}{i, j, k, \ell} \theta^{n-i+j} (1-\theta)^{n+i-j}, \quad (20)$$

where $\ell = n - i - j - k$. □

The computations are completely analogous to those of Proposition 4.3, and we have the ordering

$$\text{FPR}(n, \theta, R_3) \leq \text{FPR}(n, \theta, R_2) \leq \text{FPR}(n, \theta, R_1),$$

as with the positive rates.

5 Main results

In this section we will use the concepts from ROC analysis introduced in Section 4 as a numeric criterion to compare the relative goodness of decision rules. Theorem 5.2 establishes the preference order of the three rules considered, under the criterion of greater area of the triangle, where it is seen that R_1 is uniformly the best. This is still true when the false negatives are more penalised than the false positives (Corollary 5.3). If false positives are deemed worse, the situation is more complex and interesting; it will be covered by Theorem 5.4.

Definition 5.1. *A rule R is AOT-better than a rule R' if and only if, for all n odd and $\theta > \frac{1}{2}$,*

$$\text{AOT}(n, \theta, R) \geq \text{AOT}(n, \theta, R'), \quad (21)$$

and the inequality is strict for some value of n or θ .

Under our model assumptions, it is now shown that rule R_1 is AOT-better than R_2 and that R_2 is AOT-better than R_3 :

Theorem 5.2. *Under the model conditions (C1)–(C4), for all $n \geq 3$ odd and for all $\theta > \frac{1}{2}$,*

$$\text{AOT}(n, \theta, R_3) \leq \text{AOT}(n, \theta, R_2) < \text{AOT}(n, \theta, R_1)$$

and the first inequality is strict for $n \geq 7$.

Proof. We start with the second inequality, which is equivalent, by (8), to $\text{TPR}(n, \theta, R_2) - \text{FPR}(n, \theta, R_2) < \text{TPR}(n, \theta, R_1) - \text{FPR}(n, \theta, R_1)$, and therefore to

$$\text{FPR}(n, \theta, R_1) - \text{FPR}(n, \theta, R_2) < \text{TPR}(n, \theta, R_1) - \text{TPR}(n, \theta, R_2). \quad (22)$$

In other words, it is equivalent to say that the increase in true positives when changing from R_2 to R_1 more than compensates the increase in false positives.

Using formulas (12), (13), (18) and (19), it is clearly enough to prove that, for all $0 \leq i \leq n$, for all $0 \leq j \leq n - i$, and for all $m - i \wedge j + 1 \leq k \leq m - \lfloor \frac{i \wedge j}{2} \rfloor$,

$$\theta^{n-i+j}(1-\theta)^{n+i-j} < \theta^{i+j+2k}(1-\theta)^{2n-i-j-2k}$$

or, equivalently, that

$$(1-\theta)^{2i+2k-n} < \theta^{2i+2k-n} ,$$

which can be easily checked taking into account that $0 < 1 - \theta < \theta$ and $2i + 2k - n > 0$: Indeed, $n = 2m + 1$ and $k \geq m - i \wedge j + 1$ imply that $2i + 2k - n \geq 2i + 2(m - i \wedge j + 1) - (2m + 1) = 2i - 2i \wedge j + 1 \geq 1$. Thus, the second inequality is proved.

A similar argument proves the first one, using (13), (14), (19) and (20), and noticing that $k \geq m - i \wedge j + 1$ also holds. the inequality is strict, unless $n \leq 5$, in which case R_2 and R_3 are equal (see Proposition 2.5). \square

For the weighted area of the triangle defined by formula (10), and weights $w < \frac{1}{2}$ (that means, when false negatives are considered more harmful than false positives), the relations between R_1 , R_2 and R_3 are the same as with AOT (case $w = \frac{1}{2}$), as stated in the next Corollary 5.3. However, for $w > \frac{1}{2}$, none of the rules gives a greater WAOT than another, uniformly in $n \geq 3$ and $\frac{1}{2} < \theta < 1$; this will be precisely stated and proved in Theorem 5.4.

Corollary 5.3. *Under the model conditions (C1)–(C4), for all $n \geq 3$ odd, and for all $\theta > \frac{1}{2}$ and $w < \frac{1}{2}$,*

$$\text{WAOT}_w(n, \theta, R_3) \leq \text{WAOT}_w(n, \theta, R_2) < \text{WAOT}_w(n, \theta, R_1) ,$$

and the first inequality is strict for $n \geq 7$.

Proof. The proof of Theorem 5.2 is based in checking the inequality (22). The analogue for the weighted area is $w(\text{FPR}(n, \theta, R_1) - \text{FPR}(n, \theta, R_2)) < (1 - w)(\text{TPR}(n, \theta, R_1) - \text{TPR}(n, \theta, R_2))$, which trivially follows from (22) when $w < \frac{1}{2}$. \square

The case $w > \frac{1}{2}$ is different. The relation between the WAOT of R_1 and R_2 is the same if the competence θ stands above a certain threshold $C(w)$, with $\frac{1}{2} < C(w) < w$, and similarly with R_2 and R_3 . This is made precise in the next theorem.

Theorem 5.4. *Fix $n \geq 3$. For every weight $\frac{1}{2} < w < 1$, there exists $C_1(w)$, smaller than w (except that $C_1(w) = w$ if $n = 3$), such that*

$$\theta > C_1(w) \Rightarrow \text{WAOT}_w(n, \theta, R_1) > \text{WAOT}_w(n, \theta, R_2) .$$

Fix $n \geq 7$. For every weight $\frac{1}{2} < w < 1$, there exists $C_2(w)$, smaller than w , such that

$$\theta > C_2(w) \Rightarrow \text{WAOT}_w(n, \theta, R_2) > \text{WAOT}_w(n, \theta, R_3) .$$

The theorem will follow from the following two lemmas. In the proofs, we only treat in detail the claims relating R_1 and R_2 , those relating R_2 and R_3 being analogous, with only slight changes that will be noted. The condition $n \geq 7$ in the second case is needed since otherwise R_2 and R_3 coincide, as we have seen in Section 2.

The first lemma is interesting in itself in that it establishes a dichotomy when we look at θ as fixed and let w vary. The second lemma states some technical properties of the functions introduced in the first. Refer to Figure 4 for a graphical clue of the situation presented in theorem and lemmas.

Lemma 5.5. Fix $n \geq 3$. For every competence $\frac{1}{2} < \theta < 1$, there exists a constant $D_1(\theta)$, greater than θ (except that $D_1(\theta) = \theta$ if $n = 3$), such that

$$\begin{aligned} w < D_1(\theta) &\Rightarrow \text{WAOT}_w(n, \theta, R_1) > \text{WAOT}_w(n, \theta, R_2) \\ w > D_1(\theta) &\Rightarrow \text{WAOT}_w(n, \theta, R_1) < \text{WAOT}_w(n, \theta, R_2) . \end{aligned}$$

Fix $n \geq 7$. For every competence $\frac{1}{2} < \theta < 1$, there exists a constant $D_2(\theta)$, greater than θ , such that

$$\begin{aligned} w < D_2(\theta) &\Rightarrow \text{WAOT}_w(n, \theta, R_2) > \text{WAOT}_w(n, \theta, R_3) \\ w > D_2(\theta) &\Rightarrow \text{WAOT}_w(n, \theta, R_2) < \text{WAOT}_w(n, \theta, R_3) . \end{aligned}$$

Lemma 5.6. For $i = 1, 2$, the functions $\theta \mapsto D_i(\theta)$ in Proposition 5.5 satisfy:

1. For any $\frac{1}{2} < \theta < 1$, we have also $\frac{1}{2} < D_i(\theta) < 1$.
2. D_i is continuous in the interval $(\frac{1}{2}, 1)$.
3. $\lim_{\theta \searrow \frac{1}{2}} D_i(\theta) = \frac{1}{2}$ and $\lim_{\theta \nearrow 1} D_i(\theta) = 1$.

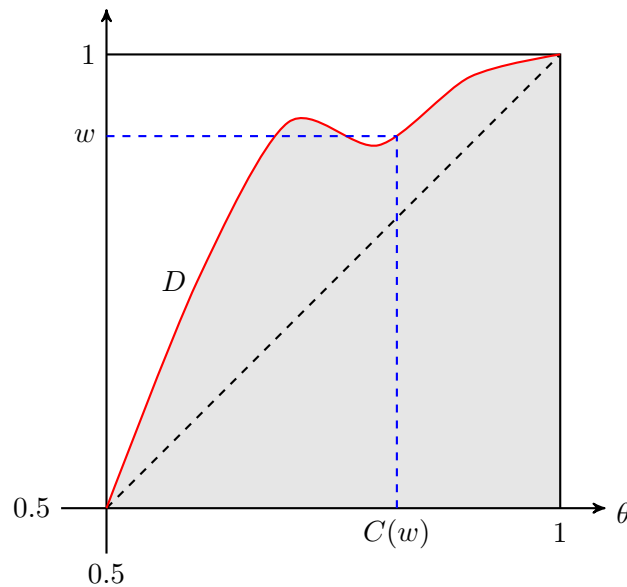


Figure 4: An example graph (in red) of a function $D(\theta)$ with the properties of Lemmas 5.5 and 5.6. For competence values θ greater than $C(w)$, rule R_1 is better than rule R_2 in the sense of the weighted area of the triangle.

Proof of Lemma 5.5.

We prove the first part of the lemma, the other one being analogous, and write simply D instead of D_1 .

Fix $n \geq 3$, and let $\frac{1}{2} < \theta < 1$. From the definitions of WAOT, FPR, FNR and TPR, the inequality $\text{WAOT}_w(n, \theta, R_2) < \text{WAOT}_w(n, \theta, R_1)$ is equivalent to

$$w(\text{FPR}(n, \theta, R_1) - \text{FPR}(n, \theta, R_2)) < (1 - w)(\text{TPR}(n, \theta, R_1) - \text{TPR}(n, \theta, R_2)) ,$$

or

$$(1 - w)(\text{TPR}(n, \theta, R_1) - \text{TPR}(n, \theta, R_2)) - w(\text{FPR}(n, \theta, R_1) - \text{FPR}(n, \theta, R_2)) > 0 . \quad (23)$$

We know that inequality (23) is true for $w \leq \frac{1}{2}$, for all $n \geq 3$ and all $\theta > \frac{1}{2}$, by Theorem 5.2 and Corollary 5.3, whereas for $w = 1$ is manifestly false, since clearly $\text{FPR}(n, \theta, R_1) - \text{FPR}(n, \theta, R_2) > 0$, from (18)-(19).

Since the left-hand side is a linear function of w , there must be a unique point $D(\theta)$ such that the equality holds in (23), and such that for every $w < D(\theta)$ rule R_1 yields a greater weighted area than R_2 , whereas for every $w > D(\theta)$ it is the other way round.

Let us now prove that $D(\theta) > \theta$: Consider the particular weight $w = \theta$. We only need to check that (23) is satisfied for this w . Indeed, using (12–13) and (18–19), inequality (23) is equivalent, for this particular value, to

$$\sum_{i=0}^n \sum_{j=0}^{n-i} \sum_{k=m - \lfloor \frac{i \wedge j}{2} \rfloor}^{(m - \lfloor \frac{i \wedge j}{2} \rfloor) \wedge (n-i-j)} \binom{n}{i, j, k, \ell} \left[\theta^{i+j+2k} (1 - \theta)^{1+2n-i-j-2k} - \theta^{1+n-i+j} (1 - \theta)^{n+i-j} \right] > 0 . \quad (24)$$

The expression in square brackets is non-negative if and only if

$$\left(\frac{\theta}{1 - \theta} \right)^{2(i+k) - (n+1)} \geq 1 .$$

Taking into account that we are assuming $\theta > \frac{1}{2}$, and that $2(i+k) \geq n+1$ in this range of indices, the sum (24) is non-negative. One can easily check that there is at least one positive term in the sum for $n > 3$. By the linearity in w , and the fact that $w = \theta$ satisfies (23), it is clear that the critical point $D(\theta)$ is greater than θ . In the special case $n = 3$, there is only one term in the sum and it is equal to zero, hence $D(\theta) = \theta$.

The claim on R_2 and R_3 can be proved in the same way, with the only difference that the index k in the sum (24) ranges from $m - \lfloor \frac{i \wedge j}{2} \rfloor + 1$ to $m \wedge (n - i - j)$. If $n = 7$, the only term in the sum (24) is already positive, and there is no need to consider this limit case separately.

Proof of Lemma 5.6.

Again, we prove the claim for D_1 and call it simply D . The proofs for D_2 are similar, with the differences pointed out at the end.

Fix $n \geq 3$. The point $D(\theta)$ is easily computed: $D(\theta) = A(\theta)/(A(\theta) + B(\theta))$, with

$$A(\theta) := \text{TPR}(n, \theta, R_1) - \text{TPR}(n, \theta, R_2) , \quad B(\theta) := \text{FPR}(n, \theta, R_1) - \text{FPR}(n, \theta, R_2) .$$

Using (12–13) and (18–19), their explicit expressions are:

$$\begin{aligned} A(\theta) &= \sum_{i=0}^n \sum_{j=0}^{n-i} \sum_{k=m - \lfloor \frac{i \wedge j}{2} \rfloor}^{(m - \lfloor \frac{i \wedge j}{2} \rfloor) \wedge (n-i-j)} \binom{n}{i, j, k, \ell} \theta^{i+j+2k} (1 - \theta)^{2n-i-j-2k} \\ B(\theta) &= \sum_{i=0}^n \sum_{j=0}^{n-i} \sum_{k=m - \lfloor \frac{i \wedge j}{2} \rfloor}^{(m - \lfloor \frac{i \wedge j}{2} \rfloor) \wedge (n-i-j)} \binom{n}{i, j, k, \ell} \theta^{n-i+j} (1 - \theta)^{n+i-j} . \end{aligned}$$

First, notice that the function $D(\theta)$ is the quotient of two polynomials in θ that never vanish because both the true and the false positive rates are greater for rule R_1 than for R_2 , for all $\theta > \frac{1}{2}$ and $n \geq 3$ (see again (12)-(13) and (18)-(19)). Hence, it is clear that D is continuous and less than 1 in its domain. Moreover, Lemma 5.5 ensures that $\frac{1}{2} < \theta \leq D(\theta)$. In particular, $\frac{1}{2} < D(\theta) < 1$. For $\theta = \frac{1}{2}$, both A and B are well defined and $A(\frac{1}{2}) = B(\frac{1}{2})$, giving $\lim_{\theta \searrow \frac{1}{2}} D(\theta) = \frac{1}{2}$.

To complete the proof of the lemma, we must see that $\lim_{\theta \nearrow 1} D_i(\theta) = 1$. This is equivalent to see that $\lim_{\theta \nearrow 1} \psi(\theta) = 0$, where $\psi(\theta) := \frac{B(\theta)}{A(\theta)}$.

For simplicity, let us denote by Ω the valid range of the indices in the triple sums above,

$$\Omega := \{ \omega = (i, j, k, \ell) : 0 \leq i \leq n, 0 \leq j \leq n - i, \\ m - i \wedge j + 1 \leq k \leq (m - \lfloor \frac{i \wedge j}{2} \rfloor) \wedge (n - i - j), \ell = n - i - j - k \},$$

and also

$$\alpha := \binom{n}{i, j, k, \ell} \quad \text{and} \quad \gamma := \frac{\theta}{1 - \theta}.$$

Then we can write

$$A(\gamma) = \left(\frac{1}{1 + \gamma} \right)^{2n} \sum_{\omega \in \Omega} \alpha \gamma^{i+j+2k}, \quad B(\gamma) = \left(\frac{1}{1 + \gamma} \right)^{2n} \sum_{\omega \in \Omega} \alpha \gamma^{n-i+j}$$

and

$$\psi(\gamma) = \frac{\sum_{\omega \in \Omega} \alpha \gamma^{n-i+j}}{\sum_{\omega \in \Omega} \alpha \gamma^{i+j+2k}}. \quad (25)$$

The parameter γ is an increasing function of θ , mapping $(\frac{1}{2}, 1)$ into $(1, \infty)$. Therefore, it is enough to show that $\psi(\gamma)$ converges to 0 as $\gamma \nearrow \infty$. To see this, consider the highest powers of the polynomials in (25). Let us check that

$$\max_{\omega \in \Omega} (n - i + j) = n + m - 1 \quad \text{and} \quad \max_{\omega \in \Omega} (i + j + 2k) = n + m; \quad (26)$$

then clearly $\lim_{\gamma \nearrow \infty} \psi(\gamma) = 0$ and the proof will be complete.

Indeed, notice that $\omega^* = (1, m, m, 0)$ belongs to Ω and achieves both values $n - m - 1$ and $n + m$. Moreover, for any $\omega = (i, j, k, \ell) \in \Omega$, we have $i + j + 2k \leq n + k \leq n + m$. For the other bound, consider two cases: If $j \leq i$, the inequality $n - i + j \leq n + m - 1$ is trivial; for $j > i$, we have on Ω the condition $m - i + 1 \leq n - i - j$, equivalent to $m \geq j$. Since we have also $i \geq 1$ on Ω , we deduce $m \geq -i + j + 1$. Adding $n - 1$ to both sides, we get again the desired inequality. Thus, (26) is checked and this finishes the proof for D_1 .

The claims for D_2 can be proved in the same way with the difference that, in the correspondingly defined set Ω , index k ranges from $m - \lfloor \frac{i \wedge j}{2} \rfloor + 1$ to $m \wedge (n - i - j)$, and that the maximum value of $(n - i - j)$ on Ω is $n + m - 3$; the maximum of $(i + j + 2k)$ is again $n + m$, and both maxima are achieved at the point $w = (2, m - 1, m, 0) \in \Omega$. The remaining arguments of the proof are identical.

Proof of Theorem 5.4.

Denote, as before, by D and C de functions D_1 and C_1 , respectively. The proof of the second part of the theorem is identical, with D_2 and C_2 .

From Lemma 5.5 and Lemma 5.6, we know that $D(\theta)$ defines a continuous function that maps $[\frac{1}{2}, 1]$ onto $[\frac{1}{2}, 1]$ (extending it by continuity at the endpoints), and that the curve $(\theta, D(\theta))$ lies above the diagonal, as depicted in Figure 4. The shaded region below the curve is the set of pairs (θ, w) for which $\text{WAOT}_w(n, \theta, R_1) > \text{WAOT}_w(n, \theta, R_2)$, and the inequality is reversed above the curve.

Regardless whether D is and increasing function or not, and since it is a quotient of polynomials, for any fixed w in $(\frac{1}{2}, 1)$ there is a largest value $C(w) \in (\frac{1}{2}, 1)$ that solves for θ the equation $D(\theta) = w$. And it is clear from the figure that for all $\theta > C(w)$, all points of the segment $\{(\theta, w) : \theta > C(w)\}$ lie below the curve, hence $\text{WAOT}_w(n, \theta, R_1) > \text{WAOT}_w(n, \theta, R_2)$ for these values.

Finally, since $D(\theta) > \theta$ for all θ if $n > 3$, we have in particular $w = D(C(w)) > C(w)$. For $n = 3$, $D(\theta) = \theta$, and we get $w = C(w)$. This finishes the proof. \square

6 Examples

In this section we illustrate the above theory with some numeric computations and figures.

It is clear from the previous sections that none of the rules considered is best for all pairs (θ, w) of competence and weight. In fact, no two rules R_i and R_j are comparable, uniformly in θ and w (except for R_2 and R_3 when $n \leq 5$, because they coincide). Indeed, Table 4 shows the different possible orders under the WAOT criterion for three fixed competence values and for varying $w \in (0, 1)$, and committee size $n = 11$.

	$\theta = 0.6$	$\theta = 0.75$	$\theta = 0.90$
$R_3 < R_2 < R_1$	$0 < w < 0.6930$	$0 < w < 0.8722$	$0 < w < 0.9576$
$R_3 < R_1 < R_2$	$0.6930 < w < 0.7184$	$0.8722 < w < 0.9154$	$0.9576 < w < 0.9847$
$R_1 < R_3 < R_2$	$0.7184 < w < 0.8215$	$0.9154 < w < 0.9820$	$0.9847 < w < 0.9995$
$R_1 < R_2 < R_3$	$0.8215 < w < 1$	$0.9820 < w < 1$	$0.9995 < w < 1$

Table 4: For each θ , intervals of weights w where each order of rules holds true. The committee size is $n = 11$. The symbol $<$ in the first column means here the relation “worse than” with respect to the WAOT criterion.

In Table 5, again with committee size $n = 11$, the values of TPR, FPR, and AOT are computed to four decimal places for a large range of competence values, using (12–14) and (18–20). The last column is the value of WAOT for a fixed weight $w = 0.75$; in other words, false positives penalises the performance measure three times more than false negatives. In column five, they penalise in the same proportion.

Under the AOT criterion, R_1 (IbyI) is always better than R_2 (PbyP), and R_2 is better than R_3 (CbyC), as Theorem 5.2 claims. The numbers in the table give an idea of the extent of the difference, suggesting that R_2 and R_3 are closer together than R_1 and R_2 . We also see that for very high values of θ the rules get closer and approach fast to the perfect value 0.5.

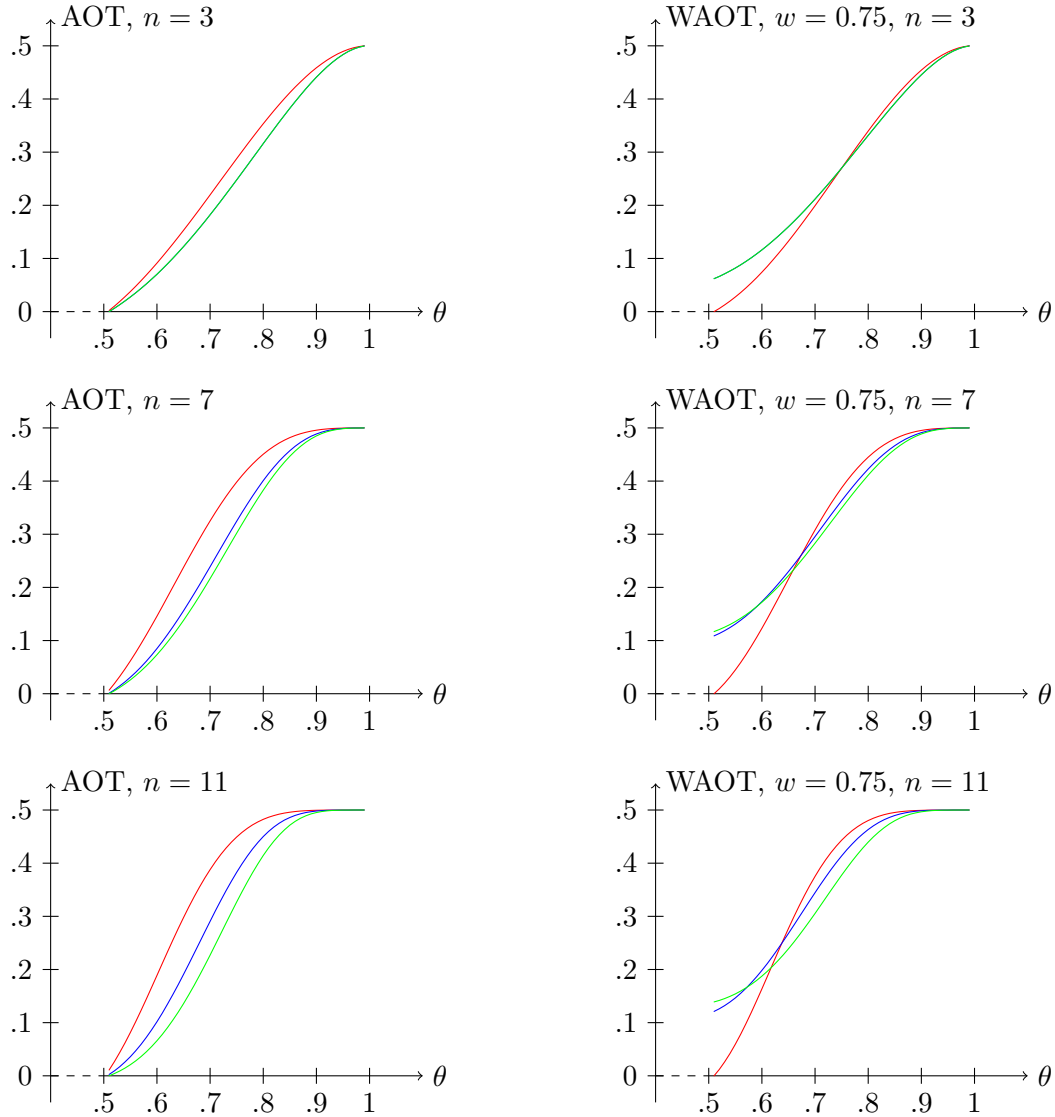
For the WAOT criterion, with $w = 0.75$, we see that for low competence values of the jury, it is better to use rules R_2 or R_3 . At some point, the order of AOT is re-established and preserved till the end of the table. From Table 4 we could deduce that this happens somewhere between 0.60 and 0.75, and here we see that it must be for some value between 0.60 and 0.65. Of course the exact value can be computed, and it turns out to be 0.6374.

n	θ	rule	TPR	FPR	AOT	WAOT
11	0.55	1	0.4008	0.2323	0.0843	0.1760
11	0.55	2	0.1372	0.0589	0.0391	0.2401
11	0.55	3	0.0811	0.0327	0.0242	0.2457
11	0.60	1	0.5678	0.1857	0.1910	0.2526
11	0.60	2	0.2569	0.0480	0.1044	0.2782
11	0.60	3	0.1661	0.0283	0.0689	0.2703
11	0.65	1	0.7247	0.1266	0.2991	0.3363
11	0.65	2	0.4197	0.0340	0.1928	0.3294
11	0.65	3	0.2984	0.0219	0.1382	0.3081
11	0.70	1	0.8497	0.0721	0.3888	0.4083
11	0.70	2	0.6050	0.0207	0.2922	0.3857
11	0.70	3	0.4729	0.0148	0.2291	0.3571
11	0.75	1	0.9325	0.0331	0.4497	0.4583
11	0.75	2	0.7779	0.0105	0.3837	0.4366
11	0.75	3	0.6649	0.0084	0.3282	0.4099
11	0.80	1	0.9768	0.0115	0.4827	0.4856
11	0.80	2	0.9051	0.0042	0.4505	0.4731
11	0.80	3	0.8339	0.0037	0.4151	0.4557
11	0.85	1	0.9947	0.0026	0.4960	0.4967
11	0.85	2	0.9735	0.0012	0.4862	0.4925
11	0.85	3	0.9446	0.0011	0.4717	0.4853
11	0.90	1	0.9994	0.0003	0.4996	0.4996
11	0.90	2	0.9965	0.0002	0.4982	0.4990
11	0.90	3	0.9910	0.0002	0.4954	0.4976
11	0.95	1	1.0000	0.0000	0.5000	0.5000
11	0.95	2	0.9999	0.0000	0.5000	0.5000
11	0.95	3	0.9997	0.0000	0.4999	0.4999

Table 5: Comparison of decision rules R_1 , R_2 and R_3 in the ROC map for a fixed number of voters $n = 11$ and different competence levels θ . Notice that R_1 has the largest values of AOT for any fixed θ , that is, the sequence of ordered rules from best to worst is always 1, 2, 3. are recorded in the last column.

A simple illustration of the evolution of the AOT for the three rules we are considering, for several committee sizes, can be seen in Figure 5a. For $n = 3, 7, 11$ the AOT value is drawn against θ , with red (R_1), blue (R_2) and green (R_3) curves. Notice that the largest absolute differences in AOT take place around the middle values of the competence range. That means, for $0.6 \lesssim \theta \lesssim 0.8$, say, it is when the election of the decision rule is most critical.

The analogous Figure 5b shows the same curves, in the case $w = 0.75$. Rule R_1 is the worst in the lower end of θ values, and the best in the upper end. Rule R_3 does the opposite.

**(a)** AOT. Rule R_1 is uniformly best in θ .**(b)** WAOT. For any $w > 1/2$, there is no a uniformly best or worst rule.**Figure 5:** AOT and WAOT for each of the rules R_1 (red), R_2 (blue), R_3 (green) as a function of θ , for several committee sizes n

Combining the committee sizes $n = 3, 7, 11$ and the competence values $\theta = 0.60, 0.75, 0.90$, we draw the triangles in ROC space of the three decision rules, in Figure 6. In this picture, it can be observed that the area of the triangle determined by rule R_1 (in red) is larger than the area determined by R_2 (in blue), which in its turn is larger than the area determined by rule R_3 (in green) for $n > 5$, and that the triangles of R_2 and R_3 coincide for $n = 3$ and $n = 5$.

The ROC analysis helps in comparing several decision rules, but it is also useful to visualize the performance of a given rule depending on the parameters. For example, taking three values for the competence, $\theta = 0.60, 0.75, 0.90$, and three values for the committee size $n = 3, 7, 11$, the ROC representation in Figure 7 displays a curve going from near the diagonal when $\theta = 0.60$ to near the corner $(0,1)$, when $\theta = 0.90$. From the figure it is apparent that the quality of the voters in terms of the competence is definitely much more important than its quantity. (Korotkin and

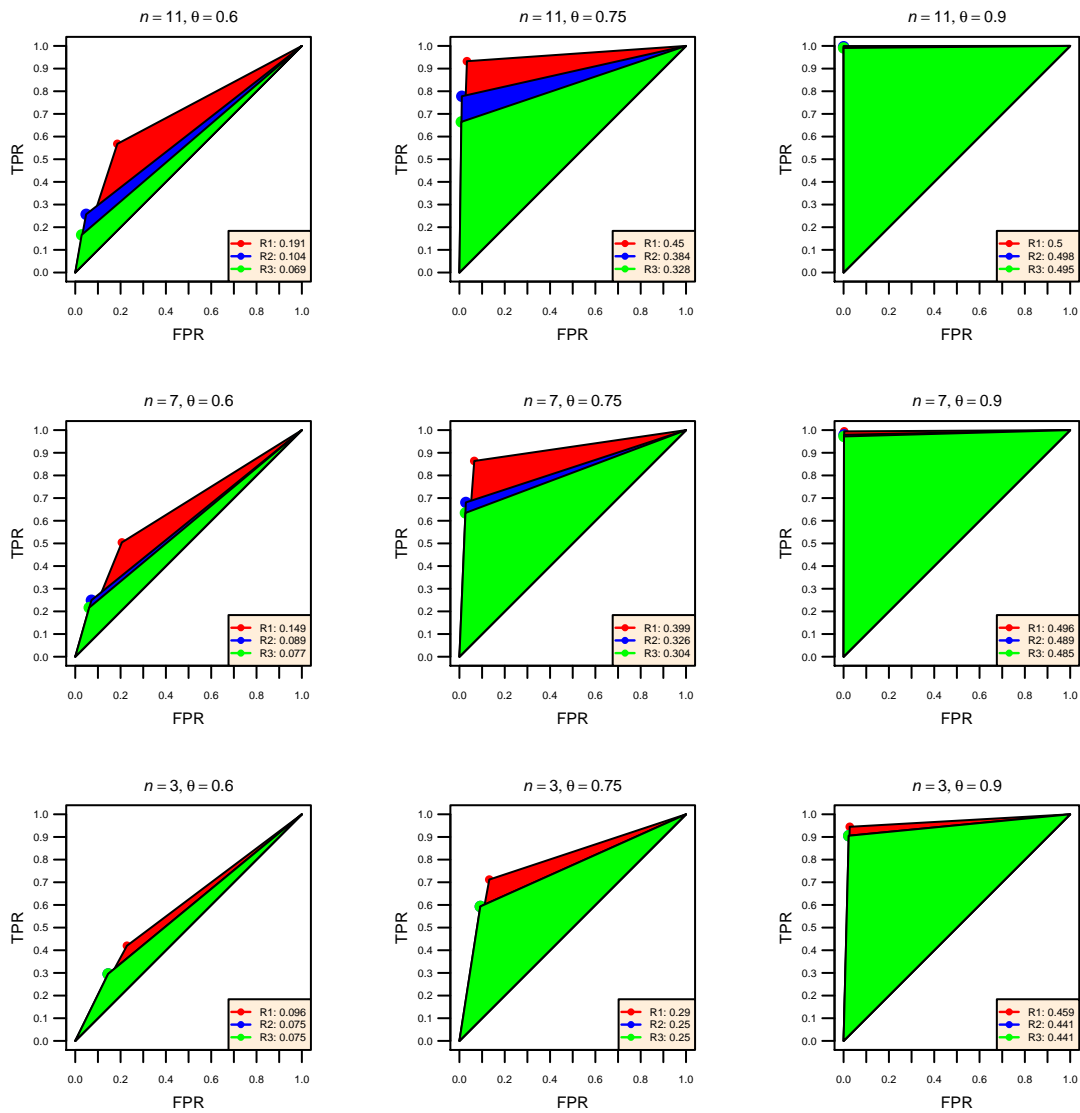


Figure 6: ROC representation of R_1 , R_2 and R_3 , for several committee sizes n and different competences θ . Values in the legend are the AOT.

Paroush [13] arrive to the same conclusion in the single-premise case.)

It is also natural to ask, for a given rule and competence value θ , what is the minimum number of voters n that ensures that the TPR, TNR and AOT ($w = 0.5$) reach a certain given threshold k ? This minimum is easy to find out. For example, Table 6 give the numbers, for decision rule R_1 (IbyI), a range of θ values and quite demanding thresholds. Notice that to ensure a certain threshold of TPR the size of the committee must be greater than to ensure the same threshold for TNR. This is because for a fixed size n , rule R_1 the probability to produce a true negative is greater than the probability to produce a true positive

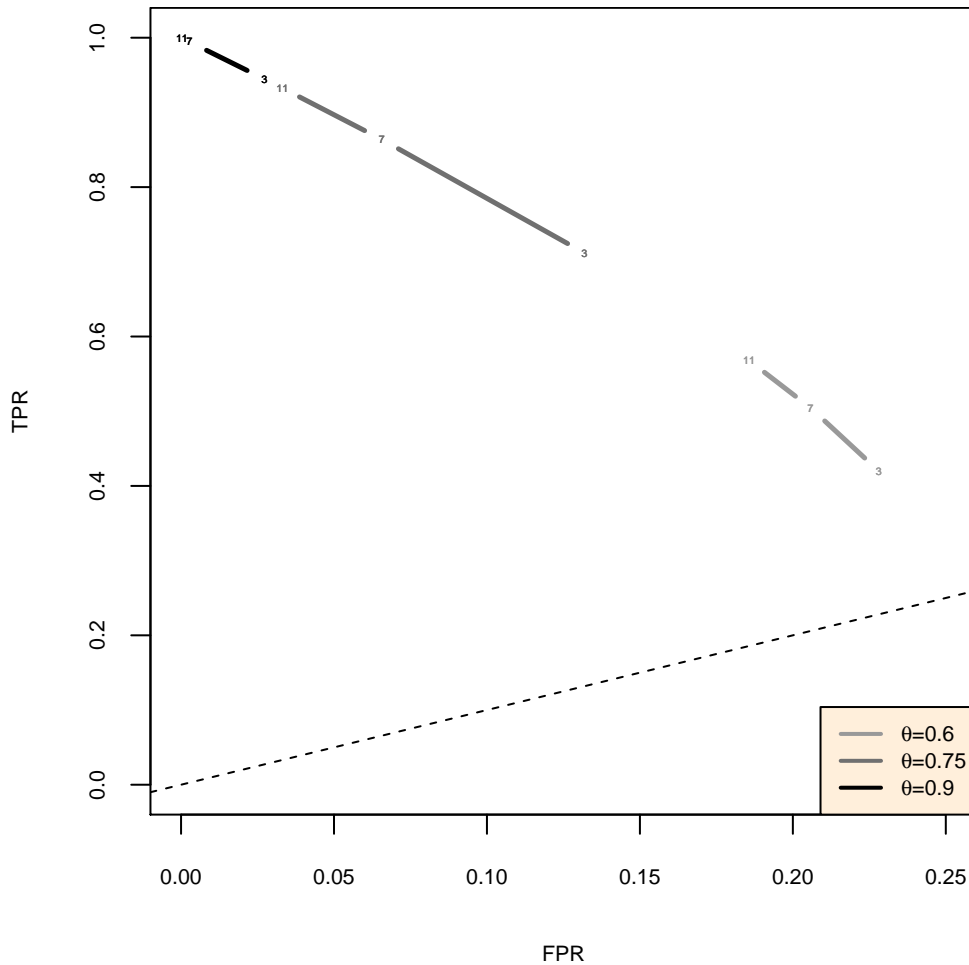


Figure 7: ROC representation of R_1 for different numbers of voters $n = 3, 7, 11$ (the number is used as the location in ROC space) and different competences $\theta = 0.60, 0.75, 0.90$ in different shades of grey. Notice that the range in the horizontal axis has been rescaled.

7 Discussion

In this paper, we have defined a theoretical framework, based on a probabilistic model, that describes the behaviour of a committee faced to decide the truth or falsity of a compound question. The application of the Receiver Operating Characteristics (ROC), a concept originating in signal processing, and adopted in several other fields, seems to be new in judgement aggregation research. It allows an objective assessment of the quality of a group decision on a complex issue, based on the (possibly subjective) competence of the members of the group. It also allows to compare different decision rules, both for symmetric or asymmetric penalising weights on the false positives and false negatives.

The simplicity of the model has allowed us to focus on the methodology of ROC space, but the assumptions can be easily weakened in several ways and the computations can be adapted without much difficulty. For example:

	θ							
	0.60	0.65	0.70	0.75	0.80	0.85	0.90	0.95
For TPR, $k=0.95$	95	41	23	13	9	7	5	3
For TNR, $k=0.95$	65	29	15	9	7	5	3	3
For AOT, $k=0.45$	81	35	19	13	7	5	3	3

Table 6: For each indicator, TPR, TNR and AOT, minimum committee size needed to reach the threshold k , for rule R_1 and different competence values θ .

- *Different voters' competence θ .* If competences are different, the law of (X, Y, Z, T) described in Proposition 3.1 is no more multinomial. The vote of each committee member $k = 1, \dots, n$ is a random object J_k equal to one of the four possible vote schemes with certain probabilities $(p_x^k, p_y^k, p_z^k, p_t^k)$, independently. If θ_k is the competence of member k , then, under the true state $P \wedge Q$, this vector of probabilities is

$$(\theta_k^2, \theta_k(1 - \theta_k), \theta_k(1 - \theta_k), 1 - \theta_k^2) .$$

The law of (X, Y, Z, T) will be the law of $J_1 + \dots + J_n$, which can be computed for any given set of parameters θ_k . The same can be done for the states of nature $P \wedge \neg Q$, $\neg P \wedge Q$, and $\neg(P \wedge Q)$.

The true and false positive rates under the vector of competences $\theta = (\theta_1, \dots, \theta_n)$ and rule R will be given, following Definitions 4.2 and 4.5, by

$$\text{TPR}(n, \theta, R) = \sum_{R(i,j,k,\ell)=1} \mathbb{P}_{P \wedge Q} \{J_1 + \dots + J_n = (i, j, k, \ell)\} ,$$

and

$$\text{FPR}(n, \theta, R) = \sum_{R(i,j,k,\ell)=1} \mathbb{P}_{P \wedge \neg Q} \{J_1 + \dots + J_n = (i, j, k, \ell)\} .$$

A study of dichotomous decision making under different individual competences, within a probabilistic framework, can be found in Sapir [20].

- *Non-independence between voters.* If the committee members do not vote independently, then, in order to make exact computations, one must have the joint probability law of the vector (J_1, \dots, J_n) , which take values in the n -fold Cartesian product of $\{P \wedge Q, P \wedge \neg Q, \neg P \wedge Q, \neg(P \wedge Q)\}$. From the joint law, the distribution of the sum $J_1 + \dots + J_n$ can always be made explicit, for each state of nature and taking into account the given vector of competences $(\theta_1, \dots, \theta_n)$. And from there, the values of FPR, FNR and AOT can be also obtained for any rule.

Boland [1] studies this situation of non-independence and diverse competence values for the voting of a single question, and assuming the existence of a “leader” in the committee. He generalises Condorcet theorem when the correlation coefficient between voters does not exceeds a certain threshold. That situation is completely different from ours.

- *Non-independence between the premises.* The premises may depend on each other in the sense that believing that P is true or false changes the perception on the veracity or falsity of Q . An extreme example of dependence is the classical P = “existence of a contract” and Q = “defendant breached the contract”, where voting $\neg P$ forces to vote $\neg Q$.

In these situations, some more data is needed, namely, the competence of each voter on one of the premises alone, and on the other premise conditioned to have guessed correctly

the first, and conditioned to have guessed it incorrectly. To wit, suppose that θ_P is the competence of a voter on premise P , that $\theta_{Q|P}$ is her competence on Q if she guesses correctly on P , and that $\theta_{Q|\bar{P}}$ is her competence on Q assuming she does not guess correctly on P . Then, the first row in the table of Proposition 3.1 would read

	p_x	p_y	p_z	p_t
$P \wedge Q$	$\theta_P \theta_{Q P}$	$\theta_P (1 - \theta_{Q P})$	$(1 - \theta_P) \theta_{Q \bar{P}}$	$(1 - \theta_P) (1 - \theta_{Q \bar{P}})$

and similarly for the other true states of nature.

- *Competence depending on the true state.* The probability to guess the truth may depend on the truth itself, i.e $\theta = (\theta_P, \theta_{-P}, \theta_Q, \theta_{-Q})$ could be four different parameters associated to the committee members, giving the probabilities of guessing the true state of nature when P is true, P is false, Q is true and Q is false, respectively. And these probabilities can be different for each individual, of course.

All these extensions can be combined together. The key to compute FPR, FNR, and consequently the values of AOT and $WAOT_w$ of any given rule is the ability to compute the probability of appearance of all possible contingency tables (Table 3); and this is possible for all the extensions of the list above. It is not easy to establish general theorems of comparison between rules, but a computer software can evaluate and compare rules for any specific value of all the parameters involved. Notice that it is not even necessary to fix n and θ . Two differently formed committees, adhering to the same or to different decision rules, can be compared applying the same ideas, using the symmetric or the weighted area of the triangle. In this paper, we have stuck to the simplest of the situations in our exposition, to better highlight the methodology, and to obtain some specific theoretical results.

In ROC analysis one usually relies in sample training data for the classifier. Here we have postulated the existence of an exact competence parameter θ . This parameter can be assigned on subjective grounds, but of course past data, if available, can be used to estimate its value. Furthermore, if after a new experiment it is possible to assess the quality of a voter's decision, this value could be readjusted in a Bayesian manner. As examples of possible practical relevance, we mention: In court cases, the level of a court, and the proportion of cases that have been successfully appealed to higher instances, can measure the competence of individual judges; in some professional sport competitions, referees are ranked according to their performance in past events, and it is usually easy to determine a posteriori the proportion of their correct decisions in a given event; in simultaneous medical tests, the "competence" or reliability of each one is usually known to some extent, and they can be combined to offer the best diagnostic decision, taking possibly into account the risks of false positives or false negatives through the weight parameter w .

It may be argued that the explicit appearance of the doctrinal paradox is rare in practice, but this depends on the competence parameter θ , the committee size n , and the two specific rules that we are comparing. In fact, the probability that the individual decisions lead to the paradoxical situation between two given rules can be computed explicitly. For instance, List [16, Propostion 2], computes the probability of the occurrence of the paradox from our formula (7), and the two classical rules issue-by-issue (IbyI, R_1) and case-by-case (CbyC, R_2).

However, the potential appearance of the paradox cannot be avoided, except for the trivial one-member committee. The interest must then be focused in the choice of the "best decision rule" among a catalogue of rules. The question then becomes to define a criterion to evaluate decision

rules. In this work, we have considered a family of criteria, which are completely objective, once fixed the subjective weight of the two competing risks, the false positive and the false negative, in deciding if the conjunction $P \wedge Q$ is true. This is contrast with the classical theory of Hypothesis Testing, but in line with Statistical Decision Theory.

The subjective evaluation of the risks is clearly an a priori matter, to be fixed before the casting of the votes, and therefore any instance of the situation we are analysing has a definite logical way to arrive to the correct decision. In this sense, we dare claim to have a complete solution to the doctrinal paradox. To be thoroughly honest, though, we must mention that the definition of the false positive rate (Definition 4.5), justified by Proposition 4.4, has some degree of arbitrariness.

Let us finish by commenting on possible extensions and open questions:

Instead of using the majority principle, another “qualified majority” can be employed, and the analysis of the modified rules can be done similarly. Still another possibility is to use *score versions* of the rules: Instead of 0/1 outputs, one can use more general mappings from the set of tables into the set of real numbers. These mappings are called *scores*. The natural scores to associate to rules R_1, R_2, R_3 are, respectively

$$S_1 = x + y \wedge z - m, \quad S_2 = x + \lfloor \frac{y \wedge z}{2} \rfloor - m, \quad S_3 = x - m,$$

and clearly $S_3 \leq S_2 \leq S_1$. ROC analysis can be done the same with scores, where the goal is to find the best score to fix as a boundary in deciding between $P \wedge Q$ and $\neg(P \wedge Q)$ from the point of view of the *area under the curve*. Admissible scores can be defined similarly to admissible rules: they must be non-decreasing functions with respect to the partial order on \mathbb{T} defined in Section 2. See [11] for a good short introduction to score rules and ROC curves.

We have compared three particular rules, two of them traditional, and a reasonable third one that lies in between. They are easily expressed in terms of the entries of the contingency table of votes. But there are much more admissible rules; a total of 36 in the case $n = 3$, and they are not easy to enumerate systematically in general. Hence, the question of enumerating all admissible rules and choosing the best according to some criterion is open.

Finally, notice that in Theorem 5.4 we have not assumed that the function $\theta \rightarrow D(\theta)$ is increasing. We conjecture that it always is, but we do not have yet a formal proof. If this conjecture is true, or in a particular case in which it is checked to be true, then one could strengthen the theorem by claiming that for every weight $\frac{1}{2} < w < 1$, there exists a value $C(w)$, smaller than w , such that

$$\begin{aligned} \theta > C(w) &\Rightarrow \text{WAOT}_w(n, \theta, R_1) > \text{WAOT}_w(n, \theta, R_2) \\ \theta < C(w) &\Rightarrow \text{WAOT}_w(n, \theta, R_1) < \text{WAOT}_w(n, \theta, R_2) \end{aligned}$$

(see Figure 8, and compare with Figure 4), and similarly for R_2 in relation with R_3 .

Acknowledgements

This work has been partially supported by grant numbers MTM2014-59179-C2-1-P from the Ministry of Economy and Competitiveness of Spain, and 2017-SGR-1094 from the Ministry of Business and Knowledge of Catalonia.

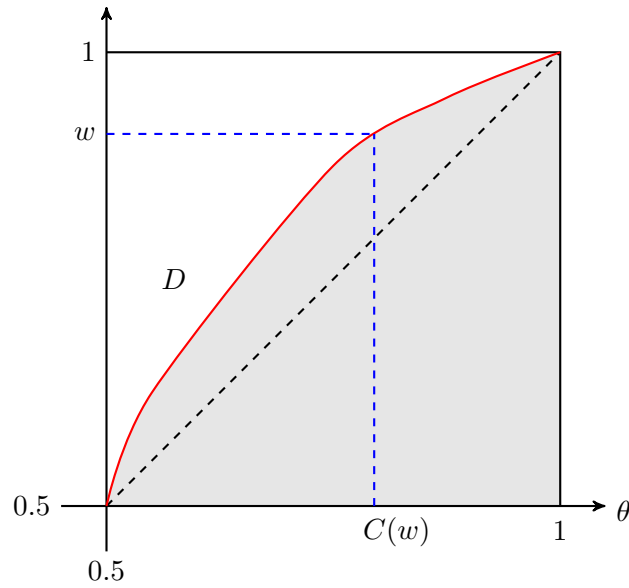


Figure 8: If D is a non-decreasing function, then $C(w)$ splits the θ -axis in two segments. For θ on the right, rule R_1 is better than R_2 in the sense of the weighted area under the triangle with weight w ; for θ on the left, R_2 is better than R_1 . Compare with the general D of Figure 4.

Appendix

Proof of Proposition 2.2 For rule R_1 , we must show the equivalence

$$(x + y > z + t, x + z > y + t) \iff x > m - y \wedge z .$$

Indeed,

$$\begin{aligned} x + y > z + t &\iff x + y > n - x - y \iff 2x + 2y > n = 2m + 1 \\ &\iff x + y > m + \frac{1}{2} \iff x > m - y , \end{aligned}$$

taking into account that we are dealing with integer numbers. The equivalence $x + z > y + t \iff x > m - z$ is proved in an identical way and (4) follows.

For rule R_2 , we must prove the equivalence in (5), that is,

$$(x > z + t, x > y + t) \iff x > m - \lfloor \frac{y \wedge z}{2} \rfloor .$$

We have

$$x > z + t \iff x > n - x - y \iff 2x > 2m + 1 - y \iff x > m - \frac{y-1}{2} .$$

If y is odd, say $y = 2q + 1$, then both $\frac{y-1}{2}$ and $\lfloor \frac{y}{2} \rfloor$ are equal to q , and we get the equivalence with $x > m - \lfloor \frac{y}{2} \rfloor$. If $y = 2q$,

$$x > m - \frac{y-1}{2} = m - q + \frac{1}{2} \iff x > m - q = m - \lfloor \frac{y}{2} \rfloor .$$

Analogously, we obtain $x > y + t \iff x > m - \lfloor \frac{z}{2} \rfloor$, and (5) is proved.

Finally, for rule R_3 , we have to prove the equivalence in (6):

$$x > y + z + t \iff x > m .$$

Indeed,

$$x > y + z + t \iff x > n - x \iff 2x > 2m + 1 \iff x > m + \frac{1}{2} \iff x > m ,$$

and we are done. \square

Proof of Proposition 2.5 The admissibility of the three rules is completely obvious from the defining inequalities (1), (2) and (3). The order $R_3 \leq R_2 \leq R_1$ as functions $\mathbb{T} \rightarrow \{0, 1\}$ is also clear, so we focus on the equalities and strict inequalities.

First, we will prove that $R_2 = R_3$ for $n = 3$ (i.e. $m = 1$). When $n = 3$, $y + z \leq 3$ and this implies $\lfloor \frac{y \wedge z}{2} \rfloor = 0$. According to Proposition 2.2, rules R_2 and R_3 are the same.

Secondly, for $n = 5$ ($m = 2$), we have $y + z \leq 5$ and then $\lfloor \frac{y \wedge z}{2} \rfloor \leq 1$. On the points (x, y, z, t) for which $\lfloor \frac{y \wedge z}{2} \rfloor = 0$, the two rules R_2 and R_3 clearly coincide, by Proposition 2.2. Assume $\lfloor \frac{y \wedge z}{2} \rfloor = 1$. That means $y \geq 2$, $z \geq 2$, and therefore $x \leq 1$. For such points, the value of both rules is zero. Hence, they coincide everywhere.

To see that $R_1 > R_2$ for all $n \geq 3$, recall that this inequality means that $R_1 \geq R_2$ and the two rules are not identical. Consider the point $(x, y, z, t) = (1, m, m, 0)$. On this point, condition (1) is satisfied, but (2) fails. Therefore, $R_1(1, m, m, 0) = 1$ and $R_2(1, m, m, 0) = 0$.

To show that $R_2 > R_3$ for all $n \geq 7$ (implying that $m \geq 3$), we distinguish two cases, depending on whether m is even or odd. For an even $m \geq 4$, take $(x, y, z, t) = (m, \frac{m}{2}, \frac{m}{2}, 1)$; for $m \geq 3$ odd, take $(x, y, z, t) = (m, \frac{m+1}{2}, \frac{m+1}{2}, 0)$. In both cases condition (2) is satisfied and (3) fails. \square

Proof of Proposition 3.1 For each voter $k = 1, \dots, n$, let X_k be the random variable taking values in one of the four possible final decisions of the voter, and let p_x, p_y, p_z, p_t the probability of each of them. Since these n variables are mutually independent and identically distributed, the law of the counts (X, Y, Z, T) is multinomial with parameters (n, p_x, p_y, p_z, p_t) . The independence of the decisions concerning the two premises, gives immediately the particular parameters of the table, depending on the true state of nature.

Proof of Proposition 4.3 The probability of deciding $P \wedge Q$ for any decision rule can be computed summing up the multinomial probability function (7) over the set where the rule takes the value 1. That means, taking into account Proposition 2.2,

$$\begin{aligned}
\mathbb{P}\{R_1(X, Y, Z, T) = 1\} &= \sum_{i=0}^n \sum_{j=0}^{n-i} \sum_{k=m-i \wedge j+1}^{n-i-j} \frac{n!}{k!j!i!(n-i-j-k)!} p_x^k p_y^j p_z^i p_t^{n-i-j-k} . \\
\mathbb{P}\{R_2(X, Y, Z, T) = 1\} &= \sum_{i=0}^n \sum_{j=0}^{n-i} \sum_{k=m-\lfloor \frac{1}{2}i \wedge j \rfloor + 1}^{n-i-j} \frac{n!}{k!j!i!(n-i-j-k)!} p_x^k p_y^j p_z^i p_t^{n-i-j-k} . \\
\mathbb{P}\{R_3(X, Y, Z, T) = 1\} &= \sum_{i=0}^n \sum_{j=0}^{n-i} \sum_{k=m+1}^{n-i-j} \frac{n!}{k!j!i!(n-i-j-k)!} p_x^k p_y^j p_z^i p_t^{n-i-j-k} \\
&= \sum_{k=m+1}^n \binom{n}{k} p_x^k (1-p_x)^{n-k} .
\end{aligned}$$

now using the values of Proposition 3.1 for the case $P \wedge Q$, we obtain the stated true positive rates.

Proof of Proposition 4.4 To check the equality in (15), first recall that every admissible decision rule satisfies $R(x, y, z, t) = R(x, y, z, t)$. Moreover, the law of the random vector (X, Y, Z, T) under $P \wedge \neg Q$, which is multinomial $M(n, \theta(1-\theta), \theta^2, (1-\theta)^2, \theta(1-\theta))$, coincides with the law of (X, Z, Y, T) under $\neg P \wedge Q$. Therefore,

$$\mathbb{P}_{P \wedge \neg Q}\{R(X, Y, Z, T) = 1\} = \mathbb{P}_{\neg P \wedge Q}\{R(X, Z, Y, T) = 1\} = \mathbb{P}_{\neg P \wedge Q}\{R(X, Y, Z, T) = 1\} .$$

For the inequality in the statement, we have, from Proposition 3.1,

$$\begin{aligned}
\mathbb{P}_{P \wedge \neg Q}\{R_1(X, Y, Z, T) = 1\} &= \sum_{i=0}^n \sum_{j=0}^{n-i} \sum_{k=m-i \wedge j+1}^{n-i-j} \binom{n}{i, j, k, \ell} \theta^{n-i+j} (1-\theta)^{n+i-j} , \\
\mathbb{P}_{\neg P \wedge Q}\{R_1(X, Y, Z, T) = 1\} &= \sum_{i=0}^n \sum_{j=0}^{n-i} \sum_{k=m-i \wedge j+1}^{n-i-j} \binom{n}{i, j, k, \ell} \theta^{2n-i-j-2k} (1-\theta)^{i+j+2k} ,
\end{aligned}$$

where $\ell = n - i - j - k$. Each term in the first line is greater than the corresponding one in the second line: $\theta^{n-i+j} (1-\theta)^{n+i-j} > \theta^{2n-i-j-2k} (1-\theta)^{i+j+2k}$ is equivalent to $\theta^{2k+2j-n} > (1-\theta)^{2k+2j-n}$, and this inequality, since $\theta > \frac{1}{2}$, is true provided that $2k + 2j - n > 0$. Indeed,

$$k \geq m - i \wedge j + 1 \geq m - j + 1 \Rightarrow 2k + 2j \geq 2m + 2 \Rightarrow 2k + 2j - n \geq 1 .$$

The same argument is valid for R_2 and R_3 , since $m - i \wedge j + 1 \leq m - \lfloor \frac{i \wedge j}{2} \rfloor + 1 \leq m + 1$. This completes the proof.

Remark: In fact, one can prove, using a probabilistic coupling argument, that the inequality $\mathbb{P}_{P \wedge \neg Q}\{R = 1\} \geq \mathbb{P}_{\neg P \wedge Q}\{R = 1\}$ holds true not only for R_1, R_2, R_3 , but for any admissible rule as defined in 2.4. For simplicity, we have restricted ourselves here to prove the statement as it is. \square

R session info. Computations have been done in R with the following setup:

R version 3.4.1 (2017-06-30), x86_64-w64-mingw32.

Base packages: base, datasets, graphics, grDevices, stats, utils.

Other packages: knitr 1.17, xtable 1.8-2, compiler 3.4.1, digest 0.6.12, evaluate 0.10.1, magrittr 1.5, methods 3.4.1, stringi 1.1.6, stringr 1.3.0, tools 3.4.1.

References

- [1] Philip J. Boland. Majority systems and the condorcet jury theorem. *Journal of the Royal Statistical Society. Series D (The Statistician)*, 38(3):181–189, 1989.
- [2] Jean-François Bonnefon. Behavioral evidence for framing effects in the resolution of the doctrinal paradox. *Social Choice and Welfare*, 34(4):631–641, Apr 2010.
- [3] Luc Bovens and Wlodek Rabinowicz. Voting procedures for complex collective decisions: an epistemic perspective. *Ratio Juris*, 17(2):241–258, 2004.
- [4] Luc Bovens and Wlodek Rabinowicz. Democratic answers to complex questions – an epistemic perspective. *Synthese*, 150(1):131–153, May 2006.
- [5] Rosa Camps, Xavier Mora, and Laia Saumell. A general method for deciding about logically constrained issues. *Annals of Mathematics and Artificial Intelligence*, 64(1):39–72, 2012.
- [6] Jean-Antoine-Nicolas de Caritat Condorcet. *Essai sur l'application de l'analyse a la probabilité des décisions rendues a la pluralité des voix*. Imprimerie royale Paris, 1785.
- [7] Geoffroy de Clippel and Kfir Eliaz. Premise-based versus outcome-based information aggregation. *Games and Economic Behavior*, 89:34 – 42, 2015.
- [8] Franz Dietrich and Christian List. Arrow’s theorem in judgment aggregation. *Social Choice and Welfare*, 29(1):19–33, Jul 2007.
- [9] Franz Dietrich and Christian List. Strategy-proof judgment aggregation. *Economics and Philosophy*, 23(3):269–300, 2007.
- [10] James P. Egan. *Signal detection theory and ROC-analysis*. Academic Press, 1975.
- [11] Tom Fawcett. An introduction to ROC analysis. *Pattern Recognition Letters*, 27(8):861–874, June 2006.
- [12] David J. Hand and Robert J. Till. A simple generalisation of the area under the ROC curve for multiple class classification problems. *Machine Learning*, 45(2):171–186, 2001.
- [13] Drora Karotkin and Jacob Paroush. Optimum committee size: Quality-versus-quantity dilemma. *Social Choice and Welfare*, 20(3):429–441, Jun 2003.
- [14] Lewis A. Kornhauser. Modeling collegial courts I: Path-dependence. *International Review of Law and Economics*, 12(2):169 – 185, 1992.
- [15] Lewis A. Kornhauser and Lawrence G. Sager. The one and the many: Adjudication in collegial courts. *California Law Review*, 81(1), 1993.
- [16] Christian List. The probability of inconsistencies in complex collective decisions. *Social Choice and Welfare*, 24(1):3–32, 2005.
- [17] Christian List. The theory of judgment aggregation: an introductory review. *Synthese*, 187(1):179–207, Jul 2012.

- [18] Christian List and Philip Pettit. Aggregating sets of judgments: An impossibility result. *Economics and Philosophy*, 18(1):89–110, 2002.
- [19] Christian List and Clemens Puppe. Judgment aggregation: A survey. In Christian List and Clemens Puppe, editors, *Handbook of Rational and Social Choice*. Oxford University Press, 2009.
- [20] Luba Sapir. The optimality of the expert and majority rules under exponentially distributed competence. *Theory and Decision*, 45(1):19–36, Aug 1998.