

Decoding of Non-Binary LDPC Codes Using the Information Bottleneck Method

Maximilian Stark, Gerhard Bauch
Hamburg University of Technology
Institute of Communications
21073 Hamburg, Germany
{maximilian.stark,bauch}@tuhh.de

Jan Lewandowsky, Souradip Saha
Fraunhofer Institute for Communication,
Information Processing and Ergonomics (FKIE)
53343 Wachtberg, Germany
{jan.lewandowsky,souradip.saha}@fkie.fraunhofer.de

Abstract—Recently, a novel lookup table based decoding method for binary low-density parity-check codes has attracted considerable attention. In this approach, mutual-information-maximizing lookup tables replace the conventional operations of the variable nodes and the check nodes in message passing decoding. Moreover, the exchanged messages are represented by integers with very small bit width. A machine learning framework termed the information bottleneck method is used to design the corresponding lookup tables. In this paper, we extend this decoding principle from *binary* to *non-binary* codes. This is not a straightforward extension but requires a more sophisticated lookup table design to cope with the arithmetic in higher order Galois fields. Provided bit error rate simulations show that our proposed scheme outperforms the log-max decoding algorithm and operates close to sum-product decoding.

I. INTRODUCTION

Shortly after their rediscovery by MacKay [1], binary low-density parity-check (LDPC) codes have been generalized for non-binary symbol alphabets over higher order Galois fields with field order q . However, the decoding of these codes using sum-product decoding is computationally much more expensive than the decoding of their binary counterparts. The main computational bottleneck for higher order Galois field LDPC codes is the required convolution of probability distributions at the check nodes. Moreover, the number of bits required to represent the processed probability vectors in hardware is large. Approaches to reduce the implementation complexity of the check node operation range from application of the fast convolution using the fast Walsh-Hadamard transform (FHT) to log-domain decoding with an approximated check node operation [2]–[5]. Despite these very important works, the development of efficient decoding methods for non-binary LDPC codes continues to be an interesting subject of current research for practical purposes as non-binary LDPC codes have better error correction properties for short block lengths than binary LDPC codes. The latter unfold their capacity approaching behavior only for very large codeword lengths [6]. Therefore, especially in 5G related scenarios such as massive-machine-type communications and ultra-reliable low latency communication (uRLLC), non-binary LDPC codes could be promising candidates, if decoders with affordable complexity were available.

Recently, several authors considered a novel approach for decoding of *binary* LDPC codes [7]–[12]. In these works, a principle was applied which is fundamentally different from state-of-the-art signal processing approaches. Instead of implementing the sum-product algorithm to decode an LDPC code, mutual-information-maximizing lookup tables were used to replace all conventional signal processing steps in an LDPC decoder. These lookup tables process only quantization indices which can be stored using just a few bits in hardware. Moreover, all expensive operations were replaced by simple lookup operations in the designed mutual-information-maximizing lookup tables. In [13] and [14] it was shown that this approach is, in fact, beneficial in comparison to state-of-the-art LDPC decoders in practical decoder implementations. The applied mutual-information-maximizing lookup tables can be constructed using the information bottleneck method [15].

The existing works [7]–[12] only describe the decoding of *binary* LDPC codes with the proposed method. In this paper, our aim is to extend the fundamental principle also to *non-binary* LDPC codes. This extension is not straightforward as it requires sophisticated lookup table design approaches. From the results obtained, we observe that the proposed algorithm performs very close to to the sum-product algorithm.

The paper contains the following main contributions:

- We devise relevant-information-preserving variable and check node operations using the information bottleneck method resulting in a novel decoder for non-binary LDPC codes.
- In the resulting decoder, all arithmetic operations are replaced by simple lookups.
- This novel decoder can be applied for arbitrary regular non-binary LDPC codes.
- Inherently, we devise a discrete density evolution scheme for non-binary LDPC codes which can be used to study the performance of non-binary code ensembles under the considered lookup table decoding.
- Despite all operations being simple lookup operations and all messages being passed during decoding are represented with a few bits, our proposed decoder shows only 0.15 dB performance degradation over E_b/N_0 compared to double-precision sum-product decoding and outper-

forms double-precision log-max decoding by 0.4 dB for an exemplary code over GF(4).

The rest of this paper is structured as follows. The following section introduces the prerequisites on non-binary LDPC codes, the considered transmission system and the mutual-information-maximizing lookup table design with the information bottleneck method. Section III compares the conventional sum-product algorithm used for the decoding of non-binary LDPC codes with the proposed lookup table based approach in detail. In Section IV we investigate the performance of the proposed approach for an exemplary code. Finally, we conclude the paper in Section V.

Notation: The realizations $y \in \mathcal{Y}$ from the event space \mathcal{Y} of a discrete random variable Y occur with probability $\Pr(Y = y)$ and $p(y)$ is the corresponding probability distribution. The cardinality or alphabet size of a random variable is denoted by $|\mathcal{Y}|$. Joint distributions and conditional distributions are denoted $p(x, y)$ and $p(x|y)$, $\delta(x)$ denotes the Kronecker delta function.

II. PREREQUISITES

This section briefly reviews non-binary LDPC codes and the information bottleneck method. Then, decoding of binary LDPC codes using the information bottleneck is summarized.

A. Non-binary LDPC Codes

LDPC codes are typically defined using a sparse parity-check matrix \mathbf{H} with dimension $N_c \times N_v$ such that a parity-check equation for a codeword \mathbf{c} fulfills $\mathbf{H} \cdot \mathbf{c} = \mathbf{0}$. Each row of \mathbf{H} represents a parity-check equation. Such an equation has the form

$$\sum_{k=0}^{d_c-1} \underbrace{h_k c_k}_{c'_k} = 0, \quad (1)$$

where h_k correspond to the non-zero entries of the respective row, c_k are the corresponding codeword symbols and d_c denotes the check node degree. The arithmetic that has to be applied in (1) depends on the field order of the considered Galois field. For binary codes, all $h_k = 1$, all $c_k \in \text{GF}(2) = \{0, 1\}$ and the sum is a modulo 2 sum. In contrast, in the non-binary case all h_k and c_k and hence their products $c'_k = h_k c_k$ too are field elements from $\text{GF}(q)$. Therefore, the arithmetical rules for multiplication and addition for the respective finite field have to be taken into account. We consider extension fields $\text{GF}(2^m) = \{0, 1, \alpha, \alpha^2, \dots, \alpha^{2^m-2}\}$, where α is the so-called primitive element of the field. Such a field is generated by a primitive polynomial. The primitive polynomial can be used to derive multiplication and addition rules for two given elements $c_i, c_j \in \text{GF}(2^m)$. These rules are exemplarily shown for $\text{GF}(2^2)$ in Table I. For their exact derivation and more details on the corresponding field theory, we refer the reader to [16].

TABLE I: Arithmetic in $\text{GF}(2^2)$

Addition $c_i + c_j$					Multiplication $c_i c_j$				
$c_i \backslash c_j$	0	1	α	α^2	$c_i \backslash c_j$	0	1	α	α^2
0	0	1	α	α^2	0	0	0	0	0
1	1	0	α^2	α	1	0	1	α	α^2
α	α	α^2	0	1	α	0	α	α^2	1
α^2	α^2	α	1	0	α^2	0	α^2	1	α

(a)

(b)

Fig. 1: (a) Illustration of the information bottleneck principle, (b) Exemplary information bottleneck graph.

B. The Information Bottleneck Method and Relevant-Information-Preserving Signal Processing

The information bottleneck method [15] is a mutual-information-maximizing clustering framework from machine learning. As depicted in Figure 1a it considers a Markov chain $X \rightarrow Y \rightarrow T$ of three random variables. X is termed the relevant variable, Y is termed the observation and T is a compressed representation of Y . The compression is described by the conditional distribution $p(t|y)$. This compression mapping is designed such that the mutual information $I(X; T)$ is maximized while at the same time the mutual information $I(Y; T)$ is minimized. If the mapping $p(t|y)$ uniquely assigns a t to each y with probability 1, this mapping can be implemented in a lookup table such that $t = f(y)$. Algorithms to find suitable compression mappings are described in [17]–[19]. These algorithms require the joint distribution $p(x, y)$ and the desired cardinality $|\mathcal{T}|$ of the compression variable T as inputs. As a by-product, an information bottleneck algorithm delivers the joint distribution $p(x, t) = p(x|t)p(t)$.

Preliminary works have shown that the information bottleneck design principle can be applied to build signal processing blocks which implement mutual-information-maximizing lookup tables. Figure 1b shows such a mutual-information-maximizing lookup table. This figure uses the information bottleneck graph notation introduced in [20]. The inputs (y_0, y_1) of the shown lookup table are compressed by the mutual-information-maximizing lookup table such that the output t is highly informative about the relevant variable X . The processed inputs (y_0, y_1) and the output t of the system are considered to be quantization indices from the set $\mathcal{T} = \{0, 1, \dots, |\mathcal{T}| - 1\}$. In contrast, state-of-the-art signal processing algorithms process quantized samples with a certain precision. However, in the information bottleneck approach this is not required as the mutual information of the involved variables does not depend on the representation values of the quantized signal, but only on their joint probability distributions.

C. Information Bottleneck Decoding of Binary LDPC Codes

In prior works on binary LDPC codes, the relevant variable X for a check node is the modulo 2 sum of the bits connected to the check node. Thus, the mutual-information-maximizing lookup table serves as an integer-based replacement for the well-known box-plus operation for log-likelihood ratios. The approach in prior works was to construct lookup tables for each node type and every iteration using a framework which pairs a density evolution technique with an information bottleneck algorithm [7]–[12]. This complex lookup table construction step is performed offline. The lookup tables are pre-generated for a fixed design- E_b/N_0 , but used for all E_b/N_0 in practice. Once constructed, all decoding operations become lookup operations in the pre-generated tables. This approach achieves considerable gains in decoding throughput [13] and performance extremely close to double-precision sum-product decoding for binary codes. In the following section, we present all the required steps to generalize the construction framework [10] from binary to non-binary LDPC codes. This generalization is not straightforward and the challenges are versatile. The main reason is the much more sophisticated arithmetic in higher order Galois fields.

III. DECODING NON-BINARY LDPC CODES USING THE INFORMATION BOTTLENECK METHOD

In this section, we describe how a lookup table based decoder for non-binary LDPC codes is built. In each step we start from the conventional sum-product decoding and compare it with the lookup table approach. We first describe the transmission scheme and the channel output quantizer. Then, we explain how check and variable node operations in the sum-product algorithm can be replaced by lookup tables.

A. Transmission Scheme and Channel Output Quantization

We consider a non-binary LDPC encoded transmission over a quantized output, symmetric additive white Gaussian noise (AWGN) channel with binary phase shift keying modulation (BPSK). In the applied scheme, m BPSK symbols are transmitted for each codeword symbol c_k . At the receiver, the received signal is first quantized. The quantizer delivers m outputs $\mathbf{y}_k = [y_{k,0}, y_{k,1}, \dots, y_{k,m-1}]^T$ for each codeword symbol c_k . The bit width of the applied quantizer is denoted w , such that the outputs $y_{k,j}$ are from alphabet $\{0, 1, \dots, 2^w - 1\}$.

The first step in conventional sum-product decoding of non-binary LDPC codes is the calculation of the symbol probabilities

$$p(c_k | \mathbf{y}_k) = \frac{p(c_k)}{p(\mathbf{y}_k)} \prod_{j=0}^{m-1} p(y_{k,j} | b_{k,j}), \quad (2)$$

where $b_{k,j}$ denote the bits in the binary representation of c_k . For each symbol, this corresponds to a probability vector which is used as channel knowledge for sum-product decoding.

In contrast, the proposed information bottleneck decoder does not use any probability vector, but processes a single

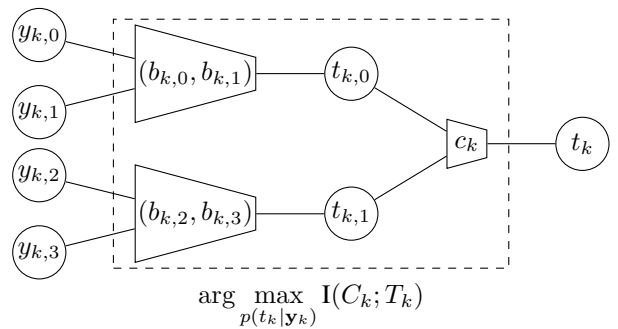


Fig. 2: Information bottleneck graph of lookup table $p(t_k | \mathbf{y}_k)$.

quantization index $t_k \in \{0, 1, \dots, |\mathcal{T}_{\text{chan}}| - 1\}$ instead. Intuitively, this quantization index should be highly informative about c_k . Such an index t_k can be obtained from \mathbf{y}_k using a mutual-information-maximizing lookup table $p(t_k | \mathbf{y}_k)$ which is constructed with the information bottleneck method. The required joint distribution $p(c_k, \mathbf{y}_k)$ to construct the table follows directly from (2). As a by-product we obtain $p(c_k, t_k)$ which will be used for the construction of subsequent lookup tables. The size of the lookup table can be reduced by using a decomposition into two-input lookup tables as exemplified in Figure 2 for $m = 4$ inputs.

B. Non-Binary Check Node Operations in Sum-Product Decoding

In sum-product decoding of non-binary LDPC codes, the symbol probabilities (2) are passed to the check nodes. Each check node performs three tasks according to its parity-check equation (1).

1) *Multiplication by Edge Weights* $c'_k = h_k c_k$: First, the incoming probability vectors for the incoming symbols c_k are transformed into the probability vectors for the products c'_k incorporating the appropriate edge weight h_k . According to the multiplication rules described in Section II, this corresponds to a cyclic shift of the last $2^m - 1$ entries in the probability vectors [16].

2) *Summation*: Once all $p(c'_k)$ are obtained, the check node computes the convolution of $d_c - 1$ probability vectors $p(c'_k)$ to account for the summation of the involved c'_k in $c'_j = \sum_{k \neq j} c'_k$ which follows from (1). This convolution is usually implemented as a fast convolution using FHT resulting in the complexity $\mathcal{O}(d_c 2^m \log_2 2^m)$.

3) *Multiplication by Inverse Edge Weights* $c_j = h_j^{-1} c'_j$: In the last step of the check node update, the outgoing message which is passed to a connected variable node is again found by a cyclic shift of the last $2^m - 1$ entries of $p(c'_j)$ according to the inverse edge weight h_j^{-1} .

C. Non-Binary Check Node Operations from the Information Bottleneck Method

Here, we propose to replace all of the aforementioned operations with mutual-information-maximizing lookup tables. The entire workflow of the check node design with the information bottleneck method is exemplified in Figure 3 for a degree

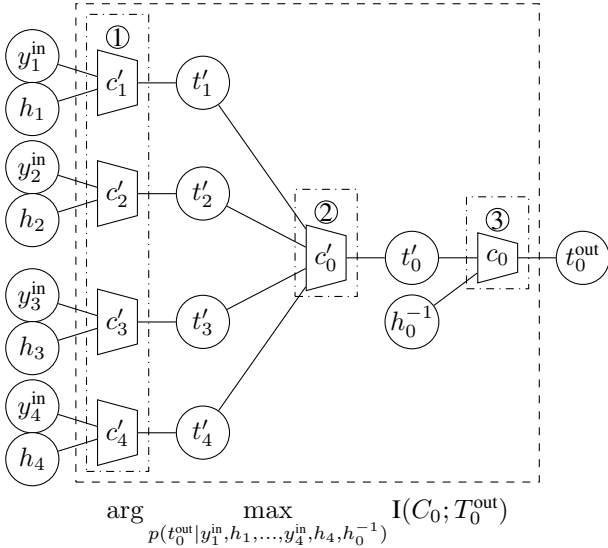


Fig. 3: Information bottleneck graph of lookup table $p(t_0^{\text{out}} | y_1^{\text{in}}, h_1, \dots, y_4^{\text{in}}, h_4, h_0^{-1})$ for $d_c = 5$.

$d_c = 5$ check node. This check node processes $d_c - 1 = 4$ incoming quantization indices y_k^{in} to determine one outgoing quantization index t_0^{out} which is passed back to the variable node replacing the probability vector $p(c_0)$ in the sum-product algorithm. Please note that the message y_0^{in} for c_0 is excluded since extrinsic information on c_0 shall be generated. Message generation has to be carried out using an equivalent structure for all other c_j .

We provide a step-by-step derivation of the joint distributions required as inputs for the information bottleneck algorithms to generate the respective mutual-information-maximizing lookup tables.

1) *Multiplication by Edge Weights* $c'_k = h_k c_k$: In Figure 3 the multiplication equivalent lookup table is depicted in the box labeled ①. Obviously, since all incoming quantization indices y_k^{in} are just unsigned integers, no shift of any probability vector is possible. However, this is not required since we are only interested in preserving the information on the relevant random variable C'_k given the input tuple (h_k, y_k^{in}) . Therefore, we need to determine the joint distribution $p(c'_k, h_k, y_k^{\text{in}})$ to design a mutual-information-maximizing lookup table with the information bottleneck method. According to the general chain rule of probabilities and given the independence of y_k^{in} and h_k ,

$$p(c'_k, h_k, y_k^{\text{in}}) = \sum_{c_k \in \text{GF}(2^m)} p(c'_k | h_k, c_k) p(c_k, y_k^{\text{in}}) p(h_k). \quad (3)$$

In (3), $p(c'_k | h_k, c_k)$ reflects the multiplication arithmetic $c'_k = h_k c_k$ in $\text{GF}(2^m)$. Mathematically, $p(c'_k | h_k, c_k) = \delta(c'_k - h_k c_k)$, i.e., it is 1 if $c'_k = h_k c_k$ and 0 otherwise. In the first decoding iteration, $p(c_k, y_k^{\text{in}})$ is given by $p(c_k, t_k)$ with $t_k = y_k^{\text{in}}$ since all incoming y_k^{in} are obtained directly from the quantizer (cf. Section III-A). Feeding the joint distribution (3) to an information bottleneck algorithm with output cardinality $|\mathcal{T}_{\text{mult}}|$ delivers the lookup table $p(t'_k | h_k, y_k^{\text{in}})$, where $t'_k \in \{0, 1, \dots, |\mathcal{T}_{\text{mult}}| - 1\}$ and $I(C'_k; T'_k) \rightarrow \max$ for the given cardinality $|\mathcal{T}_{\text{mult}}|$.

2) *Summation*: To account for the summation $c'_0 = \sum_{k \neq 0} c'_k$, in Figure 3, the convolution equivalent lookup table is depicted in the box labeled ②. Again since only unsigned integers t'_k are processed instead of probability vectors, a new t'_0 given $(t'_1, t'_2, \dots, t'_{d_c-1})$ has to be generated which is highly informative about $c'_0 = \sum_{k \neq 0} c'_k$. Therefore, we need the joint distribution $p(c'_0, t'_1, t'_2, \dots, t'_{d_c-1})$. Similarly as in (3) one finds

$$p(c'_0, t'_1, t'_2, \dots, t'_{d_c-1}) = \sum_{c'_1, c'_2, \dots, c'_{d_c-1}} p(c'_0 | c'_1, c'_2, \dots, c'_{d_c-1}) \prod_{k=1}^{d_c-1} p(t'_k, c'_k). \quad (4)$$

In (4), $p(c'_0 | c'_1, c'_2, \dots, c'_{d_c-1})$ reflects the sum arithmetic $c'_0 = \sum_{k \neq 0} c'_k$ in $\text{GF}(2^m)$. Mathematically, $p(c'_0 | c'_1, c'_2, \dots, c'_{d_c-1}) = \delta(c'_0 - \sum_{k \neq 0} c'_k)$. Feeding the joint distribution (4) to an information bottleneck algorithm with output cardinality $|\mathcal{T}_{\text{conv}}|$ delivers a lookup table $p(t'_0 | t'_1, t'_2, \dots, t'_{d_c-1})$, where $t'_0 \in \{0, 1, \dots, |\mathcal{T}_{\text{conv}}| - 1\}$ and $I(C'_0; T'_0) \rightarrow \max$ for the given cardinality $|\mathcal{T}_{\text{conv}}|$.

Similar as in Section III-A, we note that a two-input decomposition of lookup tables can be applied to reduce the size of the lookup table $p(t'_0 | t'_1, t'_2, \dots, t'_{d_c-1})$.

3) *Multiplication by Inverse Edge Weights* $c_0 = h_0^{-1} c'_0$: The multiplication equivalent by the inverse edge label h_0^{-1} is also implemented as a mutual-information-maximizing lookup table $p(t_0^{\text{out}} | h_0^{-1}, t'_0)$ and depicted in the box labeled ③ in Figure 3. The joint distribution $p(c_0, h_0^{-1}, t'_0)$ for designing the involved lookup table can be obtained equivalently as explained for the multiplication equivalent by h_0 using (3). The final output $t_0^{\text{out}} \in \{0, 1, \dots, |\mathcal{T}_{\text{prod}}| - 1\}$ is passed to a connected variable node.

D. Non-Binary Variable Node Operations in Sum-Product Decoding

In sum-product decoding of non-binary LDPC codes, each variable node receives d_v probability vectors from its connected check nodes, where d_v is the degree of the variable node. To generate extrinsic information which is passed back to the check nodes during decoding, $d_v - 1$ messages from the check nodes and the channel message (2) are multiplied. This results from the equality constraint of a variable node, i.e., all incoming messages are probability vectors for the same codeword symbol.

E. Non-Binary Variable Node Operations from the Information Bottleneck Method

In the following, we consider an arbitrary node which belongs to a codeword symbol c . Here, we propose to replace the described variable node operation with a mutual-information-maximizing lookup table. This lookup table is depicted in Figure 4 and it processes $d_v - 1$ incoming quantization indices y_k^{in} received from the check nodes and a channel index $y_{\text{ch}}^{\text{in}}$ from the channel output quantizer to determine one outgoing quantization index t_0^{out} which is passed back to a check node. Please note that the message y_0^{in} is excluded at the input on the left since extrinsic information shall be generated. Message

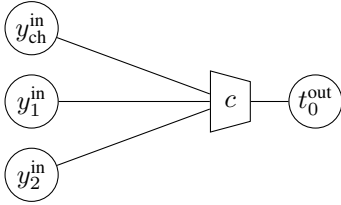


Fig. 4: Information bottleneck graph of lookup table $p(t_0^{\text{out}}|y_{\text{ch}}^{\text{in}}, y_1^{\text{in}}, y_2^{\text{in}}, \dots, y_{d_v-1}^{\text{in}})$ for $d_v = 3$.

generation has to be carried out with the same structure for all other connected edges. The joint input distribution to design the depicted lookup table in Figure 4 is given by

$$p(c, y_{\text{ch}}^{\text{in}}, y_1^{\text{in}}, y_2^{\text{in}}, \dots, y_{d_v-1}^{\text{in}}) = p(c)p(y_{\text{ch}}^{\text{in}}|c) \prod_{l=1}^{d_v-1} p(y_l^{\text{in}}|c). \quad (5)$$

This joint distribution reflects the aforementioned equality constraint of the variable node. Feeding the joint distribution (5) to an information bottleneck algorithm with output cardinality $|\mathcal{T}_{\text{var}}|$ delivers a lookup table $p(t_0^{\text{out}}|y_{\text{ch}}^{\text{in}}, y_1^{\text{in}}, y_2^{\text{in}}, \dots, y_{d_v-1}^{\text{in}})$, where $t_0^{\text{out}} \in \{0, 1, \dots, |\mathcal{T}_{\text{var}}| - 1\}$ and $I(C; T_0^{\text{out}}) \rightarrow \max$. The unsigned integer t_0^{out} is passed back to the connected check node on the target edge in the next decoding iteration.

Finally, we note that a two-input decomposition of lookup tables can be applied to reduce the size of the variable node lookup table.

F. Discrete Density Evolution for Non-Binary Codes and Fixed Lookup Tables

It is important that the distributions of the exchanged messages evolve over the iterations. To cope with this evolution it is, therefore, appropriate to design updated lookup tables for each decoding iteration using the appropriate distributions. These joint distributions correspond to the by-products $p(x, t)$ of the applied information bottleneck algorithm. By using these output distributions as inputs of the next applied information bottleneck to construct lookup tables, we inherently track the evolution of these joint input distributions. This is completely analogous to the discrete density evolution scheme for binary LDPC codes described in [8]–[11]. As an interesting consequence, the decoding performance for a considered regular ensemble under the proposed lookup table based decoding scheme can be investigated. We note that performing efficient density evolution for non-binary LDPC codes is an open problem which is inherently tackled by the proposed lookup table construction scheme. However, since this is not the main topic of this paper, we defer further investigation of this interesting finding to a subsequent work.

Finally, we propose to construct all involved lookup tables just once for a fixed design- E_b/N_0 . The constructed lookup tables are then stored and applied for all E_b/N_0 . Hence, the lookup table construction has to be done only once and offline.

IV. RESULTS AND DISCUSSION

In this section, we present and discuss results from a bit error rate simulation of an exemplary non-binary LDPC code

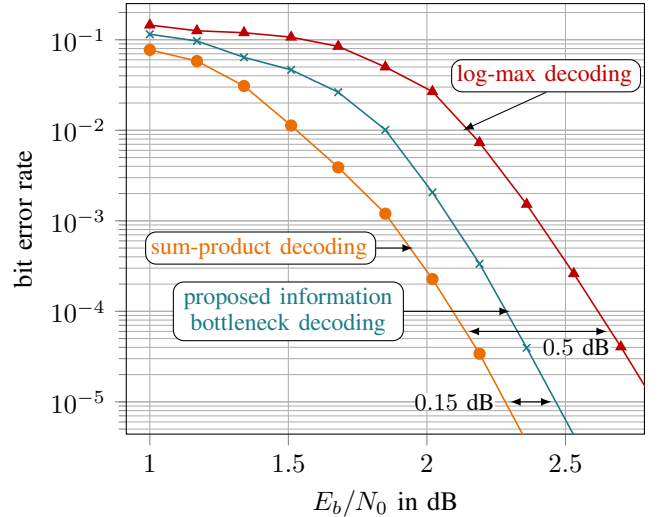


Fig. 5: Bit error rate performance of our proposed decoder and reference systems with properties summarized in Table II and $i_{\text{max}} = 40$.

over Galois field $\text{GF}(4)$. The code was taken from [21] and has length $N_v = 816$, code rate $R_c = 0.5$, variable node degree $d_v = 3$ and check node degree $d_c = 6$.

The obtained bit error rates for sum-product decoding using FHT [3], log-max decoding [5] and the proposed information bottleneck based decoding are depicted in Figure 5. The channel quantizer described in Section III-A was used with output cardinality $|\mathcal{T}_{\text{chan}}| = 128$ corresponding to 7 bit quantization. For the sum-product and the log-max decoder, the symbol probabilities $p(c_k|t_k)$ were used for decoding. In contrast, the information bottleneck decoder worked directly on the quantization indices t_k .

All decoders performed a maximum of $i_{\text{max}} = 40$ iterations. The information bottleneck decoder was constructed for a design- E_b/N_0 of 1.5 dB. The most important parameters of the applied decoders are summarized in Table II for a quick overview.

In the information bottleneck decoder, only integer-valued indices from the sets $\mathcal{T}_{\text{mult}}$ and \mathcal{T}_{var} are used as messages instead of probability vectors. In literature, the precision of the exchanged probability vectors is often provided in bits *per field element* [22]. Thus, for a fair comparison, the cardinalities summarized in Table III, correspond to a maximum of 3 bits per field element (cf. Table II column 4).

In Figure 5 the sum-product algorithm serves as a benchmark with the best bit error rate performance, but at the same time, it has the highest computational complexity (cf. Table II). Although all applied operations in the information bottleneck decoder are simple lookups, the decoder performs only 0.15 dB worse than the benchmark. Despite the fact that the log-max decoder uses conventional arithmetic and double-precision message representation, it is clearly outperformed by the proposed information bottleneck decoder. We emphasize that for the non-binary case the applied lookup tables completely replace all arithmetical operations such as

TABLE II: Simulation parameters

decoder	check node operation	variable node operation	bits/element exchanged messages	check node operation computational complexity
sum-product	FHT	multiplication	64 bit	$\mathcal{O}(d_c q (\log_2 q + d_c))$
log-max	$\max^*()$ [5]	addition	64 bit	$\mathcal{O}(d_c q^2)$
proposed	lookup table	lookup table	3 bit	$\mathcal{O}(d_c)$

TABLE III: Total memory amount of lookup tables in the information bottleneck decoder per iteration.

Lookup table	cardinality	table size
Check node ①, ③	$ T_{\text{mult}} = 256$	3.04 kB
Check node ②	$ T_{\text{conv}} = 512$	129.02 kB
Variable node	$ T_{\text{var}} = 512$	82.94 kB
Total		215.00 kB

convolution of probability vectors and multiplication. The processing of probability vectors simplifies to lookups of scalar integers in pre-generated tables. During our work, we noticed that the cardinalities in the information bottleneck algorithms required to obtain performance close to sum-product decoding grow with increasing Galois field order. For the considered GF(4) LDPC code, the amount of memory that is required to store the lookup tables is provided in Table III. It can be seen that for the considered decoder, 215.00 kilobytes (kB) are needed per iteration. This amount of memory required can be justified by the huge savings in computational complexity.

V. CONCLUSION

In this paper, we leveraged the information bottleneck's ability to preserve relevant information to overcome the main computational burdens of non-binary LDPC decoding. Motivated by the preliminary results for binary LDPC codes, we have presented a complete framework to design check node and variable node operations which replace all arithmetic operations using only lookups in non-binary LDPC decoders. We provided a step-by-step conversion of the conventional sum-product algorithm resulting in an information bottleneck decoder which performs only 0.15 dB worse than the sum-product algorithm and outperforms the log-max algorithm. In addition, a discrete density evolution scheme for the proposed decoding method was sketched. Future work should investigate possibilities of efficient lookup table implementation for the proposed decoding scheme. In our opinion, the combination of promising bit error rate curves and simple lookup operations already motivates further work on the information bottleneck principle in decoding of non-binary LDPC codes. Such a simple scheme for decoding could drastically increase applicability of non-binary LDPC codes in many practical scenarios.

REFERENCES

- [1] M. C. Davey and D. MacKay, "Low-density parity check codes over GF(q)," *IEEE Communication Letters*, vol. 2, no. 6, pp. 165–167, June 1998.
- [2] V. Savin, "Min-max decoding for non binary LDPC codes," in *Proc. IEEE International Symposium on Information Theory (ISIT)*, July 2008, pp. 960–964.
- [3] D. Declercq and M. Fossorier, "Decoding algorithms for nonbinary LDPC codes over GF(q)," *IEEE Transactions on Communications*, vol. 55, no. 4, pp. 633–643, 2007.
- [4] D. Declercq and M. Fossorier, "Extended minsum algorithm for decoding LDPC codes over GF(q)," in *Proc. IEEE International Symposium on Information Theory (ISIT)*. IEEE, 2005, pp. 464–468.
- [5] H. Wymeersch, H. Steendam, and M. Moeneclaey, "Log-domain decoding of LDPC codes over GF(q)," in *Proc. IEEE International Conference on Communications (ICC)*, vol. 2, June 2004, pp. 772–776 Vol.2.
- [6] S.-Y. Chung *et al.*, "On the design of low-density parity-check codes within 0.0045 db of the Shannon limit," *IEEE Communication Letters*, vol. 5, no. 2, pp. 58–60, 2001.
- [7] J. Lewandowsky and G. Bauch, "Trellis based node operations for LDPC decoders from the information bottleneck method," in *Proc. 9th International Conference on Signal Processing and Communication Systems (ICSPCS'15)*, Cairns, Australia, 2015, pp. 1–10.
- [8] F. J. C. Romero and B. M. Kurkoski, "LDPC decoding mappings that maximize mutual information," *IEEE Journal on Selected Areas in Communications*, vol. 34, no. 9, pp. 2391–2401, Sep. 2016.
- [9] M. Meidlinger *et al.*, "Quantized message passing for LDPC codes," in *Proc. 49th Asilomar Conference on Signals, Systems and Computers*, Pacific Grove, CA, USA, Nov. 2015, pp. 1606–1610.
- [10] J. Lewandowsky and G. Bauch, "Information-optimum LDPC decoders based on the information bottleneck method," *IEEE Access*, vol. 6, pp. 4054–4071, 2018.
- [11] M. Stark, J. Lewandowsky, and G. Bauch, "Information-Optimum LDPC decoders with message alignment for irregular codes," in *Proc. IEEE Global Communications Conference (GlobeCom2018)*, Abu Dhabi, United Arab Emirates, Dec. 2018.
- [12] M. Stark, J. Lewandowsky, and G. Bauch, "Information-bottleneck decoding of high-rate irregular LDPC codes for optical communication using message alignment," *Applied Sciences*, vol. 8, no. 10, 2018.
- [13] R. Ghanaatian *et al.*, "A 588-Gb/s LDPC decoder based on finite-alphabet message passing," *IEEE Transactions on Very Large Scale Integration (VLSI) Systems*, vol. 26, no. 2, pp. 329–340, Feb. 2018.
- [14] J. Lewandowsky *et al.*, "Design and evaluation of information bottleneck LDPC decoders for software defined radios," in *Proc. 12th International Conference on Signal Processing and Communication Systems (ICSPCS)*, Cairns, Australia, Dec 2018.
- [15] N. Tishby, F. C. Pereira, and W. Bialek, "The information bottleneck method," in *Proc. 37th Allerton Conference on Communication and Computation*, 1999.
- [16] R. A. Carrasco, *Non-binary error control coding for wireless communication and data storage*, M. Johnston, Ed. Chichester, U.K: Wiley, 2008.
- [17] N. Slonim, "The information bottleneck: Theory and applications," Ph.D. dissertation, Hebrew University of Jerusalem, 2002.
- [18] S. Hassanpour *et al.*, "On the relation between the asymptotic performance of different algorithms for information bottleneck framework," in *Proc. IEEE International Conference on Communications (ICC)*, Paris, France, Jul. 2017, pp. 1–6.
- [19] M. Stark and J. Lewandowsky, "Information bottleneck algorithms in python," Feb. 2019. [Online]. Available: <https://doi.org/10.5281/zenodo.2557508>
- [20] J. Lewandowsky, M. Stark, and G. Bauch, "Information bottleneck graphs for receiver design," in *Proc. IEEE International Symposium on Information Theory (ISIT)*, Barcelona, Spain, Jul. 2016, pp. 2888–2892.
- [21] D. J. C. MacKay, "Encyclopedia of sparse graph codes." [Online]. Available: <http://www.inference.phy.cam.ac.uk/mackay/codes/data.html>
- [22] H. Wymeersch, H. Steendam, and M. Moeneclaey, "Computational complexity and quantization effects of decoding algorithms for non-binary LDPC codes," in *Proc. IEEE International Conference on Acoustics, Speech, and Signal Processing (ICASSP)*, vol. 4, May 2004, pp. iv–iv.