

PLUMBING CONSTRUCTIONS AND THE DOMAIN OF OUTER COMMUNICATION FOR 5-DIMENSIONAL STATIONARY BLACK HOLES

MARCUS KHURI, YUKIO MATSUMOTO, GILBERT WEINSTEIN, AND SUMIO YAMADA

ABSTRACT. The topology of the domain of outer communication for 5-dimensional stationary bi-axisymmetric black holes is classified in terms of disc bundles over the 2-sphere and plumbing constructions. In particular we find an algorithmic bijective correspondence between the plumbing of disc bundles and the rod structure formalism for such spacetimes. Furthermore, we describe a canonical fill-in for the black hole region and cap for the asymptotic region. The resulting compactified domain of outer communication is then shown to be homeomorphic to S^4 , a connected sum of $S^2 \times S^2$'s, or a connected sum of complex projective planes $\mathbb{C}P^2$. Combined with recent existence results, it is shown that all such topological types are realized by vacuum solutions. In addition, our methods treat all possible types of asymptotic ends, including spacetimes which are asymptotically flat, asymptotically Kaluza-Klein, or asymptotically locally Euclidean.

1. INTRODUCTION

In the classical 4-dimensional setting, the topology of horizon cross sections as well as the domain of outer communication for stationary asymptotically flat black holes is unique up to the number of horizon components, assuming appropriate energy conditions. Namely, Hawking's theorem [14, 15] states that cross sections of the event horizon must be 2-spheres and topological censorship [9] combined with the positive resolution of Poincaré's conjecture imply that the domain of outer communication must be the complement of a number of 3-balls in Euclidean space $\mathbb{R} \times (\mathbb{R}^3 \setminus \cup_i B_i^3)$. In higher dimensions stationary black holes can have a variety of topologies for their horizon cross sections [6], although each component must be of positive Yamabe type [10] under proper energy assumptions. Moreover, relatively little is known about the domain of outer communication (DOC) [18]. In this paper we restrict attention to the case of spacetime dimension 5. According to the Rigidity Theorem [17, 19, 26], generically a stationary solution must have at least one additional Killing field corresponding to a rotation. In fact, all known solutions in this dimension have two rotational symmetries, and we will therefore assume throughout that the symmetry group for the spacetime is $\mathbb{R} \times U(1)^2$. For such spacetimes satisfying the null energy condition, the list of possible horizon cross-sectional topologies is restricted to S^3 , $S^1 \times S^2$, and the lens spaces $L(p, q)$. Existence results for harmonic maps with prescribed singularities [23, 24] have been applied to obtain vacuum solutions possessing each of these possible horizon topologies, in addition to various types of asymptotic structures, although the issue of (geometric) conical singularities is still open for the black lenses. The purpose of this current work is to classify the topologies of the DOC for these solutions, as well as those for other theories which respect the null energy condition.

Let \mathcal{M}^5 be the DOC of an orientable stationary bi-axisymmetric spacetime on which matter fields satisfy the null energy condition. It is also assumed that the stationary Killing field ∂_τ has complete orbits, and the DOC is globally hyperbolic having a Cauchy surface whose boundary is a compact cross-section of the event horizon. Then $\mathcal{M}^5 = \mathbb{R} \times M^4$ where the Cauchy surface M^4 is given by the $\tau = 0$ slice. Various types of asymptotic ends will be considered, and their topology will be denoted by M_{end}^4 . In particular the Cauchy surface may have an end which is asymptotically flat, asymptotically

M. Khuri acknowledges the support of NSF Grant DMS-1708798. S. Yamada acknowledges the support of JSPS Grants KAKENHI 24340009 and 17H01091.

Kaluza-Klein, or asymptotically locally Euclidean which is homeomorphic to $\mathbb{R}_+ \times S^3$, $\mathbb{R}_+ \times S^1 \times S^2$, or $\mathbb{R}_+ \times L(p, q)$ respectively. Geometrically asymptotically cylindrical ends may also be present, as is the case with degenerate horizons. In this situation, as above, cross-sections of the cylindrical ends may take anyone of the three types of horizon topologies.

The orbit space $\mathcal{M}^5/[\mathbb{R} \times U(1)^2]$ is homeomorphic to the right-half plane $\{(\rho, z) \mid \rho \geq 0\}$ [21] where the z -axis encodes nontrivial aspects of the topology. This result relies on the topological censorship theorem [2, 9, 11, 12], which in turn assumes the null energy condition; it is for this reason that the null energy condition is listed among the hypotheses in the current work. The functions ρ and z are part of the global system of Weyl-Papapetrou coordinates $(\tau, \phi^1, \phi^2, \rho, z)$ which parameterize the DOC, where ϕ^a are 2π -periodic and ∂_{ϕ^a} , $a = 1, 2$ generate the $U(1)^2$ symmetry. The z -axis is divided into a sequence of intervals referred to as *rods*

$$(1.1) \quad \Gamma_1 = [z_1, \infty), \Gamma_2 = [z_2, z_1], \dots, \Gamma_L = [z_L, z_{L-1}], \Gamma_{L+1} = (-\infty, z_L],$$

and for each rod there is an associated *rod structure* (m_l, n_l) consisting of two integers having the property that the Killing field

$$(1.2) \quad m_l \partial_{\phi^1} + n_l \partial_{\phi^2}$$

vanishes along Γ_l . If the rod structure $(m_l, n_l) = (0, 0)$ then Γ_l is called a *horizon rod*, otherwise it is called an *axis rod*. A point that separates two axis rods is a *corner* if both generators of the Killing symmetry vanish there, otherwise it is a *horizon puncture* and neither generator vanishes at that point. Horizon punctures may be taken to represent components of a degenerate horizon cross-section. In order to avoid orbifold singularities, the following condition is imposed on the determinant of neighboring rod structures surrounding a corner

$$(1.3) \quad \begin{vmatrix} m_l & m_{l+1} \\ n_l & n_{l+1} \end{vmatrix} = \pm 1.$$

This ensures that a neighborhood of the corner in M^4 is homeomorphic to the 4-ball B^4 [20, 23].

It will be shown that certain neighborhoods of individual axis rods are topologically twisted disc bundles over the 2-sphere. Such fiber bundles will be denoted by ξ , and are classified by an integer $-k$ which represents the self-intersection number of the zero-section. These 4-manifolds are simply connected and have lens space boundary $\partial\xi = L(k, 1)$ if $k \neq 0$. They will play the role of building blocks in the topological classification of the DOC. A consecutive sequence of axis rods gives rise to a neighborhood which may be identified with the 4-manifold obtained by plumbing together all of the associated disc bundles $\{\xi_i\}_{i=1}^I$. The plumbed manifold $\mathcal{P}(\xi_1, \dots, \xi_I)$ is again simply connected and has a lens space boundary $L(p, q)$, where p and q are computed in terms of the self-intersection numbers $\{-k_i\}_{i=1}^I$. Note that in terms of the plumbing notation $\mathcal{P}(\xi) = \xi$. The plumbing constructions will be described in detail in Section 2.

Our first main theorem provides a decomposition of the Cauchy surface into building blocks. These consist of plumbing constructions, the asymptotic end, 4-dimensional balls, and products of a disc with a cylinder.

Theorem 1. *The topology of the domain of outer communication of an orientable stationary bi-axisymmetric spacetime satisfying the null energy condition is $\mathcal{M}^5 = \mathbb{R} \times M^4$ with the Cauchy surface given by a union of the form*

$$(1.4) \quad M^4 = \cup_{j=1}^J \mathcal{P}(\xi_{1,j}, \dots, \xi_{I_j,j}) \cup_{n=1}^{N_1} C_n^4 \cup_{m=1}^{N_2} B_m^4 \cup M_{end}^4,$$

in which each constituent is a closed manifold with boundary and all are mutually disjoint except possibly at the boundaries. Each disc bundle $\xi_{i,j}$ is associated to an axis rod $\Gamma_{i,j}$ which is flanked on both sides by axis rods $\Gamma_{(i-1),j}$ and $\Gamma_{(i+1),j}$, B_m^4 is a 4-ball, C_n^4 is $D^2 \times S^1 \times [0, 1]$, and M_{end}^4 is either $\mathbb{R}_+ \times S^3$, $\mathbb{R}_+ \times S^1 \times S^2$, or $\mathbb{R}_+ \times L(p, q)$ depending on whether the spacetime is asymptotically flat, asymptotically

Kaluza-Klein, or asymptotically locally Euclidean. The value $J + N_2 - 1$ coincides with the number of connected components of the z -axis having at least one corner after horizon rods/punctures have been removed, N_1 is the number of single axis rods bounded by a horizon rod/puncture, and N_2 is the number of two consecutive axis rods which are bounded on either side by a horizon rod, horizon puncture, or the asymptotic end. Moreover, the self-intersection number of the zero-section for the disc bundle $\xi_{i,j}$ is computed by

$$(1.5) \quad -k_{i,j} = \begin{vmatrix} m_{(i-1),j} & m_{i,j} \\ n_{(i-1),j} & n_{i,j} \end{vmatrix} \begin{vmatrix} m_{i,j} & m_{(i+1),j} \\ n_{i,j} & n_{(i+1),j} \end{vmatrix} \begin{vmatrix} m_{(i+1),j} & m_{(i-1),j} \\ n_{(i+1),j} & n_{(i-1),j} \end{vmatrix},$$

where $(m_{i,j}, n_{i,j})$ denotes the rod structure for $\Gamma_{i,j}$.

While this result identifies the fundamental constituents of the DOC along with an algorithmic method for computing them, it does not express the topology in a concise way. A simplified expression may be obtained by filling in the horizons with canonically chosen simply connected compact 4-manifolds, and similarly capping off the asymptotic end to obtain a compactified manifold without boundary. Since this manifold is simply connected, the work of Freedman [8] and Donaldson [3] yields a classification of the ‘compactified DOC’. The procedure for filling in a horizon or capping off an asymptotic end is algorithmic as well, and consists of the plumbing of a finite number of disc bundles over S^2 . This plumbing construction is naturally associated with a set of subrod structures for rods which may be thought of as existing within the black hole region or at infinity. The disc bundles used to fill in a particular horizon or end are determined by a continued fraction expansion arising from the two rod structures bounding the horizon rod/puncture or end, in that elements of the continued fraction are precisely the self-intersection numbers for the disc bundles. Furthermore, from these self-intersection numbers the desired rod structures may be computed inductively.

Theorem 2. *Consider the domain of outer communication $\mathcal{M}^5 = \mathbb{R} \times M^4$ of an orientable stationary bi-axisymmetric spacetime satisfying the null energy condition, with H horizon cross-sectional components. There exists a choice of horizon fill-ins $\{\tilde{M}_h^4\}_{h=1}^H$ and a cap for the asymptotic end \tilde{M}_{end}^4 , each of which is either a 4-ball B^4 or a plumbed finite sequence of disc bundles over the 2-sphere $\mathcal{P}(\xi_{h_1}, \dots, \xi_{h_l})$, such that the compactified Cauchy surface*

$$(1.6) \quad \tilde{M}^4 = (M^4 \setminus M_{end}^4) \cup_{h=1}^H \tilde{M}_h^4 \cup \tilde{M}_{end}^4$$

is homeomorphic to the sphere S^4 , a connected sum of 2-sphere products $\#mS^2 \times S^2$, or a connected sum of complex projective planes $(\#n\mathbb{C}\mathbb{P}^2) \# (\#\ell\overline{\mathbb{C}\mathbb{P}^2})$. Moreover, the disc bundles for each fill-in and cap may be computed algorithmically from the neighboring rod structures of each horizon and the asymptotic end.

This may be considered a direct generalization of the corresponding statement in $D = 4$ given in the first paragraph, where the compactified space is S^3 . A similar result was established by Hollands et al. [16, 21] in the asymptotically flat and asymptotically Kaluza-Klein cases with nondegenerate horizons. Their version of the compactified manifold \tilde{M}^4 is classified topologically as either S^4 or $(\#mS^2 \times S^2) \# (\#n\mathbb{C}\mathbb{P}^2) \# (\#\ell\overline{\mathbb{C}\mathbb{P}^2})$. Here $\overline{\mathbb{C}\mathbb{P}^2}$ is the complex projective plane with opposite orientation to $\mathbb{C}\mathbb{P}^2$. Therefore Theorem 2 may be considered as a refinement of their result. In addition, it should be pointed out that our method for filling in horizons is different from that in [16, 21], since for instance we obtain different compactified DOCs for the single component black ring. Namely, the procedure of [16, 21] produces S^4 whereas our method yields $S^2 \times S^2$ for \tilde{M}^4 in the case of asymptotically flat black rings. This example and others will be described in detail in Section 4. Furthermore an important contribution of Theorem 2, which separates it from previous results, is the introduction of an algorithm for computing the topology of the DOC. Finally, we note that simple connectivity of the compactified DOC is consistent with topological censorship [2, 9, 11, 12].

It is a natural question to ask, which of the topologies for the compactified manifold \tilde{M}^4 described in Theorem 2 can be realized by stationary vacuum solutions. Previously, very few examples were known. In fact, in [18, pg. 18] it was commented that in all known solutions only S^4 arises. However, recently progress has been made with regards to the existence question for bi-axisymmetric solutions of the stationary vacuum equations having a variety of asymptotic ends. In [23, 24], existence results for harmonic maps with prescribed singularities have been utilized to construct bi-axisymmetric stationary vacuum spacetimes in 5-dimensions having arbitrary rod structures modulo mild compatibility conditions. In particular, combining these existence results with Theorem 2 answers the question posed above.

Theorem 3. *Each of the topologies listed in Theorem 2 for the compactified Cauchy surface \tilde{M}^4 is realized by a solution of the 5-dimensional bi-axisymmetric stationary vacuum Einstein equations.*

The solutions produced in [23, 24] are given in terms of abstract existence results, and it is not immediately clear which of these solutions are absent of conical singularities. It is known, however, that conical singularities are not present on the two semi-infinite rods. Although the issue of conical singularities is relevant for physics and geometry, it plays no role in the topological classification. In particular, we conjecture that any of the solutions produced in [23, 24] can be perturbed to give smooth initial data, devoid of any conical singularity, with the same outermost apparent horizon topology. It would be of interest to analyze the DOCs for the evolutions of such data.

A basic question posed in the literature [1] is the following. Does the topology of horizon cross-sections and the asymptotic end uniquely determine the topology of the domain of outer communication for stationary (vacuum) black holes in 5-dimensions? As a consequence of Theorem 3 we are able to answer this question. An example illustrating the answer is given in Section 4.

Corollary 4. *The topology of the domain of outer communication of a 5-dimensional stationary vacuum bi-axisymmetric black hole is not uniquely determined by the horizon cross-sectional topology and the topology of the asymptotic end. In particular, there exist two asymptotically flat black \mathbb{RP}^3 's having topologically different DOCs.*

2. PLUMBING CONSTRUCTIONS

Consider a disc bundle $\pi : \xi \rightarrow S^2$ over the 2-sphere whose zero-section has self-intersection number $-k \in \mathbb{Z}$. Such a bundle can be constructed by gluing two trivial disc bundles $\pi^\pm : \xi^\pm \rightarrow D^\pm$ along the solid tori $\partial D^\pm \times D^2$. Here $S^2 = D^+ \cup D^-$ is the union of the northern and southern hemisphere. The gluing map $f : \partial D^+ \times D^2 \rightarrow \partial D^- \times D^2$ is given by

$$(2.1) \quad (z, v) \xrightarrow{f} (\bar{z}, e^{ik\theta_0}v = |v|e^{i(\varphi_0+k\theta_0)}),$$

where $\arg(z) = \theta_0$ and $\arg(v) = \varphi_0$. Note that the orientations of ∂D^+ and ∂D^- induced by the natural orientation of $S^2 = D^+ \cup D^-$ are opposite of each other. The conjugation \bar{z} of the image of f is introduced to reflect this fact. We write the effect of f simply as

$$(2.2) \quad (\theta_0, \varphi_0) \xrightarrow{f} (-\theta_0, \varphi_0 + k\theta_0),$$

where $f(\theta_0, \varphi_0) =: (\theta_1, \varphi_1)$ with $e^{i\theta_1} \in \partial D^-$ and $v = |v|e^{i\varphi_1} \in \pi^{-1}(e^{i\theta_1})$. Observe that in the disc bundle ξ there is a natural 2-torus action which rotates the base and fiber. Moreover, the boundary of the total space $\partial\xi$ is homeomorphic to the lens space $L(k, 1)$ [28], and according to van Kampen's theorem ξ is simply connected. (Our presentation faithfully follows that of [28], with the sole difference being that our “ k ” is their “ $-m$ ” in p.25.)

Two disc bundles ξ_1 and ξ_2 can be combined via an operation known as *plumbing*. First take a closed disc U_1 centered at the origin of D_1^- and another disc U_2 centered at the origin of D_2^+ , where the bundle

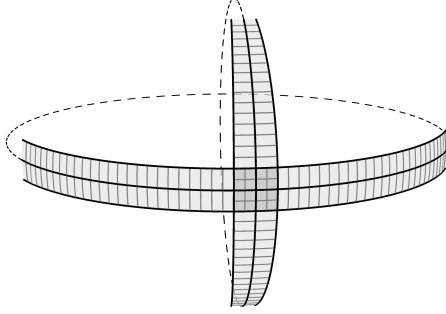


FIGURE 1. Plumbing of two disc bundles

over U_i is trivial. Next identify the pair of polydiscs $\pi^{-1}(U_1) \cong U_1 \times D^2$ and $\pi^{-1}(U_2) \cong U_2 \times D^2$ by interchanging fiber and base

$$(2.3) \quad (z, v) \sim (v, z)$$

where $(z, v) \in U_1 \times D^2$ and $(v, z) \in U_2 \times D^2$. An illustration is given in Figure 1. We denote the resulting 4-dimensional manifold with boundary by $\mathcal{P}(\xi_1, \xi_2)$, and note that it is simply connected by van Kampen's theorem. If the first disc bundle ξ_1 is obtained by a gluing map f_1 so that the self-intersection number of the zero section is $-k_1$, and ξ_2 's gluing map f_2 induces the self-intersection number $-k_2$, then the boundary of $\mathcal{P}(\xi_1, \xi_2)$ is homeomorphic to a lens space $L(k_1 k_2 - 1, k_2)$ [28]. When $k_1, k_2 > 1$, we note ([28]) that k_1 and k_2 determines a continued fraction

$$(2.4) \quad k_1 - \frac{1}{k_2} = \frac{k_1 k_2 - 1}{k_2}.$$

By induction, one can construct a 4-dimensional simply connected manifold $\mathcal{P}(\xi_1, \dots, \xi_\ell)$ with its boundary homeomorphic to a lens space $L(p, q)$, $p > q > 0$, by plumbing a sequence of disc bundles ξ_i with base S^2 having self-intersection numbers $-k_i$ satisfying

$$(2.5) \quad \frac{p}{q} = k_1 - \frac{1}{k_2 - \frac{1}{k_3 - \frac{1}{\dots - \frac{1}{k_\ell}}}}.$$

Recall that each such rational number has a unique expansion of this form with $k_\ell > 1$.

This construction has a canonical underlying $U(1)^2$ -action, which will now be made more explicit. Consider a sequence of plumbed disc bundles $\mathcal{P}(\xi_1, \dots, \xi_\ell)$. Let the $U(1)$ -action around the origin of D_1^+ be represented by $t \in [0, 2\pi)$ and the $U(1)$ -action on the fibers D^2 over D_1^+ by $s \in [0, 2\pi)$, that is in local coordinates over D_1^+ this action may be represented by

$$(2.6) \quad (\theta_0, \varphi_0) \xrightarrow{(t,s)} (\theta_0 + t, \varphi_0 + s).$$

Observe that the flow fields ∂_t and ∂_s agree with the coordinate fields ∂_{θ_0} and ∂_{φ_0} , respectively. By working downward through the plumbing construction the $U(1)^2$ -action may be described inductively at each stage in terms of these original flow fields.

Recall that the disc bundle ξ_1 over S^2 is a twisted union of two trivial bundles

$$(2.7) \quad [D_1^+ \times D^2] \cup_{f_1} [D_1^- \times D^2]$$

where $f_1 : \partial D_1^+ \times D^2 \rightarrow \partial D_1^- \times D^2$ is the gluing map. The $U(1)^2$ action on $D_1^- \times D^2$ is twisted by f_1 in the sense that

$$(2.8) \quad (-\theta_0, \varphi_0 + k_1\theta_0) \xrightarrow{(t,s)} (-\theta_0 - t, \varphi_0 + k_1(\theta_0 + t) + s),$$

which may be rewritten as

$$(2.9) \quad (\theta_1, \varphi_1) \xrightarrow{(t,s)} (\theta_1 - t, \varphi_1 + k_1t + s)$$

with the change of variables $(\theta_1, \varphi_1) := f_1(\theta_0, \varphi_0) = (-\theta_0, \varphi_0 + k_1\theta_0)$. The value $-k_1$ is as above the self-intersection number of the ‘core curve’ S^2 , namely the zero-section of the disc bundle ξ_1 . The relation between the flow and coordinate fields is then

$$(2.10) \quad (\partial_{\theta_1} \quad \partial_{\varphi_1}) = (\partial_t \quad \partial_s) \begin{pmatrix} -1 & 0 \\ k_1 & 1 \end{pmatrix}.$$

Here we note that the first column $(-1, k_1)^t$ induces $\frac{k_1}{-1}$, the so-called Dehn surgery coefficient, which in turn determines the lens space $L(k_1, 1)$ (see example 5.3.2 of [13]). The second column $(0, 1)^t$ consists of rod structure coefficients. In addition, for the sake of clarification we also mention that the preceding disc bundle ξ_0 above ξ_1 has the $U(1)^2$ -action

$$(2.11) \quad (\varphi_0, \theta_0) \xrightarrow{(t,s)} (\varphi_0 + s, \theta_0 + t),$$

which induces

$$(2.12) \quad (\partial_{\varphi_0} \quad \partial_{\theta_0}) = (\partial_t \quad \partial_s) \begin{pmatrix} 0 & 1 \\ 1 & 0 \end{pmatrix}.$$

In the next step of the induction process consider the plumbing of ξ_2 to ξ_1 . This involves an identification between $D_1^- \times D^2$ and $D_2^+ \times D^2$ in which the relevant local coordinates on ξ_2 are (φ_1, θ_1) . That is, φ_1 is the argument of the base space D_2^+ and θ_1 is the argument of the disc fiber. The $U(1)^2$ -action on $D_2^+ \times D^2$ is inherited from $D_1^- \times D^2$ as follows

$$(2.13) \quad (\varphi_1, \theta_1) \xrightarrow{(t,s)} (\varphi_1 + k_1t + s, \theta_1 - t).$$

The $U(1)^2$ -action on $D_2^- \times D^2$ is twisted by f_2 and is given by

$$(2.14) \quad (-\varphi_1, \theta_1 + k_2\varphi_1) \xrightarrow{(t,s)} (-\varphi_1 - k_1t - s, \theta_1 + k_2(\varphi_1 + k_1t + s) - t),$$

which may be rewritten as

$$(2.15) \quad (\varphi_2, \theta_2) \xrightarrow{(t,s)} (\varphi_2 - k_1t - s, \theta_2 + k_1k_2t - t + k_2s)$$

with the change of variables $(\varphi_2, \theta_2) := f_2(\varphi_1, \theta_1) = (-\varphi_1, \theta_1 + k_2\varphi_1)$. The following relation then holds between the flow and coordinate vector fields

$$(2.16) \quad (\partial_{\varphi_2} \quad \partial_{\theta_2}) = (\partial_t \quad \partial_s) \begin{pmatrix} -k_2 & -1 \\ k_1k_2 - 1 & k_1 \end{pmatrix}.$$

The first column $(-k_2, k_1k_2 - 1)^t$ induces the Dehn surgery coefficient $\frac{k_1k_2 - 1}{-k_2}$, which in turn determines the lens space $L(k_1k_2 - 1, k_2)$, and the second column $(-1, k_1)^t$ is the rod structure that is inherited from the Dehn surgery coefficient of the previous bundle ξ_1 . Observe that this gives rise to the continued fraction

$$(2.17) \quad \frac{k_1k_2 - 1}{k_2} = k_1 - \frac{1}{k_2},$$

and the boundary $\partial\mathcal{P}(\xi_1, \xi_2)$ is the lens space $L(k_1k_2 - 1, k_2)$.

Let us now plumb the third disc bundle ξ_3 , with self-intersection number k_3 , to the bottom of $\mathcal{P}(\xi_1, \xi_2)$ to obtain $\mathcal{P}(\xi_1, \xi_2, \xi_3)$. Recall that the core curve S^2 of ξ_3 is the union of the northern and southern hemispheres $D_3^+ \cup D_3^-$. The $U(1)^2$ -action on $D_3^+ \times D^2$ is inherited from the action on $D_2^- \times D^2$ by

$$(2.18) \quad (\theta_2, \varphi_2) \xrightarrow{(t,s)} (\theta_2 + k_1 k_2 t - t + k_2 s, \varphi_2 - k_1 t - s).$$

The $U(1)^2$ -action on $D_3^- \times D^2$ is then twisted by f_3 so that

$$(2.19) \quad (-\theta_2, \varphi_2 + k_3 \theta_2) \xrightarrow{(t,s)} (-\theta_2 + (1 - k_1 k_2)t - k_2 s, \varphi_2 + k_3 \{\theta_2 + (k_1 k_2 t - 1)t + k_2 s\} - k_1 t - s),$$

which is written as

$$(2.20) \quad (\theta_3, \varphi_3) \xrightarrow{(t,s)} (\theta_3 + (1 - k_1 k_2)t - k_2 s, \varphi_3 + (k_1 k_2 k_3 - k_1 - k_3)t + (k_2 k_3 - 1)s)$$

with the change of variables $(\theta_3, \varphi_3) := f_3(\theta_2, \varphi_2) = (-\theta_2, \varphi_2 + k_3 \theta_2)$. The relation between the flow and coordinate vector fields is then

$$(2.21) \quad (\partial_{\theta_3} \quad \partial_{\varphi_3}) = (\partial_t \quad \partial_s) \begin{pmatrix} 1 - k_2 k_3 & -k_2 \\ k_1 k_2 k_3 - k_1 - k_3 & k_1 k_2 - 1 \end{pmatrix}.$$

This gives rise to the continued fraction for $k_i > 0$

$$(2.22) \quad \frac{k_1 k_2 k_3 - k_1 - k_3}{k_2 k_3 - 1} = k_1 - \frac{1}{k_2 - \frac{1}{k_3}}$$

and the boundary of $\mathcal{P}(\xi_1, \xi_2, \xi_3)$ is the lens space $L(k_1 k_2 k_3 - k_1 - k_3, k_2 k_3 - 1)$.

This process may be continued inductively. The resulting 2×2 matrix representing the $U(1)^2$ -symmetry of $\mathcal{P}(\xi_1, \xi_2, \dots, \xi_\ell)$ in terms of ∂_t and ∂_s encodes topological information about $\partial\mathcal{P}(\xi_1, \xi_2, \dots, \xi_\ell)$ in its first column via the Dehn coefficient, and in the second column it encodes the $U(1)$ -symmetry of disc fibers for the ℓ -th disc bundle ξ_ℓ . We will see later that the second column of this 2×2 matrix is of particular importance for the relation with rod structures of stationary bi-axisymmetric black holes. When $k_i > 0$, the inductive construction is associated to the following arithmetic algorithm.

Proposition 5. *Let $\{\xi_i\}_{i=1}^{\ell+1}$ be a sequence of disc bundles over S^2 with zero-section self-intersection numbers $-k_i$. Let ∂_t and ∂_s denote generators of the $U(1)^2$ -action on the plumbing construction $\mathcal{P}(\xi_1, \dots, \xi_{\ell+1})$ which coincide with the canonical rotation of base and fiber on the trivialization $D_1^+ \times D^2$. If each $k_i > 0$ and $k_\ell > 1$, then the $U(1)$ -action on the disc fiber over $D_{\ell+1}^-$ is given by $-n_\ell \partial_t + m_\ell \partial_s$ for some $m_\ell, n_\ell \in \mathbb{Z}$ satisfying*

$$(2.23) \quad \frac{m_\ell}{n_\ell} = k_1 - \frac{1}{k_2 - \frac{1}{k_3 - \frac{1}{\dots - \frac{1}{k_\ell}}}}.$$

Furthermore, the boundary of the plumbed disc bundles $\partial\mathcal{P}(\xi_1, \dots, \xi_{\ell+1})$ is diffeomorphic to the lens space $L(m_\ell, n_\ell)$.

The discussion above may be given a localized description which elucidates the connection between self-intersection numbers of zero-sections and the $U(1)$ -action on disc fibers. The general form of the $U(1)^2$ -action parameterized by (t, s) on the trivialization $D_{i-1}^- \subset D^2$ within the bundle ξ_{i-1} takes the form

$$(2.24) \quad (\varphi_{i-1}, \theta_{i-1}) \xrightarrow{(t,s)} (\varphi_{i-1} + n_i t + m_i s, \theta_{i-1} + q_i t + p_i s),$$

where the integer coefficients satisfy the normalization condition $m_i q_i - n_i p_i = 1$ so that the flows are diffeomorphisms. It follows that the relation between coordinate fields and generators of the action is

$$(2.25) \quad (\partial_{\varphi_{i-1}} \quad \partial_{\theta_{i-1}}) = (\partial_t \quad \partial_s) \begin{pmatrix} -p_i & m_i \\ q_i & -n_i \end{pmatrix}.$$

This action is transmitted to the trivialization $D_i^+ \subset D^2$ within ξ_i as

$$(2.26) \quad (\theta_{i-1}, \varphi_{i-1}) \xrightarrow{(t,s)} (\theta_{i-1} + q_i t + p_i s, \varphi_{i-1} + n_i t + m_i s).$$

Recall that the disc bundle ξ_i is a union of two trivial bundles

$$(2.27) \quad [D_i^+ \times D^2] \cup_{f_i} [D_i^- \times D^2].$$

The twisting imposed by the gluing map f_i yields the following expression for the action over D_i^-

$$(2.28) \quad (\theta_i, \varphi_i) \xrightarrow{(t,s)} (\theta_i - q_i t - p_i s, \varphi_i + (n_i + k_i q_i)t + (m_i + k_i p_i)s),$$

where the change of variables is given by $(\theta_i, \varphi_i) := f_i(\theta_{i-1}, \varphi_{i-1}) = (-\theta_{i-1}, \varphi_{i-1} + k_i \theta_{i-1})$. We then have

$$(2.29) \quad (\partial_{\theta_i} \quad \partial_{\varphi_i}) = (\partial_t \quad \partial_s) \begin{pmatrix} -m_i - k_i p_i & -p_i \\ k_i q_i + n_i & q_i \end{pmatrix}.$$

By continuing this algorithm, the desired formula for coordinate fields on the trivialization $D_{i+1}^- \times D^2$ is found to be

$$(2.30) \quad (\partial_{\varphi_{i+1}} \quad \partial_{\theta_{i+1}}) = (\partial_t \quad \partial_s) \begin{pmatrix} k_{i+1}(-k_i p_i - m_i) + p_i & -m_i - k_i p_i \\ k_{i+1}(n_i + k_i q_i) - q_i & k_i q_i + n_i \end{pmatrix},$$

where

$$(2.31) \quad (\varphi_{i+1}, \theta_{i+1}) := f_{i+1}(\varphi_i, \theta_i) = (\varphi_i, \theta_i - k_{i+1} \varphi_i).$$

This generalizes the $U(2)^2$ -action demonstrated in Equation (2.16), where $i = 1$ and $m_1 = q_1 = 1, n_1 = p_1 = 0$.

The $U(1)$ -action on disc fibers within the bundles ξ_{i-1} , ξ_i , and ξ_{i+1} may now be read off from (2.25), (2.29), and (2.30), and expressed in terms of the action generators as

$$(2.32) \quad m_i \partial_t - n_i \partial_s, \quad -p_i \partial_t + q_i \partial_s, \quad -(m_i + k_i p_i) \partial_t + (k_i q_i + n_i) \partial_s.$$

The self-intersection number of the zero-section within ξ_i may now be computed as a product of determinants involving these vectors

$$(2.33) \quad -k_i = \begin{vmatrix} m_i & -p_i \\ -n_i & q_i \end{vmatrix} \begin{vmatrix} -p_i & -(m_i + k_i p_i) \\ q_i & k_i q_i + n_i \end{vmatrix} \begin{vmatrix} -(m_i + k_i p_i) & m_i \\ k_i q_i + n_i & -n_i \end{vmatrix}.$$

This fact is relevant to the setting of stationary bi-axisymmetric spacetimes since in various applications knowledge of the action on disc fibers (2.32) will be given, and formula (2.33) allows one to then compute the self-intersection numbers from this data.

Proposition 6. *Consider a consecutive sequence of three disc bundles ξ_{i-1} , ξ_i , and ξ_{i+1} within the plumbing construction $\mathcal{P}(\xi_1, \dots, \xi_{\ell+1})$, such that the respective $U(1)$ -actions on their fibers are given by*

$$(2.34) \quad m_{i-1} \partial_t + n_{i-1} \partial_s, \quad m_i \partial_t + n_i \partial_s, \quad m_{i+1} \partial_t + n_{i+1} \partial_s.$$

Then the self-intersection number of the zero-section of ξ_i is given by

$$(2.35) \quad \begin{vmatrix} m_{i-1} & m_i \\ n_{i-1} & n_i \end{vmatrix} \begin{vmatrix} m_i & m_{i+1} \\ n_i & n_{i+1} \end{vmatrix} \begin{vmatrix} m_{i+1} & m_{i-1} \\ n_{i+1} & n_{i-1} \end{vmatrix}.$$

We note that a similar formula appears in p.544 of [29] with a sign difference, due to the difference in coordinates. Recall that our coordinate system is in accordance with [28].

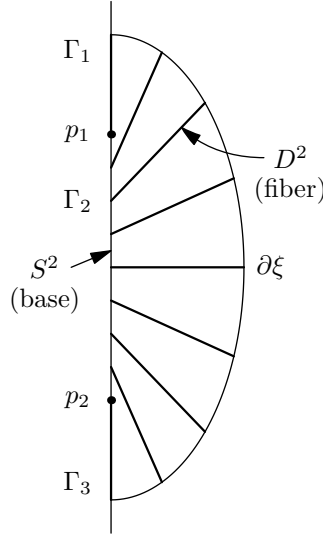


FIGURE 2. Twisted disc bundle

3. PROOF OF THE MAIN THEOREMS

Consider a spacetime \mathcal{M}^5 as given in Theorem 1, with Cauchy surface M^4 . The orbit space $M^4/U(1)^2$ is expressed as the ρz -half plane, in which the boundary is divided into a sequence of rods on which various linear combinations of the Killing fields ∂_{ϕ^a} , $a = 1, 2$ vanish. Consider a consecutive sequence of three axis rods Γ_1 , Γ_2 , and Γ_3 separated by two corner points p_1 and p_2 , as illustrated in Figure 2. We claim that the region $\Omega \subset M^4/U(1)^2$ bounded between the axes and a semi-circle connecting rod Γ_1 to Γ_3 , represents a disc bundle over S^2 . To see this observe that the middle rod Γ_2 is a 2-sphere in M^4 . This is due to the fact that one $U(1)$ generator, say ∂_{ϕ^2} , vanishes on Γ_2 while the other ∂_{ϕ^1} generates a circle at each point, except at the bounding corner points p_1, p_2 where both generators degenerate. This base S^2 is parameterized by the coordinate z of the plane and the coordinate ϕ^1 of the $U(1)$ generator which does not vanish on the open middle axis. The D^2 disc fibers may be described in the orbit space as segments emanating from Γ_2 and foliating the region Ω as shown in Figure 2. These segments represent discs over points of S^2 . Indeed, starting from a point on Γ_2 and fixing the coordinate ϕ^1 on S^2 , each point of the segments represents a circle associated to ∂_{ϕ^2} and this circle shrinks to a point at the starting point of the segment on Γ_2 . As the foliating segments move from Γ_1 to Γ_3 the disc fibers are twisted according to rod structures. We can now transcribe Proposition 6 to the language of rod structure.

Lemma 7. *Consider three consecutive axis rods Γ_1, Γ_2 , and Γ_3 having rod structures (m_1, n_1) , (m_2, n_2) , and (m_3, n_3) . The orbit space neighborhood of these rods enclosed by a semi-circle connecting Γ_1 to Γ_3 represents a disc bundle over S^2 in M^4 . The zero-section self-intersection number of this disc bundle is given by*

$$(3.1) \quad \left| \begin{array}{cc} m_1 & m_2 \\ n_1 & n_2 \end{array} \right| \left| \begin{array}{cc} m_2 & m_3 \\ n_2 & n_3 \end{array} \right| \left| \begin{array}{cc} m_3 & m_1 \\ n_3 & n_1 \end{array} \right|.$$

This lemma shows that each axis rod may be interpreted as giving rise to a twisted disc bundle on S^2 , if it is bordered on both sides by axis rods. We note that the most elementary sequence of rod structures is given by

$$(3.2) \quad \Gamma_1 : (1, 0), \quad \Gamma_2 : (0, 1), \quad \Gamma_3 : (-1, k),$$

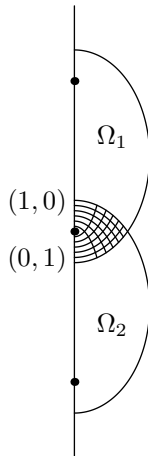


FIGURE 3. Plumbing in the orbit space

with

$$(3.3) \quad -k = \begin{vmatrix} 1 & 0 & 0 & -1 \\ 0 & 1 & 1 & k \end{vmatrix} \begin{vmatrix} -1 & 1 \\ k & 0 \end{vmatrix}.$$

The rod structures $(1, 0)$, $(0, 1)$, $(-1, k)$ arise as the second columns of the 2×2 matrices appearing in equations (2.12, 2.10, 2.16) respectively. Furthermore, the first column of the 2×2 matrix in (2.10) gives the Dehn coefficient $-k$, so that the total space of the disc bundle over Γ_2 has boundary $L(k, 1)$.

Consider now a consecutive sequence of four axis rods Γ_i , $i = 1, 2, 3, 4$. The first three rods give rise to a disc bundle ξ_1 on S^2 corresponding to a region $\Omega_1 \subset M^4/U(1)^2$ between a semi-circle and the axes, and similarly the last three rods yield a disc bundle ξ_2 and corresponding projection Ω_2 within the orbit space, see Figure 3. The region of the bundle associated with the intersection $\Omega_1 \cap \Omega_2$ is homeomorphic to B^4 in light of (1.3), and represents a trivialization $D_1^- \times D^2$ over the southern hemisphere of ξ_1 and a trivialization $D_2^+ \times D^2$ over the northern hemisphere of ξ_2 . By changing coordinates in $U(1)^2$ if necessary, we may assume without loss of generality that the rod structures for Γ_2, Γ_3 are $(1, 0), (0, 1)$. Then as described above, the segments emanating from Γ_3 in Figure 3 represent disc fibers in ξ_2 which may be given coordinates (r_2, ϕ^2) . Furthermore, coordinates (r_1, ϕ^1) may be used to parameterize the base D_2^+ , where r_1 and r_2 are radii for the circles foliating the two discs. It follows that with respect to ξ_2 the region $\Omega_1 \cap \Omega_2$ is parameterized by coordinates $(r_1, \phi^1, r_2, \phi^2) \in D_2^+ \times D^2$. On the other hand, from the perspective of ξ_1 the segments emanating from Γ_3 represent sections, and are thus parameterized by the same coordinates as used for the base $(r_2, \phi^2) \in D_1^-$. Moreover the segments emanating from Γ_2 represent fibers of ξ_1 and are parameterized by (r_1, ϕ^1) . This interchanging of fiber and base when passing from ξ_1 to ξ_2 is precisely the plumbing construction described in the previous section.

Lemma 8. *Consider four consecutive axis rods $\{\Gamma_i\}_{i=1}^4$ having rod structures $\{(m_i, n_i)\}_{i=1}^4$. The orbit space neighborhood of these rods enclosed by a semi-circle connecting Γ_1 to Γ_4 represents in M^4 the plumbing $\mathcal{P}(\xi_1, \xi_2)$ of the two disc bundles on S^2 associated with the sequences of three consecutive rods $(\Gamma_1, \Gamma_2, \Gamma_3)$ and $(\Gamma_2, \Gamma_3, \Gamma_4)$, where Γ_2 and Γ_3 represent the base S^2 of ξ_1, ξ_2 . The zero-section self-intersection numbers $-k_1$ and $-k_2$ of ξ_1 and ξ_2 determine the boundary topology of the plumbing construction through the formula $\partial\mathcal{P}(\xi_1, \xi_2) = L(k_1 k_2 - 1, k_2)$.*

We are now in a position to establish the decomposition of the domain of outer communication as stated in the Introduction.

Proof of Theorem 1. Within the rod structure of the orbit space $M^4/U(1)^2$, let J denote the number of consecutive sequences of axis rods consisting of more than two rods. Any two of the consecutive sequences are separated by either a horizon rod or a horizon puncture. Label these by $\{\Gamma_{i,j}\}_{i=0}^{I_j+1}$, $j = 1, \dots, J$ where $I_j + 2$ is the length of each sequence. According to Lemma 7 each of the rods $\Gamma_{i,j}$, $i = 1, \dots, I_j$ gives rise to a twisted disc bundle $\xi_{i,j}$ over S^2 . Then by repeatedly applying Lemma 8, we find that each consecutive sequence of axis rods gives rise to a plumbing $\mathcal{P}(\xi_{1,j}, \dots, \xi_{I_j,j})$ of disc bundles on S^2 within the Cauchy surface M^4 . Each of these plumbing constructions may be represented in the orbit space as the region bounded between a semi-circle enclosing the axis rods of the sequence, see Figure 4. This gives the first piece of the decomposition in (1.4).

If a single axis rod is bounded on both sides by a horizon rod/puncture, then the two bounding horizon regions (indicated by shaded rectangles the figure) will be separated by a white rectangular region in the orbit space with boundary consisting of a semi-circle beginning and ending on the same axis rod. Such a domain in the orbit space corresponds in the 4-manifold to the topology $D^2 \times S^1 \times [0, 1]$ labeled by C^4 . These give rise to the second portion of the desired decomposition.

Consider now the N_2 sequences of two consecutive axis rods which are bounded on either side by a horizon rod, horizon puncture, or the asymptotic end. For each of these two rod sequences, a semi-circle in the orbit space connecting the two encloses a region which is homeomorphic to B^4 in M^4 . These 4-balls make up the third piece of the decomposition (1.4).

Next, portions of the orbit space semi-circles associated with the first three pieces of the decomposition (1.4), together with portions of horizon semi-circles, may be connected to form a single large semi-circle \mathcal{C} connecting the two semi-infinite rods and enclosing all finite rods, as shown in Figure 4. Within the region Ω enclosed by \mathcal{C} and the z -axis, there are regions enclosed by semi-circles and containing the axis rods and axis punctures. These regions, which are shaded in Figure 4, are topologically not part of the domain of outer communication. In the 4-manifold they represent the product of an interval with a horizon cross-sectional component, and therefore removing them does not change the topology of the DOC. The complement of Ω in the orbit space may be foliated by curves homologous to \mathcal{C} . Since \mathcal{C} represents either S^3 , $S^1 \times S^2$, or $L(p, q)$ inside M^4 , this foliated region coincides with M_{end}^4 as described in Theorem 1. This gives the last piece of the decomposition (1.4). Lastly, formula (1.5) follows immediately from Lemma 7. \square

We now seek to find a canonical way to fill in the horizons and cap off the infinity by appropriate compact simply connected 4-manifolds with a single component boundary. There are three possible boundary types that are needed for this procedure, namely the sphere S^3 , the ring $S^1 \times S^2$, and a lens $L(p, q)$. Since all three arise via plumbing of disc bundles on S^2 , and the plumbing construction has a naturally associated rod structure, we are motivated to take this approach. Consider a horizon rod or puncture which is bounded between two axis rods having rod structures (m, n) and (u, v) . By applying a $SL(2, \mathbb{Z})$ transformation, that is a change of coordinates in $U(1)^2$, we may assume that $(m, n) = (1, 0)$ and $(u, v) = (-q, p)$. The horizon then has the topology of $L(p, q)$. If $q = 0$ then this is a ring $S^1 \times S^2$ and the fill-in is simply $S^2 \times D^2$, which is the trivial disc bundle over S^2 . So assume that $p > q \neq 0$ and compute the continued fraction

$$(3.4) \quad \frac{p}{q} = k_1 - \frac{1}{k_2 - \frac{1}{k_3 - \frac{1}{\dots - \frac{1}{k_\ell}}}}.$$

with $k_i > 0$. Each integer $-k_i$ represents the zero-section self-intersection number of a disc bundle ξ_i on S^2 , and according to Proposition 6 these may be plumbed together to form a compact simply connected 4-manifold $\mathcal{P}(\xi_1, \dots, \xi_\ell)$ having a single component boundary of topology $L(p, q)$. In the notation of

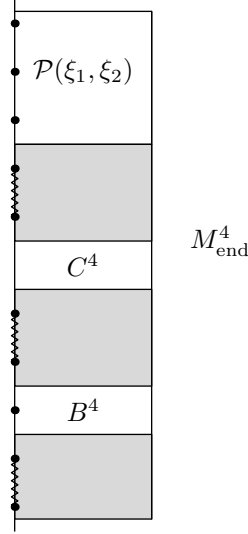


FIGURE 4. Decomposition of orbit space

Section 2, setting $\partial_t = \partial_{\phi^1}$ and $\partial_s = \partial_{\phi^2}$ shows that each disc bundle ξ_i is associated to rod Γ_i in the orbit space $\mathcal{P}(\xi_1, \dots, \xi_\ell)/U(1)^2$ having a rod structure determined by the self-intersection numbers. In particular, we obtain a sequence of rod structures

$$(3.5) \quad (1, 0), (0, 1), (-1, k_1), (-k_2, k_1 k_2 - 1), \dots, (q, p),$$

where ξ_1 is paired with rod structure $(0, 1)$, ξ_2 is paired with $(-1, k_1)$ and so on. Since the first and last rod structure agree with those bounding the original horizon rod/puncture, this sequence of rod structures may be inserted in place of the horizon rod/puncture to create an expanded version of the rod structures for the domain of outer communication. This means that the $U(1)^2$ -action associated with the plumbing construction coincides with the symmetry action on the horizon cross-section. This process is equivalent to gluing the plumbing construction in to fill the horizon, or alternatively filling in the shaded regions in Figure 4.

The same process of filling in a horizon may also be applied to capping off the asymptotic end. The two semi-infinite rods within the rod structure of the DOC play the role of axis rods which bound a horizon rod/puncture. In particular, for an asymptotically flat end represented by $(1, 0)$ and $(0, 1)$ semi-infinite rods, the act of capping is described in Section 4.1.

Lemma 9. *For each horizon rod, horizon puncture, or asymptotic end, there exists a natural choice of a compact simply connected 4-manifold with single component boundary which fills in the horizon or caps off the infinity.*

We are now in a position to establish the classification of the compactified Cauchy surface.

Proof of Theorem 2. Consider the Cauchy surface M^4 for the domain of outer communication \mathcal{M}^5 . By Lemma 9 there exist simply connected fill-ins \tilde{M}_h^4 for the horizons, and a simply connected cap \tilde{M}_{end}^4 . van Kampen's theorem shows that after inserting the fill-ins and cap, the resulting compactified manifold \tilde{M}^4 is simply connected. Moreover according to the construction of the fill-ins and caps, \tilde{M}^4 comes equipped with an effective $U(1)^2$ -action. According to [29] the orbit space $\tilde{M}^4/U(1)^2$ is a 2-dimensional disc, such that the boundary circle is divided into a sequence of rods with rod structures detailing how the action degenerates. This sequence of rod structures corresponds to that of $M^4/U(1)^2$, with additional

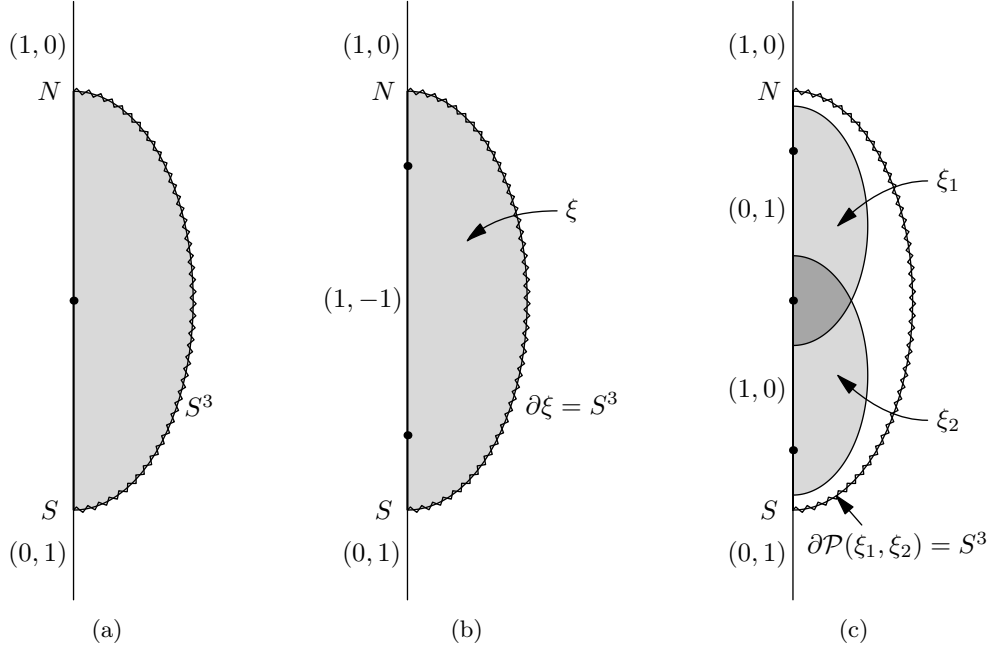


FIGURE 5. Three fill-ins

rods added in place of horizon rods/punctures and the asymptotic end which may be computed from the proof of Lemma 9. Furthermore the results (pages 553 and 554) of [29] show that M^4 must then be either S^4 , or a finite connected sum of $S^2 \times S^2$, \mathbb{CP}^2 , and $\overline{\mathbb{CP}}^2$. Since $\mathbb{CP}^2 \# S^2 \times S^2 \cong \mathbb{CP}^2 \# \overline{\mathbb{CP}}^2 \# \mathbb{CP}^2$, the connected sum decomposition of \tilde{M}^4 may be expressed solely in terms of $S^2 \times S^2$ or in terms of \mathbb{CP}^2 and $\overline{\mathbb{CP}}^2$.

An alternative approach to obtaining this connected sum decomposition of \tilde{M}^4 is to apply the classification theorem of Freedman [8] and work of Donaldson [3]. The desired result follows immediately, except for the possibility of having the E_8 -manifold present as a component in the connected sum. However, such components can be ruled out as in [16, 21]. \square

4. EXAMPLES

In this section we consider basic examples of domains of outer communication having horizons of three different topological types. The methods of Theorems 1 and 2 are applied to classify the DOCs when an asymptotically flat end is present. In addition, we show that other methods for filling in the horizon produce different topologies for the compactified Cauchy slice. The choices of fill-in made in this paper may be described as canonical in the sense that they are systematized, and offer the most elementary option which is simply connected.

4.1. Spherical Horizon. Consider an asymptotically flat DOC with S^3 horizon and having the typical rod structure $\{(1, 0), (0, 0), (0, 1)\}$. An example of such a vacuum black hole is given by the Myers-Perry solution [27]. The horizon fill-in is given by $\tilde{M}_h^4 = B^4$. In terms of the rod structure this fill-in entails removing the horizon rod $(0, 0)$ to obtain $\{(1, 0), (0, 1)\}$. The cap at infinity is the same, namely $\tilde{M}_{\text{end}}^4 = B^4$. This yields the compactified manifold $\tilde{M}^4 = S^4$. The Cauchy surface of the DOC is then $M^4 = (S^4 \setminus \cup_{i=1}^2 B_i^4) \cup M_{\text{end}}^4 = (S^4 \setminus B^4) \# \mathbb{R}^4$. See Figure 5 (a). Here as in all figures to follow, squiggly curves represent the horizon.

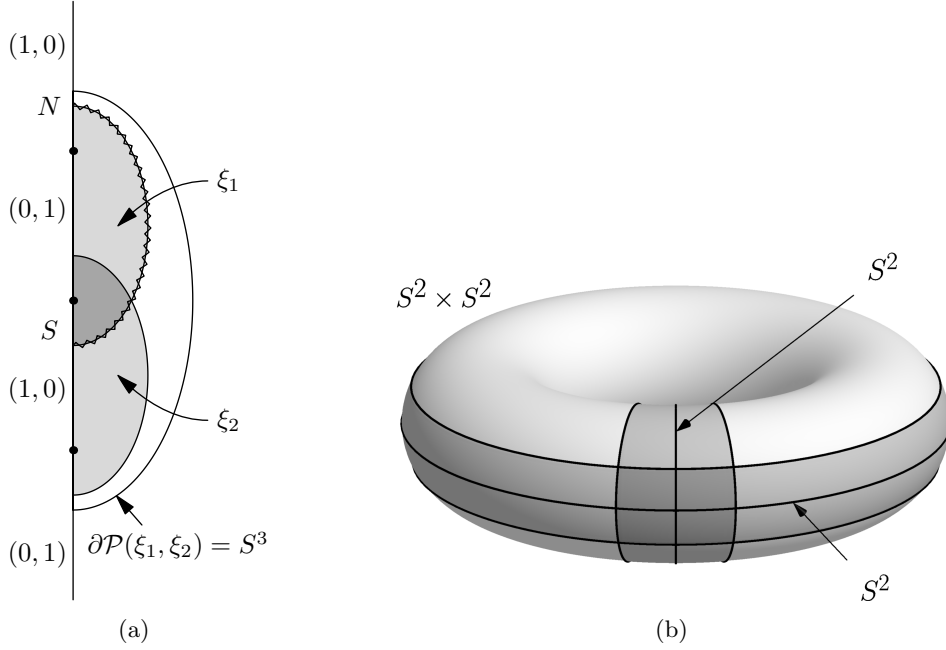


FIGURE 6. Standard fill-in for black ring

A noncanonical fill-in for the S^3 horizon is to use the twisted disc bundle ξ with self-intersection number -1 , as shown in Figure 5 (b).

In Figure 5 (c) another noncanonical possibility is displayed in which the horizon is filled in with $\tilde{M}_h^4 = \mathcal{P}(\xi_1, \xi_2)$, the plumbing of two trivial disc bundles over S^2 . Recall that according to the discussion in Section 2 the boundary $\partial\mathcal{P}(\xi_1, \xi_2) = S^3$. This entails replacing the horizon rod with the sequence of rod structures $(0, 1), (1, 0)$, to obtain the expanded or enhanced rod structure $\{(1, 0), (0, 1), (1, 0), (0, 1)\}$. The compactified Cauchy surface of the DOC is then $\tilde{M}^4 = S^2 \times S^2$, which may be computed from the chart in [29, pg. 552]. In this case the Cauchy slice of the DOC has topology $M^4 = (S^2 \times S^2 \setminus \mathcal{P}(\xi_1, \xi_2)) \# \mathbb{R}^4$.

4.2. Ring Horizon. Consider an asymptotically flat black ring having the set of rod structures

$$(4.1) \quad \{(1, 0), (0, 0), (1, 0), (0, 1)\}.$$

Explicit solutions to the vacuum equations having this rod structure are given by the black rings of Emparan-Reall and Pomeransky-Senkov [6, 30]. Following the prescription of Theorem 2, the horizon fill-in is $\tilde{M}_h^4 = S^2 \times D^2$. With regards to the rod structure, this fill-in requires replacing the horizon rod structure with a rod of structure $(0, 1)$ to obtain the expanded rod structure

$$(4.2) \quad \{(1, 0), (0, 1), (1, 0), (0, 1)\}.$$

At infinity the cap is again $\tilde{M}_{\text{end}}^4 = B^4$. The compactified manifold \tilde{M}^4 then has a disc orbit space with rod structure given by the expanded sequence, and this corresponds to $\tilde{M}^4 = S^2 \times S^2$. Therefore the Cauchy slice of the DOC is $M^4 = (S^2 \times S^2 \setminus S^2 \times D^2) \# \mathbb{R}^4$. See Figure 6.

There is an alternative noncanonical way to fill in the ring horizon. Namely, choose the fill-in to be $\tilde{M}_1^4 = S^1 \times D^3$, which is not simply connected. This fill-in has previously been examined in [21, pg. 652], and the compactified Cauchy slice is then $\tilde{M}^4 = S^4$. From this we find that the Cauchy slice of the DOC has the topology $M^4 = (S^4 \setminus S^1 \times D^3) \# \mathbb{R}^4 = S^2 \times D^2 \# \mathbb{R}^4$. See Figure 7. Note that

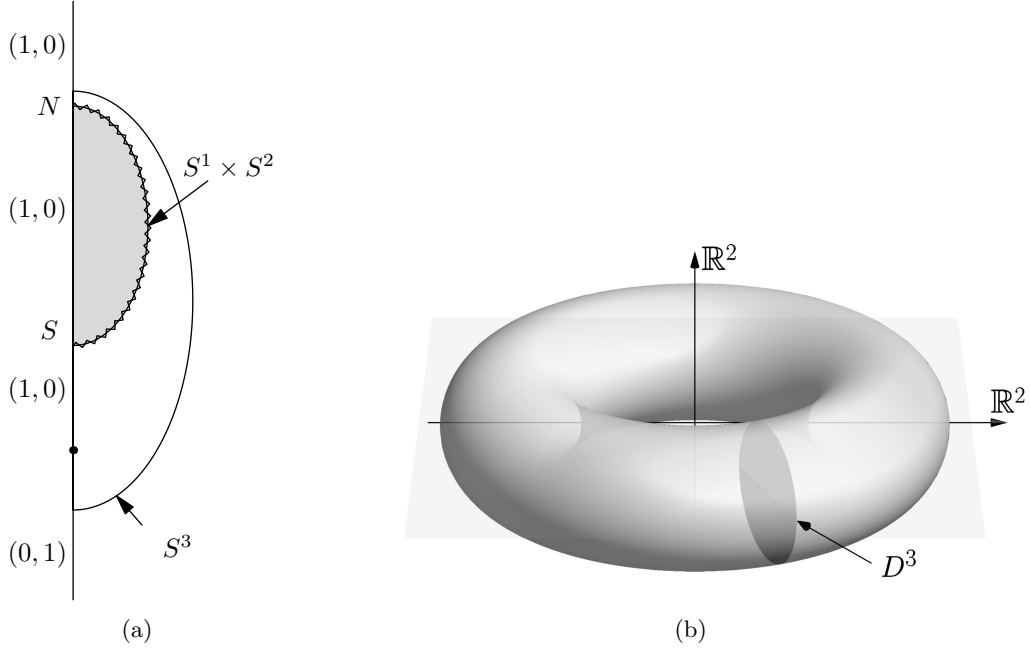


FIGURE 7. Non standard fill-in for black ring

in (b) of Figure 6 the 2-dimensional torus represents $S^2 \times S^2$ with two dimensions suppressed, and the ambient \mathbb{R}^3 is to be ignored. On the other hand, in (b) of Figure 7 the solid torus represents $S^1 \times D^3$, with one dimension along the vertical \mathbb{R}^2 axis suppressed, and the ambient space is the DOC, i.e. after compactification S^4 .

4.3. Lens Horizon. Consider now the asymptotically flat black lens having rod structures

$$(4.3) \quad \{(1, 0), (0, 0), (-1, p), (0, 1)\}.$$

Following the proof of Theorem 2 leads to the horizon fill-in $\tilde{M}_h^4 = \xi$, that is the twisted disc bundle over S^2 with zero-section self-intersection number $-p$. This entails replacing the horizon rod with a rod of structure $(0, 1)$ to obtain the expanded rod structure

$$(4.4) \quad \{(1, 0), (0, 1), (-1, p), (0, 1)\},$$

and as before the cap at infinity is $\tilde{M}_{\text{end}}^4 = B^4$. The compactified manifold \tilde{M}^4 then has a disc orbit space with rod structure given by the expanded sequence. A computation [29] shows that this corresponds to

$$(4.5) \quad \tilde{M}^4 = \begin{cases} S^2 \times S^2 & p = \text{even}, \\ \mathbb{C}\mathbb{P}^2 \# \overline{\mathbb{C}\mathbb{P}^2} & p = \text{odd} > 1. \end{cases}$$

Therefore the Cauchy slice of the DOC is given by $M^4 = (\tilde{M}^4 \setminus \xi) \# \mathbb{R}^4$. In particular, the black lens ($\mathbb{R}\mathbb{P}^3$) solution of 5D minimal supergravity constructed by Kunduri and Lucietti [25] has the Cauchy slice topology $(S^2 \times S^2 \setminus \xi) \# \mathbb{R}^4$.

4.4. Multiple Black Holes. In 5-dimensions it is possible to have stationary vacuum black holes with multi-component horizons. For instance, the black Saturn solution [4] has an S^3 horizon component

surrounded by a ring $S^1 \times S^2$ component. The associated rod structure is given by

$$(4.6) \quad \{(1, 0), (0, 0), (0, 1), (0, 0), (0, 1)\}.$$

In order to compactify the DOC following the procedure outlined above, we may use a ball B^4 for the spherical component and the trivial disc bundle $D^2 \times S^2$ for the ring component. The resulting extended rod structure then becomes

$$(4.7) \quad \{(1, 0), (0, 1), (1, 0), (0, 1)\},$$

which corresponds to $\tilde{M}^4 = S^2 \times S^2$. Thus the topology of a Cauchy slice of the DOC for the black Saturn solution is $(S^2 \times S^2 \setminus (B^4 \cup D^2 \times S^2)) \# \mathbb{R}^4$.

Another asymptotically flat multi-black hole solution of the vacuum equations involves two concentric singly spinning rings rotating in the same plane. This is the so-called dipole black ring (or di-rings) constructed in [7, 22]. Its rod structure is

$$(4.8) \quad \{(1, 0), (0, 0), (1, 0), (0, 1), (0, 0), (0, 1)\}.$$

By filling in the two ring horizons with the trivial disc bundle over S^2 the resulting extended rod structure sequence takes the form

$$(4.9) \quad \{(1, 0), (0, 1), (1, 0), (0, 1), (1, 0), (0, 1)\},$$

which gives rise to the compactified manifold $\tilde{M}^4 = S^2 \times S^2 \# S^2 \times S^2$. Hence the Cauchy slice topology of the DOC is $(S^2 \times S^2 \# S^2 \times S^2 \setminus (D^2 \times S^2 \cup D^2 \times S^2)) \# \mathbb{R}^4$.

4.5. Nonuniqueness of DOC. At the end of Section 1, we brought up the question of whether the DOC is uniquely determined by the horizon topology and the topology of the asymptotic end. To illustrate the negative answer to this question, here examples of two different asymptotically flat DOCs will be given, both of which have a single component horizon cross-section with \mathbb{RP}^3 topology. In order to describe the bi-axisymmetric solutions to the vacuum equations, it suffices to provide the sequences of rod structures associated with the orbit space, namely

$$(4.10) \quad \{(1, 0), (0, 0), (-1, 2), (0, 1)\},$$

$$(4.11) \quad \{(1, 0), (0, 0), (-1, 2), (0, 1), (1, 0), (0, 1)\}.$$

Observe that both sets of rod structures begin and end with $(1, 0), (0, 1)$ indicating that the asymptotic end is of the form $\mathbb{R}_+ \times S^3$, and both horizon rods are bounded between the axis rods $(1, 0), (-1, 2)$ signifying that the horizon topology is the lens space $L(2, 1) = \mathbb{RP}^3$. The only difference between the two sequences is that addition of two axis rods in (4.11) having rod structures $(0, 1), (1, 0)$. This adds two additional corners and changes the topology of the corresponding DOCs.

To see the differing topologies, fill in the horizon as in Section 4.3 with the twisted disc bundle $\tilde{M}_h^4 = \xi$ over S^2 having zero-section self-intersection number -2 . In terms of the rod structures this is equivalent to replacing the horizon rod structure with the rod structure $(0, 1)$ to obtain the enhanced sequences

$$(4.12) \quad \{(1, 0), (0, 1), (-1, 2), (0, 1)\},$$

$$(4.13) \quad \{(1, 0), (0, 1), (-1, 2), (0, 1), (1, 0), (0, 1)\}.$$

After capping off the end the resulting compactified manifolds \tilde{M}^4 have topology $S^2 \times S^2$ and $S^2 \times S^2 \# S^2 \times S^2$, respectively. Therefore the two domains of outer communication are not homeomorphic.

REFERENCES

- [1] A. Alaei, H. Kunduri, and E. Pedroza, *Notes on maximal slices of five-dimensional black holes*, *Class. Quantum Grav.*, **31** (2014), 055004.
- [2] P. Chruściel, G. Galloway, and D. Solis, *Topological censorship for Kaluza-Klein space-times*, *Ann. Henri Poincaré*, **10** (2009), 893-912.
- [3] S. Donaldson, and P. Kronheimer, *The Geometry of Four-Manifolds*, Oxford Mathematical Monographs, 1997.
- [4] H. Elvang, and P. Figueras, *Black saturn*, *J. High Energy Phys.*, 2007, no. 5, 050.
- [5] R. Emparan, and H. Reall, *A rotating black ring in five dimensions*, *Phys. Rev. Lett.*, **88** (2002), 101101.
- [6] R. Emparan, and H. Reall, *Black holes in higher dimensions*, *Living Rev. Relativ.*, **11** (2008), no. 6.
- [7] J. Evslin, and C. Krishnan, *The black di-ring: an inverse scattering construction*, *Class. Quantum Grav.*, **26** (2009), no. 12, 125018.
- [8] M. Freedman, and F. Quinn, *Topology of 4-Manifolds*, Princeton University Press, 1990.
- [9] J. Friedman, K. Schleich, and D. Witt, *Topological censorship*, *Phys. Rev. Lett.*, **71** (1993), no. 10, 1486-1489.
- [10] G. Galloway, *Constraints on the topology of higher dimensional black holes*, *Black holes in higher dimensions* (G. Horowitz, ed.), Cambridge Univ. Press, 2012, pp. 159-179.
- [11] G. Galloway, K. Schleich, D. Witt, and E. Woolgar, *Topological censorship and higher genus black holes*, *Phys. Rev. D*, **60** (1999), 104039.
- [12] G. Galloway, K. Schleich, D. Witt, and E. Woolgar, *The AdS/CFT correspondence conjecture and topological censorship*, *Phys. Lett. B*, **505** (2001), 255.
- [13] R. Gompf, and A. Stipsicz, *4-Manifolds and Kirby Calculus*, American Mathematical Society, 1999.
- [14] S. Hawking, *The event horizon*, *Black Holes. Les Houches Lectures* (C. Dewitt & B. Dewitt, ed.), 1973, pp. 17-55.
- [15] S. Hawking, and G. Ellis, *The Large Scale Structure of Space-Time*, Cambridge University Press, London, 1973.
- [16] S. Hollands, J. Holland, and A. Ishibashi, *Further restrictions on the topology of stationary black holes in five dimensions*, *Ann. Henri Poincaré*, **12** (2011), no. 2, 279-301.
- [17] S. Hollands, and A. Ishibashi, *On the 'stationary implies axisymmetric' theorem for extremal black holes in higher dimensions*, *Commun. Math. Phys.*, **291** (2009), 403-441.
- [18] S. Hollands, and A. Ishibashi, *Black hole uniqueness theorems in higher dimensional spacetimes*, *Class. Quant. Grav.*, **29** (2012), no. 16, 163001, 47 pp.
- [19] S. Hollands, A. Ishibashi, and R. Wald, *A higher dimensional stationary rotating black hole must be axisymmetric*, *Commun. Math. Phys.* **271** (2007), no. 3, 699-722.
- [20] S. Hollands, and S. Yazadjiev, *Uniqueness theorem for 5-dimensional black holes with two axial Killing fields*, *Commun. Math. Phys.*, **283** (2008), no. 3, 749-768. arXiv:0707.2775
- [21] S. Hollands, and S. Yazadjiev, *A uniqueness theorem for stationary Kaluza-Klein black holes*, *Commun. Math. Phys.*, **302** (2011), no. 3, 631-674. arXiv:0812.3036
- [22] H. Iguchi, and T. Mishima, *Black diring and infinite nonuniqueness*, *Phys. Rev. D*, **75** (2007), no. 6, 064018. Erratum: *Phys. Rev. D*, **78** (2008), no. 6, 069903.
- [23] M. Khuri, G. Weinstein, and S. Yamada, *Stationary vacuum black holes in 5 dimensions*, preprint, 2018. arXiv:1711.05229
- [24] M. Khuri, G. Weinstein, and S. Yamada, *Asymptotically locally Euclidean/Kaluza-Klein stationary vacuum black holes in 5 dimensions*, *PTEP. Prog. Theor. Exp. Phys.*, 2018, no. 5, 053E01, 13pp.
- [25] H. Kunduri, and J. Lucietti, *A supersymmetric black lens*, *Phys. Rev. Lett.*, **113** (2014), 211101.
- [26] V. Moncrief, and J. Isenberg, *Symmetries of higher dimensional black holes*, *Class. Quantum Grav.*, **25** (2008), no. 19, 195015.
- [27] R. Myers, and M. Perry, *Black holes in higher dimensional space-times*, *Ann. Physics*, **172** (1986), no. 2, 304-347.
- [28] P. Orlik, *Seifert Manifolds*, *Lecture Notes in Mathematics*, Vol. **291**, Springer-Verlag, Berlin-New York, 1972.
- [29] P. Orlik, and F. Raymond, *Actions of the torus on 4-manifolds I*, *Trans. AMS*, **152** (1974), 89-112.
- [30] A. Pomeransky, and R. Sen'kov, *Black ring with two angular momenta*, preprint [arXiv:hep-th/0612005].

DEPARTMENT OF MATHEMATICS, STONY BROOK UNIVERSITY, STONY BROOK, NY 11794, USA
E-mail address: `khuri@math.sunysb.edu`

DEPARTMENT OF MATHEMATICS, GAKUSHUIN UNIVERSITY, TOKYO 171-8588, JAPAN
E-mail address: `yukiomat@math.gakushuin.ac.jp`

PHYSICS DEPARTMENT AND DEPARTMENT OF MATHEMATICS, ARIEL UNIVERSITY, ARIEL, 40700, ISRAEL
E-mail address: `gilbertw@ariel.ac.il`

DEPARTMENT OF MATHEMATICS, GAKUSHUIN UNIVERSITY, TOKYO 171-8588, JAPAN
E-mail address: `yamada@math.gakushuin.ac.jp`