

Bivariate Discrete Exponentiated Weibull Distribution: Properties and Applications

M. El- Morshedy* and A. A. Khalil
Mathematics Department,
Faculty of Science, Mansoura University, Mansoura,
Egypt.

Abstract

In this paper, a new bivariate discrete distribution is introduced which called bivariate discrete exponentiated Weibull (BDEW) distribution. Several of its mathematical statistical properties are derived such as the joint cumulative distribution function, the joint joint hazard rate function, probability mass function, joint moment generating function, mathematical expectation and reliability function for stress-strength model. Further, the parameters of the BDEW distribution are estimated by the maximum likelihood method. Two real data sets are analyzed, and it was found that the BDEW distribution provides better fit than other discrete distributions.

Key words: Weibull distribution; Joint cumulative distribution function; Joint probability mass function; Joint probability generating function; Maximum likelihood estimators.

1 Introduction

The Weibull distribution (1951) is one of the most important and well-recognized continuous probability model in research and also in teaching. It has become important because it can be able to assume the properties of many varies types of continuous distributions. And so, if you have right-skewed data, left-skewed data or symmetric data, you can use Weibull to model it. Moreover, the hazard rate of its can be constant, increasing or decreasing. That flexibility of Weibull distribution has made many researchers using it into their data analysis in different fields such as medicine, pharmacy, Engineering, astronomy, electronics, reliability, industry, space science, social sciences, economics and environmental. In previous years, many researchers interested in the distributions theory have provided many generalizations or extensions of the Weibull distribution. See, Mudholkar and Srivastara (1993), Bebbington et al. (2007), Sarhan and Apaloo (2013), El-Gohary et al. (2015), El- Bassiouny et al. (2017), El- Morshedy et al. (2017), among others.

Despite the great importance for the continuous probability distributions, there are many practical cases in which discrete probability distributions are required. Sometimes it is

*Corresponding author. Permanent address: Department of Mathematics, College of Science, Mansoura University, Mansoura 35516, Egypt. E-mail address: Mah.elmorshedy@mans.edu.eg (M. El-Morshedy).

impossible or very difficult to measure the life length of a machine on a continuous scale. For example, on-off switching machines, bulb of photocopier device, etc.

In the last years, many discrete distributions have been derived by discretizing a known continuous distributions. It are obtained by using the same method that used to obtain the discrete geometric (DG) distribution from the continuous exponential distribution. Nakagawa and Osaki (1975) obtained the discrete Weibull (DW) distribution. A new discrete Weibull distribution is proposed by Stein and Dattero (1984). Roy (2003) proposed the discrete normal (DN) distribution. The discrete Rayleigh distribution (DR) is introduced by Roy (2004). Krishna and Pundir (2009) proposed the discrete burr (DB) and discrete Pareto (DP) distributions. Gomez and Calderin (2011) obtained the discrete Lindley (DL) distribution. The discrete generalized exponential (DGE) distribution is proposed by Nekoukhou et al. (2013). Nekoukhou and Bidram (2015) introduced a new three parameters distribution and called it the exponentiated discrete Weibull (EDW) distribution. The CDF and the PMF of the EDW distribution are given respectively by

$$F_{EDW}(x; \alpha, p, \beta) = [1 - p^{([x]+1)^\alpha}]^\beta, x \geq 0, \quad (1)$$

and

$$\begin{aligned} P(X = x) &= f_{EDW}(x; \alpha, p, \beta) = [1 - p^{(x+1)^\alpha}]^\beta - [1 - p^{x^\alpha}]^\beta \\ &= \sum_{k=1}^{\infty} (-1)^{k+1} \binom{\beta}{k} [p^{kx^\alpha} - p^{k(x+1)^\alpha}], x \in \mathbb{N}_o = \{0, 1, 2, \dots\}, \end{aligned} \quad (2)$$

where $\alpha, \beta > 0$, $0 < p < 1$ and $[x]$ is the largest integer less than or equal x . For integer $\beta > 0$, the sum in equation (2) stop at β . There exist some special discrete distributions can be obtained from EDW distribution as follows:

1. If $\beta = 1$, then the DW distribution of Nakagawa and Osaki (1975) is achieved.
2. If $\alpha = 1$, we get the DGE distribution of Nekoukhou et al. (2013).
3. If $\beta = 1$ and $\alpha = 1$, then the DG distribution (discrete exponential (DE) distribution) is obtained.
4. If $\beta = 1$ and $\alpha = 2$, then the DR distribution of Roy (2004) is achieved.
5. If $\alpha = 2$, we get the discrete generalized Rayleigh (DGR) distribution of Alamatsaz et al. (2016).

It is very useful in simulation study for EDW distribution to know the following relation: If the continuous random variable Y has exponentiated Weibull (EW) distribution, say $Y \sim EW(\alpha, \lambda, \beta)$, $\lambda = -\ln(p)$, then $X = [Y] \sim EDW(\alpha, p, \beta)$. So, to generate a random sample from the EDW distribution, we first generate a random sample from a continuous EW distribution by using the inverse CDF method, and then by considering $X = [Y]$, we find the desired random sample.

On the other hand, the bivariate distributions have been derived and discussed by many authors which have many applications in the areas such as engineering, reliability, sports, weather, drought, among others. Until now, many continuous bivariate distributions based on Marshall and Olkin (1976) model have been introduced in the literature, see Jose et al. (2009), Kundu and Gupta (2009), Sarhan et al. (2011), El-Sherpieny et al. (2013), Wagner

and Artur (2013), El- Bassiouny et al. (2016), Rasool and Akbar (2016), El-Gohary et al. (2016), Mohamed et al. (2017), among others.

Also, many discrete bivariate distributions have been introduced, see Kocherlakota and Kocherlakota (1992), Kumar (2008), Kemp (2013), Lee and Cha (2015), Nekoukhou and Kundu (2017), among others.

So, our reasons for introducing the BDEW distribution are the following: to define a bivariate discrete model having different shapes of the hazard rate function, and to define a bivariate discrete model having the flexibility for fitting the real data sets for various phenomena.

The paper is organized as follows: In Section 2, the BDEW distribution is defined. Moreover, the joint CDF and the joint PMF are also presented. Further, some mathematical properties of the BDEW distribution such as the joint PGF, the marginal CDF, the marginal PMF, the conditional PMF of X_1 given $X_2 = x_2$, the conditional CDF of X_1 given $X_2 \leq x_2$, the conditional CDF of X_1 given $X_2 = x_2$, the conditional expectation of X_1 given $X_2 = x_2$ and some other results are presented in Section 3. In Section 4, some reliability studies are introduced. In Section 5, the parameters of the BDEW distribution are estimated by the maximum likelihood method. In Section 6, two real data sets are analyzed to show the importance of the proposed distribution. Finally, Section 7 offers some concluding remarks.

2 The BDEW Distribution

Suppose that V_i , $i = 1, 2, 3$ are three independently distributed random variables, and let $V_i \sim EDW(\alpha, p, \beta_i)$. If $X_1 = \max\{V_1, V_3\}$ and $X_2 = \max\{V_2, V_3\}$, then the bivariate vector (X_1, X_2) has the BDEW distribution with the parameter vector $\Omega = (\alpha, p, \beta_1, \beta_2, \beta_3)^T$.

Lemma 1: If $(X_1, X_2) \sim \text{BDEW}(\Omega)$, then the joint CDF of (X_1, X_2) is given by

$$\begin{aligned} F_{X_1, X_2}(x_1, x_2) &= [1 - p^{(x_1+1)^\alpha}]^{\beta_1} [1 - p^{(x_2+1)^\alpha}]^{\beta_2} [1 - p^{(z+1)^\alpha}]^{\beta_3} \\ &= \begin{cases} F_1(x_1, x_2) & \text{if } x_1 < x_2 \\ F_2(x_1, x_2) & \text{if } x_2 < x_1 \\ F_3(x) & \text{if } x_1 = x_2 = x, \end{cases} \end{aligned} \quad (3)$$

where $x_1, x_2 \in \mathbb{N}_0$, $z = \min\{x_1, x_2\}$ and $F_1(x_1, x_2)$, $F_2(x_1, x_2)$, $F_3(x)$ are given by

$$F_1(x_1, x_2) = F_{EDW}(x_1; \alpha, p, \beta_1 + \beta_3) F_{EDW}(x_2; \alpha, p, \beta_2),$$

$$F_2(x_1, x_2) = F_{EDW}(x_1; \alpha, p, \beta_1) F_{EDW}(x_2; \alpha, p, \beta_2 + \beta_3)$$

and

$$F_3(x) = F_{EDW}(x; \alpha, p, \beta_1 + \beta_2 + \beta_3).$$

Proof: The joint CDF of the random variables X_1 and X_2 is defined as follows

$$\begin{aligned}
F_{X_1, X_2}(x_1, x_2) &= P(X_1 \leq x_1, X_2 \leq x_2) \\
&= P(\max\{V_1, V_3\} \leq x_1, \max\{V_2, V_3\} \leq x_2) \\
&= P(V_1 \leq x_1, V_2 \leq x_2, V_3 \leq \min\{x_1, x_2\}).
\end{aligned}$$

Since, the random variables $V_i, i = 1, 2, 3$ are independent, we obtain

$$\begin{aligned}
F_{X_1, X_2}(x_1, x_2) &= P(V_1 \leq x_1)P(V_2 \leq x_2)P(V_3 \leq \min\{x_1, x_2\}) \\
&= F_{EDW}(x_1; \alpha, p, \beta_1)F_{EDW}(x_2; \alpha, p, \beta_2)F_{EDW}(z; \alpha, p, \beta_3). \quad (4)
\end{aligned}$$

By substituting from (1) into (4), we get (3), which complete the proof.

2.1 The joint PMF

The joint PMF of the bivariate vector (X_1, X_2) can be easily obtained by using the following relation:

$$f_{X_1, X_2}(x_1, x_2) = F_{X_1, X_2}(x_1, x_2) - F_{X_1, X_2}(x_1 - 1, x_2) - F_{X_1, X_2}(x_1, x_2 - 1) + F_{X_1, X_2}(x_1 - 1, x_2 - 1). \quad (5)$$

The joint PMF of (X_1, X_2) for $x_1, x_2 \in \mathbb{N}_o$ is given by

$$f_{X_1, X_2}(x_1, x_2) = \begin{cases} f_1(x_1, x_2) & \text{if } x_1 < x_2 \\ f_2(x_1, x_2) & \text{if } x_2 < x_1 \\ f_3(x) & \text{if } x_1 = x_2 = x, \end{cases} \quad (6)$$

where

$$\begin{aligned}
f_1(x_1, x_2) &= \left([1 - p^{(x_1+1)^\alpha}]^{\beta_1+\beta_3} - [1 - p^{x_1^\alpha}]^{\beta_1+\beta_3} \right) \left([1 - p^{(x_2+1)^\alpha}]^{\beta_2} - [1 - p^{x_2^\alpha}]^{\beta_2} \right) \\
&= f_{EDW}(x_1; \alpha, p, \beta_1 + \beta_3) f_{EDW}(x_2; \alpha, p, \beta_2),
\end{aligned}$$

$$\begin{aligned}
f_2(x_1, x_2) &= \left([1 - p^{(x_1+1)^\alpha}]^{\beta_1} - [1 - p^{x_1^\alpha}]^{\beta_1} \right) \left([1 - p^{(x_2+1)^\alpha}]^{\beta_2+\beta_3} - [1 - p^{x_2^\alpha}]^{\beta_2+\beta_3} \right) \\
&= f_{EDW}(x_1; \alpha, p, \beta_1) f_{EDW}(x_2; \alpha, p, \beta_2 + \beta_3)
\end{aligned}$$

and

$$\begin{aligned}
f_3(x) &= p_1 \left([1 - p^{(x+1)^\alpha}]^{\beta_2+\beta_3} - [1 - p^{x^\alpha}]^{\beta_2+\beta_3} \right) - p_2 \left([1 - p^{(x+1)^\alpha}]^{\beta_2} - [1 - p^{x^\alpha}]^{\beta_2} \right) \\
&= p_1 f_{EDW}(x; \alpha, p, \beta_2 + \beta_3) - p_2 f_{EDW}(x; \alpha, p, \beta_2),
\end{aligned}$$

where

$$p_1 = [1 - p^{(x+1)^\alpha}]^{\beta_1}, \quad p_2 = [1 - p^{x^\alpha}]^{\beta_1+\beta_3}.$$

The scatter plot of the joint PMF for the BDEW distribution is given in Figure 1. As expected, the joint PMF for the BDEW distribution can take varies shapes depending on

the values of its parameter vector $\boldsymbol{\Omega}$. And so, this distribution is more flexible to provide a better fit to variety of data sets.

Figure 1. Scatter plot of the joint PMF of the BDEW distribution for different values of its parameter vector $\boldsymbol{\Omega} = (\alpha, p, \beta_1, \beta_2, \beta_3)$: **(a)** $\boldsymbol{\Omega} = (0.9, 0.9, 0.3, 3.3, 2)$, **(b)** $\boldsymbol{\Omega} = (0.5, 0.9, 0.3, 3.3, 2)$, **(c)** $\boldsymbol{\Omega} = (0.5, 0.6, 0.3, 3.3, 2)$ and **(d)** $\boldsymbol{\Omega} = (1.5, 0.9, 2, 2, 2)$.

2.1.1 Special case

Some special bivariate discrete distributions are achieved from the BDEW distribution as follows:

1. If $\alpha = 1$, the bivariate discrete generalized exponential (BDGE) distribution of Nekoukhou and kundu (2017) is obtained.
2. If $\alpha = 2$, we get the bivariate discrete generalized Rayleigh (BDGR) distribution.
3. If $\alpha = 1$, $\beta_3 = \beta$, $0 < \beta < 1$ and also $\beta_1 = \beta_2 = 1 - \beta$, then we have a new bivariate geometric (NBG) distribution with two parameters $0 < \alpha < 1$ and $0 < p < 1$, see, Nekoukhou and kundu (2017). The joint CDF of the NBG distribution is

$$F_{X_1, X_2}(x_1, x_2) = [1 - p^{x_1+1}]^{1-\beta} [1 - p^{x_2+1}]^{1-\beta} [1 - p^{z+1}]^\beta, z = \min\{x_1, x_2\}.$$

3 Statistical Properties

3.1 The joint probability generating function

The joint probability generating function (PGF) for any bivariate distribution is very useful and important, because we can use it to find the various moments, and also the product moments as infinite series. The PGF of the BDEW distribution is mentioned in the following theorem.

Theorem 1: If $(X_1, X_2) \sim \text{BDEW}(\Omega)$, then the PGF of (X_1, X_2) is given by

$$\begin{aligned} G(u, v) &= \sum_{i=0}^{\infty} \sum_{j=i+1}^{\infty} \sum_{k=1}^{\infty} \sum_{l=1}^{\infty} (-1)^{k+l} \binom{\beta_1 + \beta_3}{k} \binom{\beta_2}{l} [p^{ki^\alpha} - p^{k(i+1)^\alpha}] [p^{kj^\alpha} - p^{k(j+1)^\alpha}] u^i v^j \\ &+ \sum_{j=0}^{\infty} \sum_{i=j+1}^{\infty} \sum_{k=1}^{\infty} \sum_{l=1}^{\infty} (-1)^{k+l} \binom{\beta_1}{k} \binom{\beta_2 + \beta_3}{l} [p^{ki^\alpha} - p^{k(i+1)^\alpha}] [p^{lj^\alpha} - p^{l(j+1)^\alpha}] u^i v^j \\ &+ \sum_{j=0}^{\infty} \sum_{i=0}^{\infty} \sum_{k=1}^{\infty} (-1)^{j+k+l} \binom{\beta_1}{k} \binom{\beta_2 + \beta_3}{j} p^{j(i+1)^\alpha} [p^{ki^\alpha} - p^{k(i+1)^\alpha}] u^i v^i \\ &- \sum_{j=0}^{\infty} \sum_{i=0}^{\infty} \sum_{k=1}^{\infty} (-1)^{j+k+l} \binom{\beta_1 + \beta_3}{k} \binom{\beta_2}{j} p^{ji^\alpha} [p^{ki^\alpha} - p^{k(i+1)^\alpha}] u^i v^i, \end{aligned} \quad (7)$$

where $|V| < 1$ and $|v| < 1$.

Proof: From the definition of the joint PGF of (X_1, X_2) , we get

$$G(u, v) = E(u^{X_1} v^{X_2}) = \sum_{i=0}^{\infty} \sum_{j=0}^{\infty} P(X_1 = i, X_2 = j) u^i v^j = I + II + III, \quad (8)$$

where

$$I = \sum_{i=0}^{\infty} \sum_{j=i+1}^{\infty} P(X_1 = i, X_2 = j) u^i v^j, \quad (9)$$

$$II = \sum_{j=0}^{\infty} \sum_{i=j+1}^{\infty} P(X_1 = i, X_2 = j) u^i v^j \quad (10)$$

and

$$III = \sum_{i=0}^{\infty} \sum_{j=0}^{\infty} P(X_1 = i, X_2 = j) u^i v^j. \quad (11)$$

By substituting from (6) into (9), (10) and (11), we find

$$\begin{aligned} I &= \sum_{i=0}^{\infty} \sum_{j=i+1}^{\infty} f_{EDW}(i; \alpha, p, \beta_1 + \beta_3) f_{EDW}(j; \alpha, p, \beta_2) u^i v^j \\ &= \sum_{i=0}^{\infty} \sum_{j=i+1}^{\infty} \sum_{k=1}^{\infty} \sum_{l=1}^{\infty} (-1)^{k+l} \binom{\beta_1 + \beta_3}{k} \binom{\beta_2}{l} [p^{ki\alpha} - p^{k(i+1)\alpha}] [p^{lj\alpha} - p^{l(j+1)\alpha}] u^i v^j, \end{aligned} \quad (12)$$

$$\begin{aligned} II &= \sum_{j=0}^{\infty} \sum_{i=j+1}^{\infty} f_{EDW}(i; \alpha, p, \beta_1) f_{EDW}(j; \alpha, p, \beta_2 + \beta_3) u^i v^j \\ &= \sum_{j=0}^{\infty} \sum_{i=j+1}^{\infty} \sum_{k=1}^{\infty} \sum_{l=1}^{\infty} (-1)^{k+l} \binom{\beta_1}{k} \binom{\beta_2 + \beta_3}{l} [p^{ki\alpha} - p^{k(i+1)\alpha}] [p^{lj\alpha} - p^{l(j+1)\alpha}] u^i v^j \end{aligned} \quad (13)$$

and

$$\begin{aligned} III &= \sum_{i=0}^{\infty} \sum_{j=0}^{\infty} [1 - p^{(i+1)\alpha}]^{\beta_1} f_{EDW}(i; \alpha, p, \beta_2 + \beta_3) u^i v^i \\ &\quad - \sum_{i=0}^{\infty} \sum_{j=0}^{\infty} [1 - p^{i\alpha}]^{\beta_1 + \beta_3} f_{EDW}(i; \alpha, p, \beta_2) u^i v^i \\ &= \sum_{j=0}^{\infty} \sum_{i=0}^{\infty} \sum_{k=1}^{\infty} (-1)^{j+k+l} \binom{\beta_1}{k} \binom{\beta_2 + \beta_3}{j} p^{j(i+1)\alpha} [p^{ki\alpha} - p^{k(i+1)\alpha}] u^i v^i \\ &\quad - \sum_{j=0}^{\infty} \sum_{i=0}^{\infty} \sum_{k=1}^{\infty} (-1)^{j+k+l} \binom{\beta_1 + \beta_3}{k} \binom{\beta_2}{j} p^{ji\alpha} [p^{ki\alpha} - p^{k(i+1)\alpha}] u^i v^i. \end{aligned} \quad (14)$$

Substituting from (12), (13) and (14) into (8), we get (7), which complete the proof.

3.2 The marginal CDF and PMF of X_1 and X_2

Lemma 2: The marginal CDF of X_i , ($i = 1, 2$) is given by

$$F_{X_i}(x_i) = F_{EDW}(x_i; \alpha, p, \beta_i + \beta_3) = [1 - p^{(x_i+1)\alpha}]^{\beta_i + \beta_3}, x_i \in \mathbb{N}_0. \quad (15)$$

Proof: The CDF of X_i given by

$$F_{X_i}(x_i) = P(X_i \leq x_i) = P(\max\{V_i, V_3\} \leq x_i) = P(V_i \leq x_i, V_3 \leq x_i).$$

Because the random variables $V_i, (i = 1, 2)$ and V_3 are independent, we obtain

$$\begin{aligned} F_{X_i}(x_i) &= P(V_i \leq x_i)P(V_3 \leq x_i) \\ &= \left[1 - p^{(x_i+1)^\alpha}\right]^{\beta_i} \left[1 - p^{(x_i+1)^\alpha}\right]^{\beta_3} \\ &= \left[1 - p^{(x_i+1)^\alpha}\right]^{\beta_i + \beta_3} = F_{EDW}(x_i; \alpha, p, \beta_i + \beta_3). \end{aligned}$$

Remark: The marginal PMF of $X_i, (i = 1, 2)$, corresponding to (15) is

$$\begin{aligned} f_{X_i}(x_i) &= f_{EDW}(x_i; \alpha, p, \beta_i + \beta_3) \\ &= \left[1 - p^{(x_i+1)^\alpha}\right]^{\beta_i + \beta_3} - \left[1 - p^{x_i^\alpha}\right]^{\beta_i + \beta_3}, x_i \in \mathbb{N}_0. \end{aligned} \quad (16)$$

3.3 The conditional PMF of X_1 given $X_2 = x_2$

The conditional PMF of $(X_1 | X_2 = x_2)$, say $f_{X_1|X_2=x_2}(x_1 | x_2)$, is given by

$$f_{X_1|X_2=x_2}(x_1 | x_2) = \begin{cases} f_1(x_1 | x_2) & \text{if } 0 \leq x_1 < x_2 \\ f_2(x_1 | x_2) & \text{if } 0 \leq x_2 < x_1 \\ f_3(x_1 | x_2) & \text{if } 0 \leq x_1 = x_2 = x, \end{cases} \quad (17)$$

where

$$f_1(x_1 | x_2) = \frac{\left([1 - p^{(x_1+1)^\alpha}]^{\beta_1 + \beta_3} - [1 - p^{x_1^\alpha}]^{\beta_1 + \beta_3}\right) \left([1 - p^{(x_2+1)^\alpha}]^{\beta_2} - [1 - p^{x_2^\alpha}]^{\beta_2}\right)}{[1 - p^{(x_2+1)^\alpha}]^{\beta_2 + \beta_3} - [1 - p^{x_2^\alpha}]^{\beta_2 + \beta_3}},$$

$$f_2(x_1 | x_2) = [1 - p^{(x_1+1)^\alpha}]^{\beta_1} - [1 - p^{x_1^\alpha}]^{\beta_1}$$

and

$$f_3(x_1 | x_2) = [1 - p^{(x+1)^\alpha}]^{\beta_1} - \frac{[1 - p^{x^\alpha}]^{\beta_1 + \beta_3} \left([1 - p^{(x+1)^\alpha}]^{\beta_2} - [1 - p^{x^\alpha}]^{\beta_2}\right)}{[1 - p^{(x+1)^\alpha}]^{\beta_2 + \beta_3} - [1 - p^{x^\alpha}]^{\beta_2 + \beta_3}}.$$

Equation (17) can be getting by using the following relation:

$$f_{X_1|X_2=x_2}(x_1 | x_2) = \frac{P(X_1 = x_1, X_2 = x_2)}{P(X_2 = x_2)}.$$

3.4 The conditional CDF of X_1 given $X_2 \leq x_2$

The conditional CDF of $(X_1 | X_2 \leq x_2)$, say $F_{X_1|X_2 \leq x_2}(x_1)$, is given by

$$F_{X_1|X_2 \leq x_2}(x_1) = \begin{cases} [1 - p^{(x_1+1)^\alpha}]^{\beta_1 + \beta_3} [1 - p^{(x_2+1)^\alpha}]^{-\beta_3} & \text{if } 0 \leq x_1 < x_2 \\ [1 - p^{(x_1+1)^\alpha}]^{\beta_1} & \text{if } 0 \leq x_2 < x_1 \\ [1 - p^{(x+1)^\alpha}]^{\beta_1} & \text{if } 0 \leq x_1 = x_2 = x. \end{cases} \quad (18)$$

Equation (18) can be getting by using the following relation

$$F_{X_1|X_2 \leq x_2}(x_1) = \frac{P(X_1 \leq x_1, X_2 \leq x_2)}{P(X_2 \leq x_2)}.$$

3.5 The conditional CDF of X_1 given $X_2 = x_2$

The conditional CDF of $(X_1 | X_2 = x_2)$, say $F_{X_1|X_2=x_2}(x_1)$, is given by

$$F_{X_1|X_2=x_2}(x_1) = \begin{cases} F_1(x_1 | x_2) & \text{if } 0 \leq x_1 < x_2 \\ F_2(x_1 | x_2) & \text{if } 0 \leq x_2 < x_1 \\ F_3(x_1 | x_2) & \text{if } 0 \leq x_1 = x_2 = x, \end{cases} \quad (19)$$

where

$$F_1(x_1 | x_2) = \frac{F_{EDW}(x_1; \alpha, p, \beta_1 + \beta_3) f_{EDW}(x_2; \alpha, p, \beta_2)}{f_{EDW}(x_2; \alpha, p, \beta_2 + \beta_3)},$$

$$F_2(x_1 | x_2) = F_{EDW}(x_1; \alpha, p, \beta_1)$$

and

$$F_3(x_1 | x_2) = \frac{F_{EDW}(x; \alpha, p, \beta_1 + \beta_2 + \beta_3) - F_{EDW}(x; \alpha, p, \beta_1) F_{EDW}(x-1; \alpha, p, \beta_2 + \beta_3)}{f_{EDW}(x_2; \alpha, p, \beta_2 + \beta_3)}.$$

Equation (19) can be getting by using the following relation

$$F_{X_1|X_2=x_2}(x_1) = \frac{P(X_1 \leq x_1, X_2 = x_2)}{P(X_2 = x_2)},$$

which

$$F_1(x_1 | x_2) = \frac{\sum_{j=0}^{x_1} P(X_1 = j, X_2 = x_2)}{P(X_2 = x_2)},$$

$$F_2(x_1 | x_2) = \frac{\sum_{j=0}^{x_1-1} P(X_1 = j, X_2 = x_2) + P(X_1 = x_2, X_2 = x_2) + \sum_{j=x_1+1}^{x_2-1} P(X_1 = j, X_2 = x_2)}{P(X_2 = x_2)}$$

and

$$F_3(x_1 | x_2) = \frac{\sum_{j=0}^{x-1} P(X_1 = j, X_2 = x_2) + P(X_1 = x, X_2 = x)}{P(X_2 = x_2)}.$$

3.6 The conditional expectation of X_1 given $X_2 = x_2$

Lemma 3: The conditional expectation of $(X_1 | X_2 = x_2)$, say $E(X_1 | X_2 = x_2)$, is given by

$$\begin{aligned}
E(X_1 | X_2 = x_2) &= \frac{[1 - p^{(x_2+1)^\alpha}]^{\beta_2} - [1 - p^{x_2^\alpha}]^{\beta_2}}{[1 - p^{(x_2+1)^\alpha}]^{\beta_2+\beta_3} - [1 - p^{x_2^\alpha}]^{\beta_2+\beta_3}} \\
&\times \sum_{x_1=x_2+1}^{\infty} x_1 \left([1 - p^{(x_1+1)^\alpha}]^{\beta_1+\beta_3} - [1 - p^{x_1^\alpha}]^{\beta_1+\beta_3} \right) \\
&+ \sum_{x_1=0}^{x_2-1} x_1 \left([1 - p^{(x_1+1)^\alpha}]^{\beta_1} - [1 - p^{x_1^\alpha}]^{\beta_1} \right) + x_2 [1 - p^{(x_2+1)^\alpha}]^{\beta_1} \\
&- \frac{x_2 [1 - p^{x_2^\alpha}]^{\beta_1+\beta_3} \left([1 - p^{(x_2+1)^\alpha}]^{\beta_2} - [1 - p^{x_2^\alpha}]^{\beta_2} \right)}{[1 - p^{(x_2+1)^\alpha}]^{\beta_2+\beta_3} - [1 - p^{x_2^\alpha}]^{\beta_2+\beta_3}}. \tag{20}
\end{aligned}$$

Proof:

$$\begin{aligned}
E(X_1 | X_2 = x_2) &= \sum_{x_1=0}^{\infty} x_1 f_{X_1|X_2=x_2}(x_1 | x_2) \\
&= \sum_{x_1=x_2+1}^{\infty} x_1 f_1(x_1 | x_2) + \sum_{x_1=0}^{x_2-1} x_1 f_2(x_1 | x_2) + x_2 f_3(x_1 | x_2). \tag{21}
\end{aligned}$$

Substituting from (17) into (21), the equation (20) is obtained, which complete the proof.

3.7 Other results

Result 1: If (Z_1, Z_2) has a bivariate continuous exponentiated Weibull distribution with parameters $\alpha, \lambda, \beta_1, \beta_2$ and β_3 , then $(X_1, X_2) \sim BDEW(\Omega)$, where $X_i = [Z_i]$, $i = 1, 2$, $p = e^{-\lambda}$ and $[Z_i]$ is the largest integer less than or equal Z_i .

Proof: Obvious.

Result 2: The stress-strenght probability of $(X_1, X_2) \sim BDEW(\alpha, p, \beta_1, \beta_2, \beta_3)$ is given by

$$P(X_1 < X_2) = \sum_{i=0}^{\infty} \{ [1 - p^{(i+2)^\alpha}]^{\beta_2} - [1 - p^{(i+1)^\alpha}]^{\beta_2} \} [1 - p^{(i+1)^\alpha}]^{\beta_1+\beta_3}. \tag{22}$$

Proof:

$$\begin{aligned}
P(X_1 < X_2) &= \sum_{i=0}^{\infty} \sum_{j=0}^i P(X_2 = j+1, X_1 = i) \\
&= \sum_{i=0}^{\infty} \sum_{j=0}^i \{[1 - p^{(i+2)^\alpha}]^{\beta_2 + \beta_3} - [1 - p^{(i+1)^\alpha}]^{\beta_2 + \beta_3}\} \{[1 - p^{(i+1)^\alpha}]^{\beta_1} - [1 - p^{i^\alpha}]^{\beta_1}\} \\
&= \sum_{i=0}^{\infty} \{[1 - p^{(i+2)^\alpha}]^{\beta_2} - [1 - p^{(i+1)^\alpha}]^{\beta_2}\} [1 - p^{(i+1)^\alpha}]^{\beta_1 + \beta_3}.
\end{aligned}$$

Result 3: If $X_1 = \max\{V_1, V_3\}$ and $X_2 = \max\{V_2, V_3\}$, then X_1 and X_2 are positive quadrant dependent (PQD).

Proof: Case I: $x_1 \geq x_2$, from (3), $P(X_1 \leq x_1, X_2 \leq x_2) = F_1(x_1)F_2(x_2)F_3(x_2)$. Also, from (15), we get

$$P(X_1 \leq x_1)P(X_2 \leq x_2) = F_1(x_1)F_3(x_1)F_2(x_2)F_3(x_2).$$

Therefore, clearly,

$$P(X_1 \leq x_1, X_2 \leq x_2) \geq P(X_1 \leq x_1)P(X_2 \leq x_2), \text{ for all } x_1 \text{ and } x_2.$$

Case II: $x_1 < x_2$. The result can be shown by the same way in case I.

Result 4: Suppose $(X_{j1}, X_{j2}) \sim BDEW(\alpha, p, \beta_{j1}, \beta_{j2}, \beta_{j3})$, for $j = 1, \dots, n$, and they are independently distributed. If $Z_1 = \max\{x_{11}, \dots, x_{n1}\}$ and $Z_2 = \max\{x_{12}, \dots, x_{n2}\}$, then

$$(Z_1, Z_2) \sim BDEW \left(\alpha, p, \sum_{j=1}^n \beta_{j1}, \sum_{j=1}^n \beta_{j2}, \sum_{j=1}^n \beta_{j3} \right).$$

Proof: The proof can be easily obtained from (3).

4 Reliability Studies

4.1 The joint reliability function

The joint reliability function (RF) of (X_1, X_2) can be obtained from the following relation:

$$S_{X_1, X_2}(x_1, x_2) = 1 - F_{X_1}(x_1) - F_{X_2}(x_2) + F_{X_1, X_2}(x_1, x_2). \quad (23)$$

The joint RF of (X_1, X_2) is given by

$$S_{X_1, X_2}(x_1, x_2) = \begin{cases} S_1(x_1, x_2) & \text{if } x_1 < x_2 \\ S_2(x_1, x_2) & \text{if } x_2 < x_1 \\ S_3(x) & \text{if } x_1 = x_2 = x, \end{cases} \quad (24)$$

where

$$S_1(x_1, x_2) = 1 - \left[1 - p^{(x_2+1)^\alpha}\right]^{\beta_2+\beta_3} - \left[1 - p^{(x_1+1)^\alpha}\right]^{\beta_1+\beta_3} \\ \times \left(1 - \left[1 - p^{(x_2+1)^\alpha}\right]^{\beta_2}\right),$$

$$S_2(x_1, x_2) = 1 - \left[1 - p^{(x_1+1)^\alpha}\right]^{\beta_1+\beta_3} - \left[1 - p^{(x_2+1)^\alpha}\right]^{\beta_2+\beta_3} \\ \times \left(1 - \left[1 - p^{(x_1+1)^\alpha}\right]^{\beta_1}\right)$$

and

$$S_3(x) = 1 - \left[1 - p^{(x+1)^\alpha}\right]^{\beta_3} \times \\ \left(\left[1 - p^{(x+1)^\alpha}\right]^{\beta_1} + \left[1 - p^{(x+1)^\alpha}\right]^{\beta_2} - \left[1 - p^{(x+1)^\alpha}\right]^{\beta_1+\beta_2}\right).$$

4.2 The joint hazard rate function

The joint hazard rate function (HRF) of (X_1, X_2) can be obtained using the following relations:

$$h_i(x_1, x_2) = \frac{f_i(x_1, x_2)}{S_i(x_1, x_2)}, \quad (i = 1, 2) \text{ and } h_3(x) = \frac{f_3(x)}{S_3(x)}.$$

The joint hazard rate function (HRF) of (X_1, X_2) is given by

$$h_{X_1, X_2}(x_1, x_2) = \begin{cases} h_1(x_1, x_2) & \text{if } x_1 < x_2 \\ h_2(x_1, x_2) & \text{if } x_2 < x_1 \\ h_3(x) & \text{if } x_1 = x_2 = x, \end{cases} \quad (25)$$

where

$$h_1(x_1, x_2) = \frac{\left(\left[1 - p^{(x_1+1)^\alpha}\right]^{\beta_1+\beta_3} - \left[1 - p^{x_1^\alpha}\right]^{\beta_1+\beta_3}\right) \left(\left[1 - p^{(x_2+1)^\alpha}\right]^{\beta_2} - \left[1 - p^{x_2^\alpha}\right]^{\beta_2}\right)}{1 - \left[1 - p^{(x_2+1)^\alpha}\right]^{\beta_2+\beta_3} - \left[1 - p^{(x_1+1)^\alpha}\right]^{\beta_1+\beta_3} \left(1 - \left[1 - p^{(x_2+1)^\alpha}\right]^{\beta_2}\right)},$$

$$h_2(x_1, x_2) = \frac{\left(\left[1 - p^{(x_1+1)^\alpha}\right]^{\beta_1} - \left[1 - p^{x_1^\alpha}\right]^{\beta_1}\right) \left(\left[1 - p^{(x_2+1)^\alpha}\right]^{\beta_2+\beta_3} - \left[1 - p^{x_2^\alpha}\right]^{\beta_2+\beta_3}\right)}{1 - \left[1 - p^{(x_1+1)^\alpha}\right]^{\beta_1+\beta_3} - \left[1 - p^{(x_2+1)^\alpha}\right]^{\beta_2+\beta_3} \left(1 - \left[1 - p^{(x_1+1)^\alpha}\right]^{\beta_1}\right)}$$

and

$$h_3(x) = \frac{\left[1 - p^{(x+1)^\alpha}\right]^{\beta_1} \left(\left[1 - p^{(x+1)^\alpha}\right]^{\beta_2+\beta_3} - \left[1 - p^{x^\alpha}\right]^{\beta_2+\beta_3}\right) - \left[1 - p^{x^\alpha}\right]^{\beta_1+\beta_3} \left(\left[1 - p^{(x+1)^\alpha}\right]^{\beta_2} - \left[1 - p^{x^\alpha}\right]^{\beta_2}\right)}{1 - \left[1 - p^{(x+1)^\alpha}\right]^{\beta_3} \left(\left[1 - p^{(x+1)^\alpha}\right]^{\beta_1} + \left[1 - p^{(x+1)^\alpha}\right]^{\beta_2} - \left[1 - p^{(x+1)^\alpha}\right]^{\beta_1+\beta_2}\right)}.$$

The scatter plot of the hazard rate function of the BDEW distribution is shown in Figure 2.

Figure 2. Scatter plot of the joint HRF of the BDEW distribution for different values of its parameter vector $\Omega = (\alpha, p, \beta_1, \beta_2, \beta_3)$: **(a)** $\Omega = (1.5, 0.9, 0.3, 0.3, 0.3)$, **(b)** $\Omega = (1.5, 0.5, 0.3, 0.3, 0.3)$, **(c)** $\Omega = (1.3, 0.5, 0.7, 0.7, 0.7)$ and **(d)** $\Omega = (1.3, 0.7, 1.2, 1.2, 1.2)$.

5 Maximum Likelihood Estimation

In this section, we use the method of maximum likelihood to estimate the unknown parameters $\alpha, p, \beta_1, \beta_2$ and β_3 of the BDEW distribution. Suppose that, we have a sample of size n , of the form $\{(x_{11}, x_{21}), (x_{12}, x_{22}), \dots, (x_{1n}, x_{2n})\}$ from the BDEW distribution. We use the following notations: $I_1 = \{x_{1j} < x_{2j}\}$, $I_2 = \{x_{2j} < x_{1j}\}$, $I_3 = \{x_{1j} = x_{2j} = x_j\}$, $I = I_1 \cup I_2 \cup I_3$, $|I_1| = n_1$, $|I_2| = n_2$, $|I_3| = n_3$ and $n = n_1 + n_2 + n_3$.

Based on the observations, the likelihood function is given by

$$l(\boldsymbol{\Omega}) = \prod_{j=1}^{n_1} f_1(x_{1j}, x_{2j}) \prod_{j=1}^{n_2} f_2(x_{1j}, x_{2j}) \prod_{j=1}^{n_3} f_3(x_j).$$

The log-likelihood function becomes

$$\begin{aligned} L(\boldsymbol{\Omega}) &= \sum_{j=1}^{n_1} \ln(g_1(x_{1j}; \beta_1 + \beta_3)) + \sum_{j=1}^{n_1} \ln(g_1(x_{2j}; \beta_2)) \\ &\quad + \sum_{j=1}^{n_2} \ln(g_1(x_{1j}; \beta_1)) + \sum_{j=1}^{n_2} \ln(g_1(x_{2j}; \beta_2 + \beta_3)) \\ &\quad + \sum_{j=1}^{n_3} \ln\left([1 - p^{(x_j+1)^\alpha}]^{\beta_1} g_1(x_j; \beta_2 + \beta_3) - [1 - p^{x_j^\alpha}]^{\beta_1 + \beta_3} g_1(x_j + 1; \beta_2)\right), \end{aligned} \tag{26}$$

where

$$g_1(x; \beta) = [1 - p^{(x+1)^\alpha}]^\beta - [1 - p^{x^\alpha}]^\beta.$$

The MLEs of the parameters $\alpha, p, \beta_1, \beta_2$ and β_3 can be obtained by computing the first partial derivatives of (26) with respect to $\alpha, p, \beta_1, \beta_2$ and β_3 , putting the results equal zeros. We get the likelihood equations as in the following form

$$\begin{aligned} \frac{\partial L}{\partial \alpha} &= \sum_{j=1}^{n_1} \frac{g_4(x_{1j} + 1; \beta_1 + \beta_3) - g_4(x_{1j}; \beta_1 + \beta_3)}{g_1(x_{1j}; \beta_1 + \beta_3)} + \sum_{j=1}^{n_1} \frac{g_4(x_{2j} + 1; \beta_2) - g_4(x_{2j}; \beta_2)}{g_1(x_{2j}; \beta_2)} \\ &\quad + \sum_{j=1}^{n_2} \frac{g_4(x_{1j} + 1; \beta_1) - g_4(x_{1j}; \beta_1)}{g_1(x_{1j}; \beta_1)} + \sum_{j=1}^{n_2} \frac{g_4(x_{2j} + 1; \beta_2 + \beta_3) - g_4(x_{2j}; \beta_2 + \beta_3)}{g_1(x_{2j}; \beta_2 + \beta_3)} \\ &\quad + \sum_{j=1}^{n_3} \frac{[1 - p^{(x_j+1)^\alpha}]^{\beta_1} (g_4(x_j + 1; \beta_2 + \beta_3) - g_4(x_j; \beta_2 + \beta_3)) + g_4(x_j + 1; \beta_1) g_1(x_j; \beta_2 + \beta_3)}{[1 - p^{(x_j+1)^\alpha}]^{\beta_1} g_1(x_j; \beta_2 + \beta_3) - [1 - p^{x_j^\alpha}]^{\beta_1 + \beta_3} g_1(x_j + 1; \beta_2)} \\ &\quad - \sum_{j=1}^{n_3} \frac{[1 - p^{x_j^\alpha}]^{\beta_1 + \beta_3} (g_4(x_j + 1; \beta_2) - g_4(x_j; \beta_2)) + g_4(x_j; \beta_1 + \beta_3) g_1(x_j; \beta_2)}{[1 - p^{(x_j+1)^\alpha}]^{\beta_1} g_1(x_j; \beta_2 + \beta_3) - [1 - p^{x_j^\alpha}]^{\beta_1 + \beta_3} g_1(x_j + 1; \beta_2)}, \end{aligned} \tag{27}$$

$$\begin{aligned} \frac{\partial L}{\partial p} &= \sum_{j=1}^{n_1} \frac{g_3(x_{1j} + 1; \beta_1 + \beta_3) - g_3(x_{1j}; \beta_1 + \beta_3)}{g_1(x_{1j}; \beta_1 + \beta_3)} + \sum_{j=1}^{n_1} \frac{g_3(x_{2j} + 1; \beta_2) - g_3(x_{2j}; \beta_2)}{g_1(x_{2j}; \beta_2)} \\ &\quad + \sum_{j=1}^{n_2} \frac{g_3(x_{1j} + 1; \beta_1) - g_3(x_{1j}; \beta_1)}{g_1(x_{1j}; \beta_1)} + \sum_{j=1}^{n_2} \frac{g_3(x_{2j} + 1; \beta_2 + \beta_3) - g_3(x_{2j}; \beta_2 + \beta_3)}{g_1(x_{2j}; \beta_2 + \beta_3)} \\ &\quad + \sum_{j=1}^{n_3} \frac{[1 - p^{(x_j+1)^\alpha}]^{\beta_1} (g_3(x_j + 1; \beta_2 + \beta_3) - g_3(x_j; \beta_2 + \beta_3)) + g_3(x_j + 1; \beta_1) g_1(x_j; \beta_2 + \beta_3)}{[1 - p^{(x_j+1)^\alpha}]^{\beta_1} g_1(x_j; \beta_2 + \beta_3) - [1 - p^{x_j^\alpha}]^{\beta_1 + \beta_3} g_1(x_j + 1; \beta_2)} \\ &\quad - \sum_{j=1}^{n_3} \frac{[1 - p^{x_j^\alpha}]^{\beta_1 + \beta_3} (g_3(x_j + 1; \beta_2) - g_3(x_j; \beta_2)) + g_3(x_j; \beta_1 + \beta_3) g_1(x_j; \beta_2)}{[1 - p^{(x_j+1)^\alpha}]^{\beta_1} g_1(x_j; \beta_2 + \beta_3) - [1 - p^{x_j^\alpha}]^{\beta_1 + \beta_3} g_1(x_j + 1; \beta_2)}, \end{aligned} \tag{28}$$

$$\begin{aligned} \frac{\partial L}{\partial \beta_1} &= \sum_{j=1}^{n_1} \frac{g_2(x_{1j} + 1; \beta_1 + \beta_3) - g_2(x_{1j}; \beta_1 + \beta_3)}{g_1(x_{1j}; \beta_1 + \beta_3)} + \sum_{j=1}^{n_2} \frac{g_2(x_{1j} + 1; \beta_1) - g_2(x_{1j}, \beta_1)}{g_1(x_{1j}; \beta_1)} \\ &+ \sum_{j=1}^{n_3} \frac{g_2(x_j + 1; \beta_1)g_1(x_j; \beta_2 + \beta_3) - g_2(x_j; \beta_1 + \beta_3)g_1(x_j; \beta_2)}{[1 - p^{(x_j+1)^\alpha}]^{\beta_1}g_1(x_j; \beta_2 + \beta_3) - [1 - p^{x_j^\alpha}]^{\beta_1+\beta_3}g_1(x_j + 1; \beta_2)}, \end{aligned} \quad (29)$$

$$\begin{aligned} \frac{\partial L}{\partial \beta_2} &= \sum_{j=1}^{n_1} \frac{g_2(x_{2j} + 1; \beta_2) - g_2(x_{2j}; \beta_1)}{g_1(x_{2j}; \beta_2)} + \sum_{j=1}^{n_2} \frac{g_2(x_{2j} + 1; \beta_2 + \beta_3) - g_2(x_{2j}; \beta_2 + \beta_3)}{g_1(x_{2j}; \beta_2 + \beta_3)} \\ &+ \sum_{j=1}^{n_3} \frac{[1 - p^{(x_j+1)^\alpha}]^{\beta_1} (g_2(x_j + 1; \beta_2 + \beta_3) - g_2(x_j; \beta_2 + \beta_3))}{[1 - p^{(x_j+1)^\alpha}]^{\beta_1}g_1(x_j; \beta_2 + \beta_3) - [1 - p^{x_j^\alpha}]^{\beta_1+\beta_3}g_1(x_j + 1; \beta_2)} \\ &- \sum_{j=1}^{n_3} \frac{[1 - p^{x_j^\alpha}]^{\beta_1+\beta_3} (g_2(x_j + 1; \beta_2) - g_2(x_j; \beta_2))}{[1 - p^{(x_j+1)^\alpha}]^{\beta_1}g_1(x_j; \beta_2 + \beta_3) - [1 - p^{x_j^\alpha}]^{\beta_1+\beta_3}g_1(x_j + 1; \beta_2)}, \end{aligned} \quad (30)$$

and

$$\begin{aligned} \frac{\partial L}{\partial \beta_3} &= \sum_{j=1}^{n_1} \frac{g_2(x_{1j} + 1; \beta_1 + \beta_3) - g_2(x_{1j}; \beta_1 + \beta_3)}{g_1(x_{1j}; \beta_1 + \beta_3)} + \sum_{j=1}^{n_2} \frac{g_2(x_{2j} + 1; \beta_2 + \beta_3) - g_2(x_{2j}; \beta_2 + \beta_3)}{g_1(x_{2j}; \beta_2 + \beta_3)} \\ &+ \sum_{j=1}^{n_3} \frac{[1 - p^{(x_j+1)^\alpha}]^{\beta_1} (g_2(x_j + 1; \beta_2 + \beta_3) - g_2(x_j; \beta_2 + \beta_3)) - g_2(x_j; \beta_1 + \beta_3)g_1(x_j; \beta_2)}{[1 - p^{(x_j+1)^\alpha}]^{\beta_1}g_1(x_j; \beta_2 + \beta_3) - [1 - p^{x_j^\alpha}]^{\beta_1+\beta_3}g_1(x_j + 1; \beta_2)}, \end{aligned} \quad (31)$$

where

$$\begin{aligned} g_2(x; \beta) &= [1 - p^{x^\alpha}]^\beta \ln(1 - p^{x^\alpha}), \\ g_3(x; \beta) &= -\beta x^\alpha p^{x^\alpha - 1} [1 - p^{x^\alpha}]^{\beta - 1}, \\ g_4(x; \beta) &= -\beta \ln(x) x^\alpha p^{x^\alpha} \ln(p) [1 - p^{x^\alpha}]^{\beta - 1}. \end{aligned}$$

The MLEs of the parameters α , p , β_1 , β_2 and β_3 can be obtained by solving the above system of five non-linear equations from (27) to (31). The solution of these equations are not easy to solve, so we need a numerical technique to get the MLEs.

6 Data Analysis

In this section, we explain the experimental importance of the BDEW distribution using two applications to real data sets. In each data, we shall compare the fits of the BDEW distribution with some competitive models such as BGDR, BDGE, bivariate geometric (BG) distribution which introduced by Basu and Dhar (1995), Independent bivariate Poisson (IBP), bivariate Poisson (BP) by Holgate (1964) and bivariate Poisson with minimum operator (BP_{min}) by Lee and Cha (2015). The tested distributions are compared using some criteria namely, the maximized Log-Likelihood ($-L$), Akaike information criterion (AIC), bayesian information Criterion (BIC), corrected Akaike information criterion (CAIC) and Hannan-Quinn information criterion (HQIC). Further, we can use the Pearson's chi-square goodness-of-fit test (see, Lawless(1982)) for grouped data to test the goodness of fit of a proposed bivariate distribution. But the sample size must be sufficiently large in order to apply this test. For this reason, we did not use this test in the two data sets analyzed here.

Data 1: The data set given in Table 1 consists of a football match score in Italian football match (Serie A) during 1996 to 2011, between ACF Fiorentina(X_1) and Juventus(X_2). For previous studies for this data, see Lee and Cha (2015), Nekoukhou and Kundu (2017) and Xiao et al. (2017). Unfortunately, there is an error in the fourth and tenth observations of the variable X_1 in Nekoukhou and Kundu (2017) paper, which raised the results of this study. The data source is (<http://www.worldfootball.net/competition/ita-serie-a/>). The MLEs, -L, AIC, CAIC, and HQIC values for IBP, BP, BP_{\min} , BG and BDEW distributions are obtained in Table 2.

Table 1. The score data between ACF Fiorentina(X_1) and Juventus(X_2).

Obs.	Match Date	X_1	X_2	Obs.	Match Date	X_1	X_2
1	25/10/2011	1	2	14	16/02/2002	1	2
2	17/04/2011	0	0	15	19/12/2001	1	1
3	27/11/2010	1	1	16	12/05/2001	1	3
4	06/03/2010	1	2	17	06/01/2001	3	3
5	17/10/2009	1	1	18	21/04/2000	0	1
6	24/01/2009	0	1	19	18/12/1999	1	1
7	31/08/2008	1	1	20	24/04/1999	1	2
8	02/03/2008	3	2	21	12/12/1998	1	0
9	07/10/2007	1	1	22	21/02/1998	3	0
10	09/04/2006	1	1	23	04/10/1997	1	2
11	04/12/2005	1	2	24	22/02/1997	1	1
12	09/04/2005	3	3	25	28/09/1996	0	1
13	10/11/2004	0	1	26	23/03/1996	0	1

Table 2. The MLEs, -L, AIC, CAIC, BIC and HQIC values for data set 1.

Statistic	Distributions				
	IBP	BP	BP_{\min}	BG	BDEW
$\hat{\alpha}$	--	--	--	0.343	0.922
\hat{p}	--	--	--	0.553	0.172
$\hat{\beta}_1$	1.08	1.08	1.36	--	4.315
$\hat{\beta}_2$	1.38	1.38	2.10	--	9.656
$\hat{\beta}_3$	--	0.70	2.27	--	2.892
-L	67.60	64.92	64.22	76.36	60.89
AIC	139.21	135.83	134.44	156.72	131.7
CAIC	139.72	136.93	135.53	157.24	134.83
BIC	141.72	139.61	138.21	159.24	138.09
HQIC	139.92	136.93	135.53	157.44	133.61

We can conclude that, the BDEW distribution provides a better fit than the other tested distributions, because the BDEW distribution has the smallest values for -L, AIC, CAIC, BIC and HQIC among all tested distributions.

Data 2: The data set given in Table 3 is taken from a video recording in 1995 IX World Cup diving Championship, Atlanta, Georgia by NBC sports TV. This data consists of a

scores given by seven judges from seven varies countries recorded in a video that starts at the end of the fourth round, which is a random start, taken from NBC sports TV. The score given by each judge is taken positive integer values. In this data, the random variable X_1 represent the max score between Asian and Caucasus countries, but X_2 represent the max score between western countries, United Kingdom, Canada, Australia, Iceland and France. The score corresponding to the dive of Michael Murphy (Obs. number 3) was not displayed by NBC sports TV. For previous studies for this data, see Jing and Dhar (2012). In Table 4, the MLEs, -L, AIC, CAIC, and HQIC values for BG, BDGE, BDERe and BDEW distributions are obtained.

Table 3. The video recording data by NBC sports TV.

Obs.	Diver	X_1	X_2	Obs.	Diver	X_1	X_2
1	Sun Shuwei, China	19	19	11	Sun Shuwei, China	15	16
2	David Pichler, USA	15	15	12	David Pichler, USA	15	15
3	Michael Murphy, Australia	--	--	13	Jan Hempel, Germany	17	18
4	Jan Hempel, Germany	13	14	14	Roman Volodkuv, Ukraine	16	16
5	Roman Volodkuv, Ukraine	11	12	15	Sergei Kudrevich, Belarus	12	13
6	Sergei Kudrevich, Belarus	14	14	16	Patrick Je rey, USA	14	14
7	Patrick Je rey, USA	15	14	17	Valdimir Timoshinin, Russia	12	13
8	Valdimir Timoshinin, Russia	13	16	18	Dimitry Sautin, Russia	17	18
9	Dimitry Sautin, Russia	7	5	19	Xiao Hailiang, China	9	10
10	Xiao Hailiang, China	13	13	20	Sun Shuwei, China	18	18

Table 4. The MLEs, -L, AIC, CAIC, BIC and HQIC values for data set 2.

Statistic	Distributions			
	BG	BDGE	BDER	BDEW
$\hat{\alpha}$	0.5277	--	--	3.5239
\hat{p}	0.9357	0.7613	0.9893	0.9998
$\hat{\beta}_1$	--	8.6046	1.4968	0.5327
$\hat{\beta}_2$	--	17.981	3.3389	1.2491
$\hat{\beta}_3$	--	24.116	4.3561	1.5922
-L	121.584	90.959	86.737	84.056
AIC	247.168	189.917	181.474	178.111
CAIC	247.918	192.774	184.331	182.726
BIC	249.057	193.695	185.251	182.834
HQIC	247.488	190.556	182.113	178.911

It is clear that, the BDEW distribution has the smallest values for -L, AIC, CAIC and HQIC among all tested distributions. So, the BDEW distribution provides a better fit than the other tested distributions.

7 Conclusions

In this paper we introduced a new five parameters bivariate discrete distribution called the bivariate discrete exponentiated Weibull distribution. Some statistical and reliability

properties of the proposed discrete model have been derived. The maximum likelihood estimators of the parameters are deduced. Two real data sets have been analyzed using the new discrete distribution compared with another famous distributions. It is clear from the comparison that the new distribution is the best distribution for fitting the data sets from among the all tested distributions.

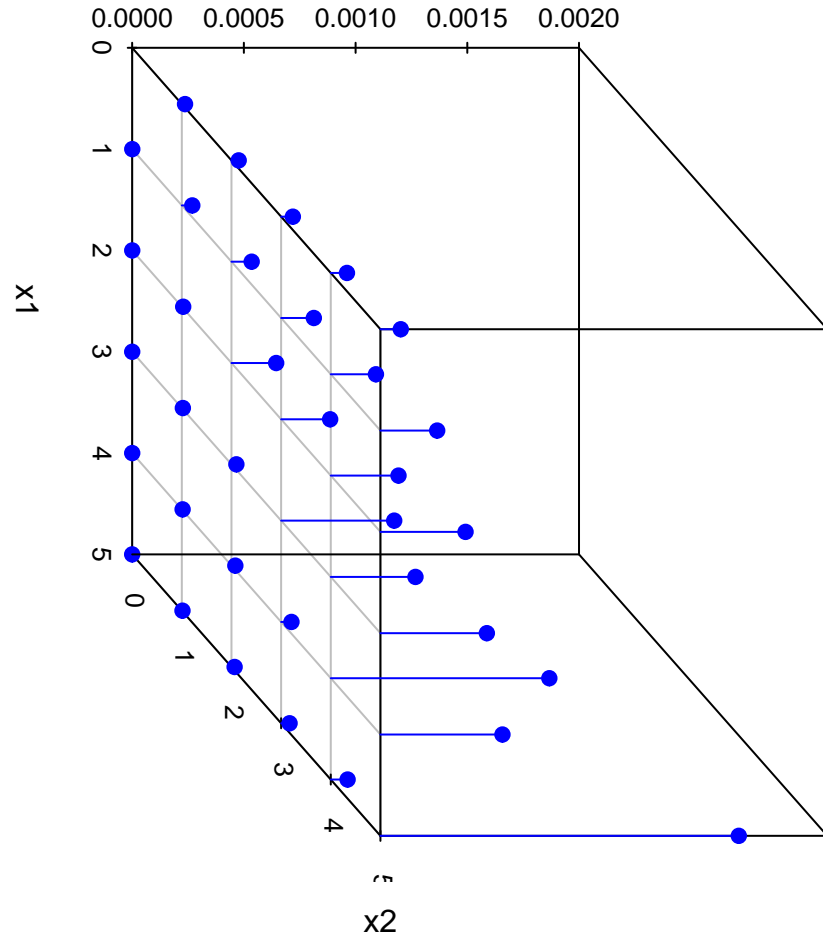
References

- [1] Alamatsaz, M. H., Dey, S., Dey, T., and Harandi, S. Shams. (2016). Discrete generalized Rayleigh distribution, *Pakistan journal of statistics*, 32(1), 1-20.
- [2] Basu, A. P. and Dhar, S. K. (1995). Bivariate geometric distribution. *Journal of applied statistical science*, 2, 33-34.
- [3] Bebbington, M., Lai, C. D., and Zitikis, R. (2007). A flexible Weibull extension. *Reliability engineering and system safety*, 92, 719-726.
- [4] El-Bassiouny, A. H., EL-Damcese, M., Abdelfattah, M., and Eliwa, M. S. (2016). Bivariate exponentiated generalized Weibull-Gompertz distribution. *Journal of applied probability and statistics*, 11(1), 25-46.
- [5] El-Bassiouny, A. H., Medhat EL-Damcese, Abdelfattah Mustafa, and Eliwa, M. S. (2017). Exponentiated generalized Weibull-Gompertz distribution with application in survival analysis. *Journal of statistics applications and probability*, 6(1), 7-16.
- [6] El-Gohary, A., EL-Bassiouny, A. H., and El-Morshedy, M. (2015). Exponentiated flexible Weibull extension distribution. *International journal of mathematics and its applications*, 3(A), 1-12.
- [7] El-Gohary, A., El-Bassiouny, A. H., and El-Morshedy, M., (2016). Bivariate exponentiated modified Weibull extension distribution. *Journal of statistics applications and probability*, 5(1), 67-78.
- [8] El-Morshedy, M., El-Bassiouny, A. H., and El-Gohary, A., (2017). Exponentiated inverse flexible Weibull extension distribution. *Journal of statistics applications and probability*, 6(1), 169-183.
- [9] El-Sherpieny, E. A., Ibrahim, S. A., and Bedar, R. E. (2013). A new bivariate generalized Gompertz distribution. *Asian journal of applied sciences*, 1(4): 141-150.
- [10] Gomez-Deniz, E., and Calderin-Ojeda, E. (2011). The discrete Lindley distribution: properties and applications. *Journal of statistical computation and simulation*, 81(11), 1405-1416. doi:10.1080/00949655.2010.487825.
- [11] Holgate, B. (1964). Estimation for the bivariate Poisson distribution, *Biometrika*, 51, 241-245.
- [12] Jing, Li, and Sunil, K. Dhar. (2012). Modeling with bivariate Geometric distributions, *Communications in Statistics - Theory and Methods*, 42(2), 252-266, DOI: 10.1080/03610926.2011.579704.

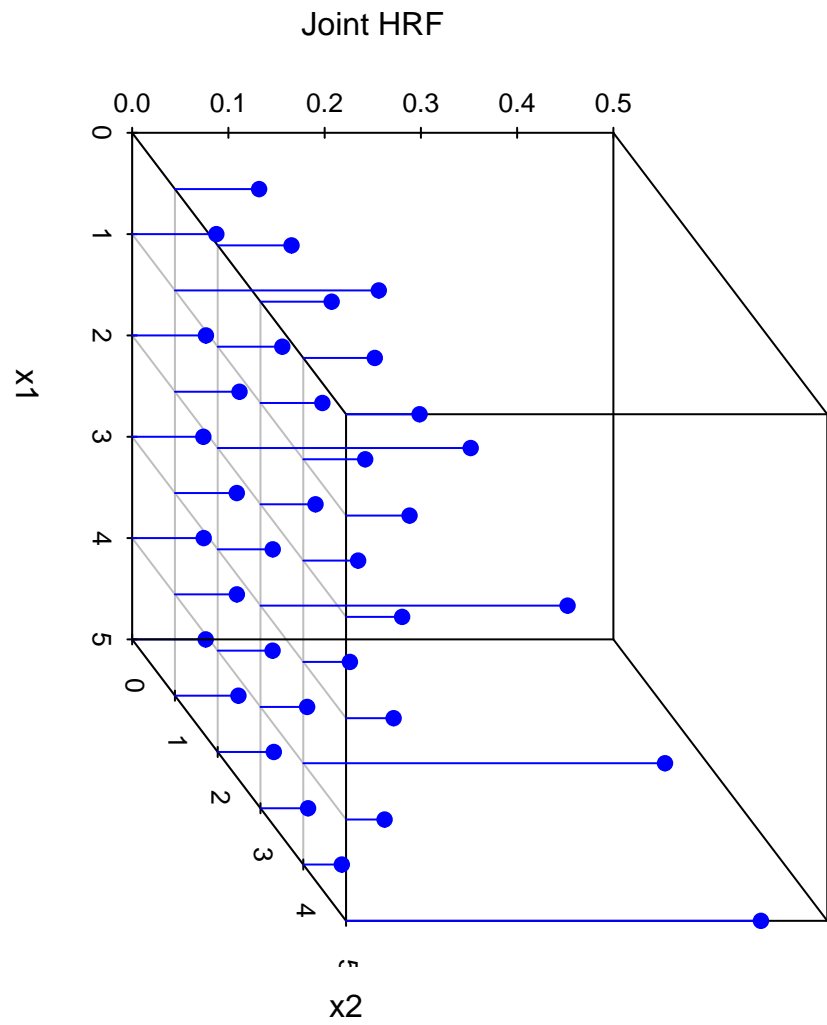
- [13] Jose, K.K., Ristic, M.M., and Ancy, J. (2009). Marshall- Olkin bivariate Weibull distributions and processes. *Statistical papers*, DOI 10.1007/s00362-009-0287-8.
- [14] Kemp, A. W. (2013). New discrete appell and humbert distributions with relevance to bivariate accident data. *Journal of multivariate analysis*, 113, 2-6.
- [15] Kocherlakota, S., and Kocherlakota, K. (1992). *Bivariate discrete distributions*. Marcel dekker, New York.
- [16] Krishna, H., and Pundir, P. S. (2009). Discrete Burr and discrete Pareto distributions. *Statistical methodology*, 6(2), 177-188. doi:10.1016/j.stamet.2008.07.001.
- [17] Kumar, C. S. (2008). A unified approach to bivariate discrete distributions. *Metrika*, 67, 113-123.
- [18] Kundu, D., and Gupta, R. D. (2009). Bivariate generalized exponential distribution. *Journal of multivariate analysis*, 100(4), 581-593.
- [19] Lawless, J. F. (1982). *Statistical models and methods for lifetime data*. John Wiley and Sons: New York.
- [20] Lee, H., and Cha, J. H. (2015). On two general classes of discrete bivariate distributions. *The American statistician*, 69(3), 221-230.
- [21] Marsall, A. W., and Olkin, I. (1967). A multivariate exponential distribution . *J. Amer. Statist. Association*, 62, 30-44.
- [22] Mohamed, I., Eliwa, M. S., and El-Morshedy, M., (2017). Bivariate exponentiated generalized linear exponential distribution with applications in reliability analysis. <https://arxiv.org/abs/1710.00502>.
- [23] Mudholkar, G. S., and Srivastava, D. K. (1993). Exponentiated Weibull family for analyzing bathtub failure-rate data. *IEEE transactions on reliability*, 42, 299–302.
- [24] Nakagawa, T., and Osaki, S. (1975).The discrete Weibull distribution. *IEEE transactions on reliability*, 24(5), 300-301.
- [25] Nekoukhou, V., Alamatsaz, M.H., and Bidram, H. (2013). Discrete generalized exponential distribution of a second type. *Statistics*, 47, 876-887.
- [26] Nekoukhou, V., and Bidram, H. (2015). The exponentiated discrete Weibull distribution. *SORT*, 39(1), 127-146.
- [27] Nekoukhou, V., and Kundu, D. (2017). Bivariate discrete generalized exponential distribution. *Statistics*, 51(5), 1143-1158.
- [28] Rasool, R., and Akbar, A. J., (2016). On bivariate exponentiated extended Weibull family of distributions. *Ciência e natureza, santa maria*, 38(2), 564-576.
- [29] Roy, D. (2003). The discrete normal distribution. *Communications in statistics - theory and methods*, 32(10), 1871-1883. doi:10.1081/sta-120023256.
- [30] Roy, D. (2004). Discrete Rayleigh distribution. *IEEE transactions on reliability*, 53, 255–260.

- [31] Sarhan, A., Hamilton, D. C., Smith, B., and Kundu, D., (2011). The bivariate generalized linear failure rate distribution and its multivariate extension. *Computational statistics and data analysis*, 55(1), 644-654.
- [32] Sarhan, A. M., and Apaloo, J. (2013). Exponentiated modified Weibull extension distribution. *Reliability engineering and system safety*, 112, 137–144.
- [33] Stein, W. E., and Dattero, R. (1984). A new discrete Weibull distribution. *IEEE transactions on reliability*, 33(2), 196-197.
- [34] Wagner, B. S., and Artur, J. L. (2013). Bivariate Kumaraswamy distribution: Properties and a new method to generate bivariate classes. *Statistics*, 47(6), 1321–1342.
- [35] Weibull, W. A. (1951). Statistical distribution function of wide applicability. *Journal of applied mechanics*, 18, 293–6.
- [36] Xiao, Jiang., Jeffrey, Chu., and Saralees Nadarajah. (2017). New classes of discrete bivariate distributions with application to football data. *Communications in statistics - theory and methods*, 46:16, 8069-8085, DOI: 10.1080/03610926.2016.1171358.

Joint PMF

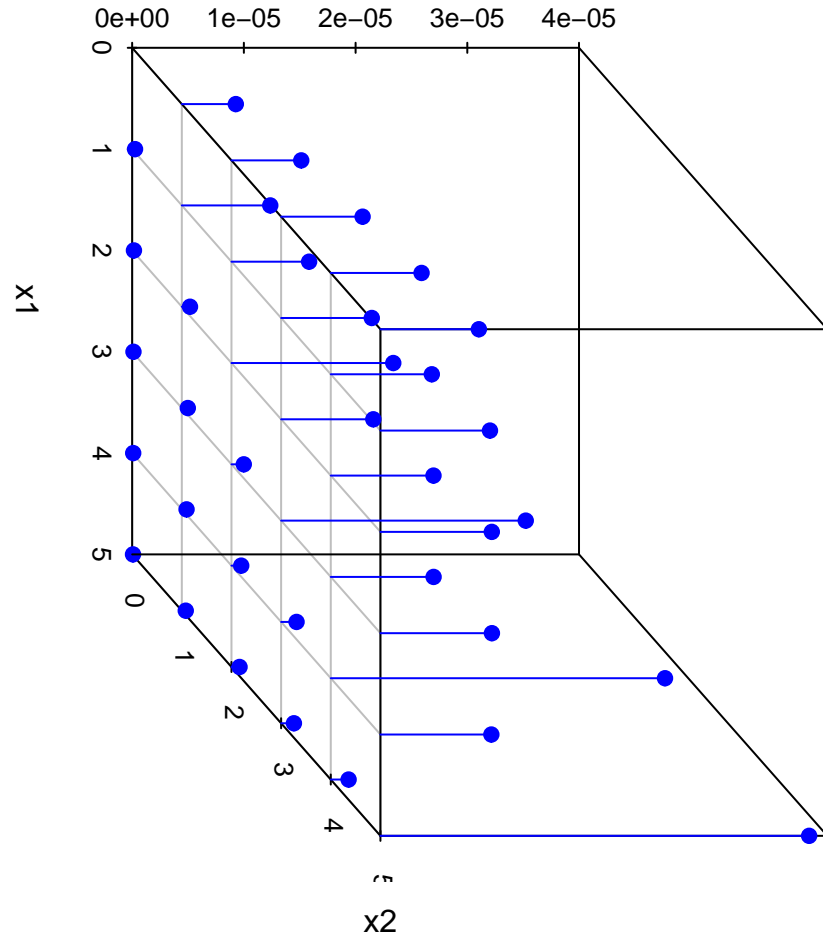


(a)



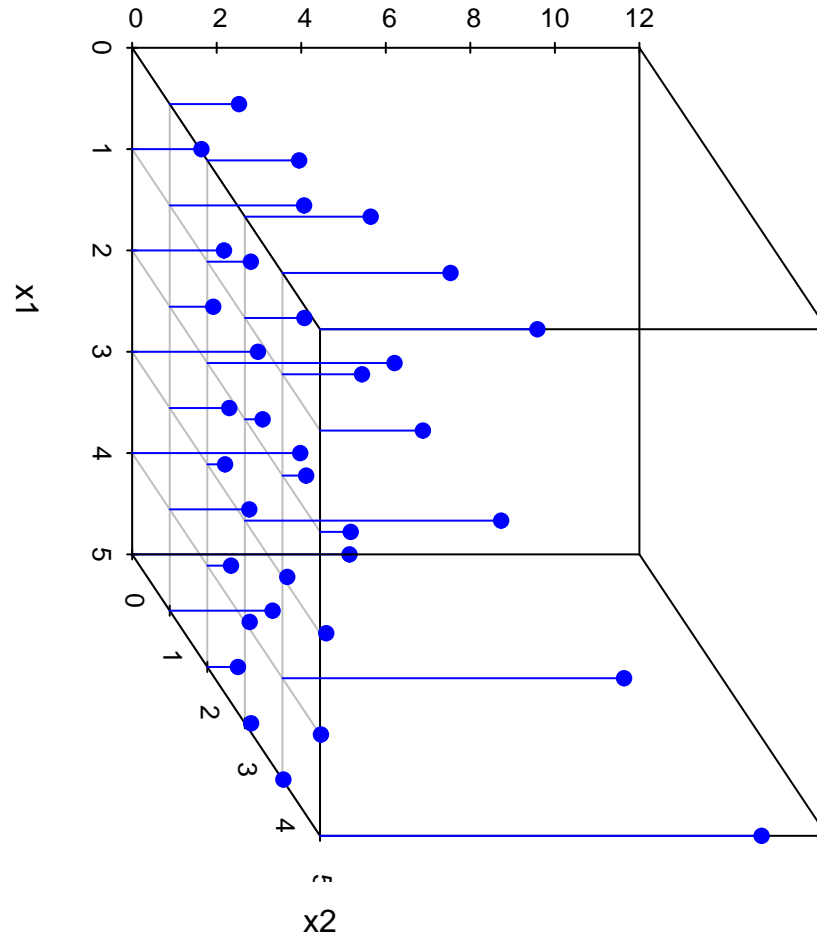
(a)

Joint PMF



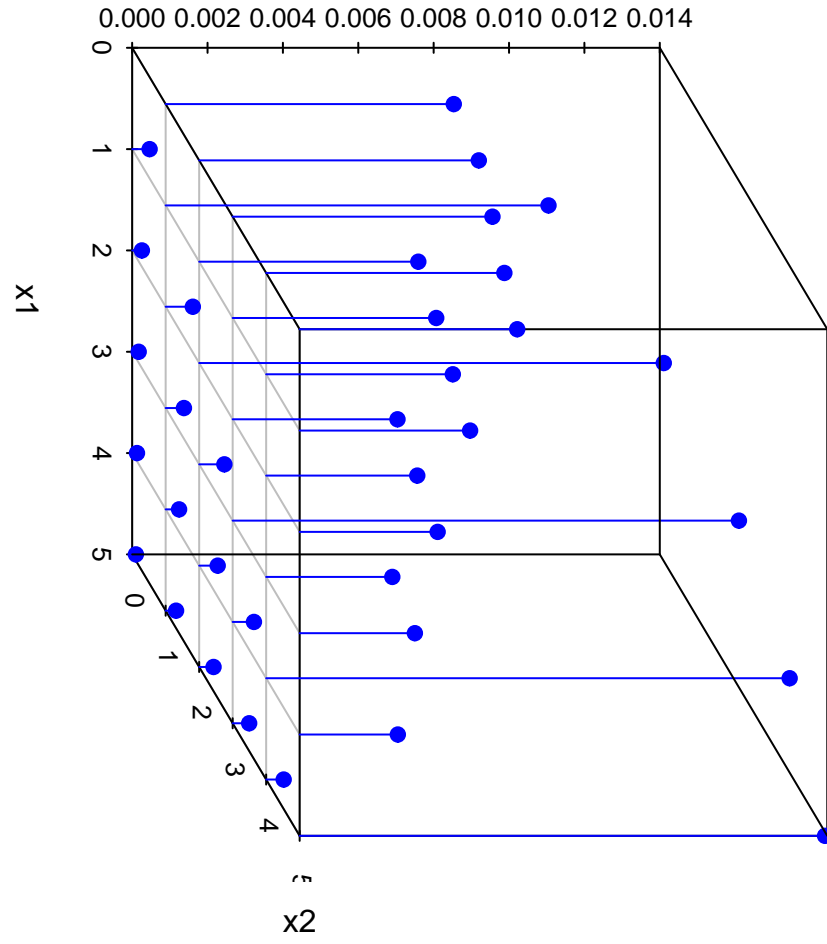
(b)

Joint HRF

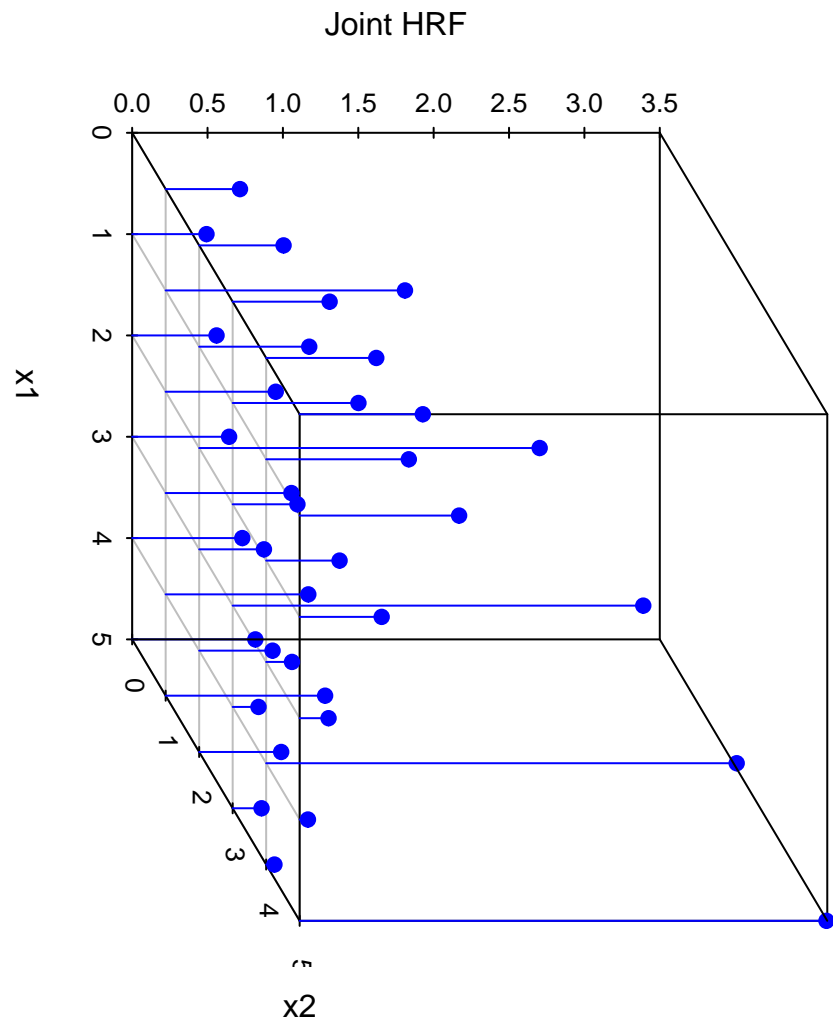


(b)

Joint PMF

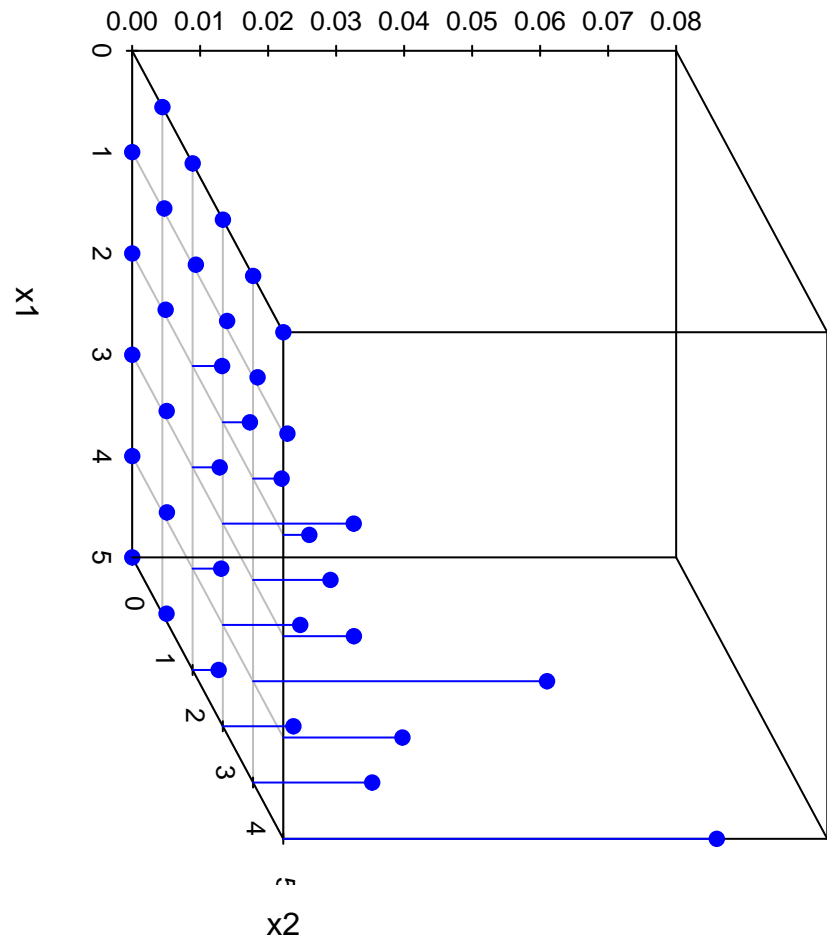


(c)



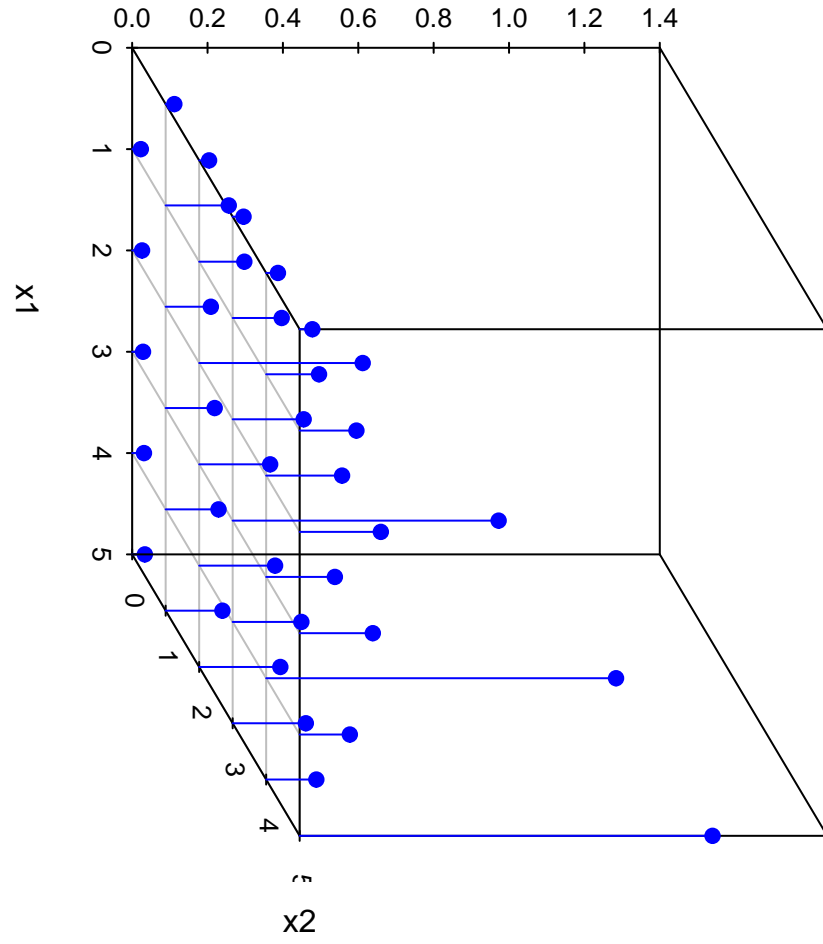
(c)

Joint PMF



(d)

Joint HRF



(d)