

A continuation approach to the optimization of hydropower operations

Jorn H. Baayen · Julia Rauw · Teresa Piovesan

November 10, 2021

Abstract The instantaneous power generation from a hydroelectric turbine is proportional to the product of head difference and turbine flow. The equation relating power to hydraulic variables is therefore nonlinear. Hence, optimization problems subject to this relation, such as release schedule optimization, are nonconvex and may admit multiple local isolated minima. This renders such problems problematic for use in operational model predictive control. This paper shows that release schedule optimization problems subject to the nonlinear turbine generation equation may be set up using a continuation approach to be both *zero-convex* and *path stable*. In this way such optimization problems become suitable for decision support systems based on model predictive control. An example problem is studied, and it is shown that significant productivity gains may be realized using the presented methodology.

1 Introduction

The question of how to best operate a cascade of reservoirs for hydroelectric power generation has been studied for more than half a century [9,15,8,12],

Jorn H. Baayen
KISTERS Nederland B.V., Piet Mondriaanplein 13-31, 3812 GZ Amersfoort, The Netherlands
E-mail: jorn.baayen@kisters-bv.nl
Telephone: +49 (0)151 54433908
ORCID 0000-0002-1905-3677

Julia Rauw
FH Aachen - University of Applied Sciences, Faculty of Mechanical Engineering and Mechatronics, Goethestrasse 1, 52064 Aachen, Germany

Teresa Piovesan
Deltares, Postbus 177, 2600 MH Delft, The Netherlands

and probably longer. It is a rich question in the sense that it involves several challenging factors: (I) multiple goals and objectives, (II) inflow uncertainty, (III) quantification of the value of reservoir water at the end of the planning horizon, and (IV) the nonlinear relation between discharge, head difference, and hydroelectric power generation.

With regards to (I), the *multiple objectives* typically stem from the various competing uses of reservoir water, such as water supply, flood control, recreation, and power generation. Typically, a priority ordering is assigned to the various uses, which then maps naturally to a multi-objective optimization technique known as lexicographic or sequential goal programming, see, e.g., [5, 7].

With regards to (II), *inflow uncertainty*, much has been published, see e.g. [10, 11, 6, 4]. Various satisfying techniques are available to incorporate this uncertainty. Further discussion of these is beyond the scope of this work.

With regards to (III), the *terminal cost problem*, the solution for short term planning is to refer to the annual rule curve; for long term planning, annual periodicity may be imposed. Alternatively, techniques based on the approximation of the Bellman value function or using Pontryagin's maximum principle produce optimal releases based on current system state only and hence do not require a terminal cost to be specified [10], at the expense of being unable to react to salient features in short-term forecasts. Again, further discussion of these issues is beyond the scope of this work.

In this paper, we focus on (IV), the *generation nonlinearity*,

$$P = g\rho\eta(Q, H_u, H_d)Q\Delta H, \quad (1)$$

with instantaneous hydroelectric generation P , gravitational constant g , density of water ρ , reservoir water level H_u , downstream water level H_d , turbine efficiency $\eta = \eta(Q, H_u, H_d)$, and head difference $\Delta H := H_u - H_d$. This equation is nonlinear and hence, if included as an equality constraint in an optimization problem, results in a formulation that is neither linear nor convex. As optimization problems which are not convex admit multiple locally optimal solutions [3], this results in a state of affairs where different optimization algorithms, whether gradient-based or evolutionary, may result in different solutions. Worse, different settings of the same algorithm may produce different results. This state of affairs is highly undesirable in an operational setting, where predictable and consistent decision support is expected.

Further insight is obtained by noting that, to obtain a particular generation P , this can either be achieved by a “high” turbine flow at “low” head, or by “low” turbine flow at “high” head; see also the isolines in Figure 1. Without a preference for low or high head being articulated, the generation request tracking problem is ambiguous.

Typically, the nonlinearity is removed either by linearizing Equation 1, for instance by fixing the efficiency and the head difference, i.e., by using $Q(\Delta H)_0$ for some fixed $(\Delta H)_0$ as opposed to the nonlinear product in Equation 1, or by piecewise linearization, whereby an integer variable is used to select the active linear model [8]. Standard linearization is inaccurate for planning

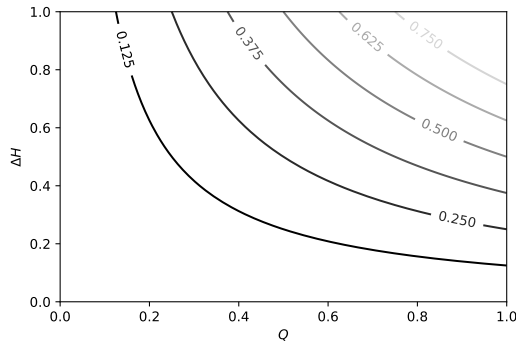


Fig. 1: Isolines of the function $f = Q\Delta H$ for $Q \in [0, 1]$ and $\Delta H \in [0, 1]$.

problems in which reservoir water levels vary significantly, whereas piecewise linearization introduces integer decision variables. Integer variables introduce the *curse of dimensionality*, i.e., rapid explosion of computational complexity as new reservoirs and/or time steps are introduced. Other authors include the full nonlinear relation in the optimization model and settle for a locally optimal solution close to a seed solution [13].

This work presents a new approach towards Equation 1. Based on earlier work on dynamic optimization subject to the shallow water equations [2], we show how a continuation method can be used to solve optimization problems subject to the nonlinear Equation 1, while retaining control over and insight into the local minimum obtained. In a nutshell the continuation method, also known as homotopy, is the process of continuously deforming of a mathematical object into another. The idea is to smoothly transition from a linear optimization problem to a nonlinear one while tracking the solutions obtained throughout this deformation. The approach is readily integrated with methods for challenges (I)-(III) such as goal programming and multi-stage stochastic optimization.

2 Parametric programming with continuation

In our earlier publication [2], we consider parametric optimization problems of the form

$$\begin{aligned} \min_x & f(x, \theta) \\ \text{subject to} & \quad c(x, \theta) = 0, \\ & \quad x \geq 0; \end{aligned} \quad (\mathcal{P}^\theta)$$

where x is the optimization variable, $\theta \in [0, 1]$ is a parameter, $f(x, \theta)$ is the objective function and $c(x, \theta) : \mathbb{R}^n \times [0, 1] \rightarrow \mathbb{R}^\ell$ denotes the set of constraints.

Throughout we assume that the functions f and c are at least twice differentiable. This class of optimization problems can be solved using the so-called interior point methods type of algorithms. For these one has to solve a sequence of barrier problems

$$\begin{aligned} \min_x f(x, \theta) - \mu \sum_{i=1}^n \ln(x_i) \\ \text{subject to } c(x, \theta) = 0, \\ x \in \mathbb{R}^n; \end{aligned} \quad (\mathcal{P}_\mu^\theta)$$

for a non-negative decreasing sequence of barrier parameters μ converging to zero. The key idea is that the optimum value of (\mathcal{P}_μ^θ) converges to an optimal solution of (\mathcal{P}^θ) as μ tends to zero.

Consider the Lagrangian function $\mathcal{L}_\mu(x, \lambda, \theta)$ for the barrier problem (\mathcal{P}_μ^θ) , that is

$$\mathcal{L}_\mu(x, \lambda, \theta) := f(x, \theta) - \mu \sum_{i=1}^n \ln(x_i) + \lambda^T c(x, \theta),$$

where λ is the vector of Lagrangian multipliers. Then any solution of (\mathcal{P}_μ^θ) is a solution of the system of equations:

$$\begin{aligned} \nabla_x \mathcal{L}_\mu(x, \lambda, \theta) = 0, \\ c(x, \theta) = 0. \end{aligned} \quad (2)$$

Let $F_\mu(x, \lambda, \theta)$ be the residual of the system of equations (2). The system

$$F_\mu(x, \lambda, \theta) = 0$$

admits a unique solution path in the neighborhood of x^* , λ^* , and θ^* if the Jacobian $\partial F_\mu(x^*, \lambda^*, \theta^*)/\partial(x, \lambda)$ is nonsingular.

Definition 1 For some fixed parameters $\hat{\theta} \in [0, 1]$ and $\mu > 0$, let \hat{x} be a solution of the parametric barrier problem $(\mathcal{P}_\mu^{\hat{\theta}})$ and $\hat{\lambda}$ be the corresponding Lagrange multipliers. The point $(\hat{x}, \hat{\lambda}, \hat{\theta})$ is called a *critical point* if the Jacobian $\partial F_\mu(\hat{x}, \hat{\lambda}, \hat{\theta})/\partial(x, \lambda)$ is singular.

To characterize the circumstances under which the parametric deformation process works well, i.e., does not admit singular points, we refer to the following two notions introduced in [2]:

Definition 2 We say that the parametric optimization problem (\mathcal{P}^θ) is *zero-convex* if (\mathcal{P}^0) is a convex optimization problem. That is, if $x \mapsto f(x, 0)$ is a convex function and if $x \mapsto c(x, 0)$ is linear.

The notion of zero-convexity captures the idea that there should be a unique solution at $\theta = 0$, and that such solution can be found using standard methods.

Definition 3 We say that the parametric optimization problem (\mathcal{P}^θ) is *path stable with respect to the interior point method* if its barrier formulation (\mathcal{P}_μ^θ) does not admit critical points for any $\theta \in [0, 1]$ and any $\mu > 0$.

Path stability implies that any solution path does not bifurcate or terminate and hence it is possible to track a local minimum of the optimization problem (\mathcal{P}^θ) as we continuously modify the parameter θ .

Zero-convex and path stable problems can be solved with a simple continuation algorithm as described in [2]. The same approach can be easily extended to parametric optimization problems with inequalities constraints and with bounded variables (see e.g. [2]).

In the following, we derive a parametric optimization problem that includes the nonlinear generation Equation 1 and that is zero-convex and path stable.

3 Hydroelectric generation

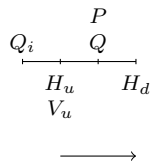


Fig. 2: Hydraulic variables governing hydroelectric generation P .

The instantaneous generation of a hydroelectric turbine is given by Equation (1), which we repeat here:

$$P = g\rho\eta(Q, H_u, H_d)Q\Delta H.$$

The head difference $\Delta H = H_u - H_d$ is a function of the upstream water level H_u and the downstream water level H_d . These, in turn, typically depend on the volume of water contained in the upstream and downstream sections. Consider, for instance, the upstream reservoir with volume V_u :

$$H_u = \Gamma(V_u) \quad (3)$$

with a strictly increasing, twice differentiable volume-level relation Γ . As the inverse function Γ^{-1} clearly exists, the variable V_u is fully determined by H_u . Moreover, as a reservoir's surface area generally increases with the water level, Γ is typically a concave function. The volume of water contained in the reservoir, V_u , is also influenced by the reservoir outflow Q through the linear mass balance relation:

$$\frac{\partial V_u}{\partial t} = Q_i - Q, \quad (4)$$

with upstream inflow Q_i . The upstream inflow could either be a time series boundary condition, or, if it is the outflow from a reservoir further upstream, another optimization variable. Similarly, H_d could be a downstream boundary condition, or it could be related to the volume of a reservoir further downstream. These hydraulic variables are shown in Figure (2).

We discretize the equations in time for equidistant timesteps t_j for $j \in \{1, \dots, T\}$. Such discretization is straight forward for Equations (1)-(3) and implicit for Equation (4):

$$\frac{V_u(t_j) - V_u(t_{j-1})}{\Delta t} - Q_i(t_j) + Q(t_j) = 0. \quad (c_{3,j})$$

For technical reasons that will be apparent in the next section, we split the optimization variables into two types: the *proper* and the *redundant* ones. The main difference is that the constraints must be linear with respect with the proper variables, while the redundant variables can have nonlinear relationships.

Let us introduce an alias variable \tilde{Q} , where $\tilde{Q} = Q$. We define the redundant variables x_r to be $(\tilde{Q}, V_u, \Delta H)$. Note that we can reformulate the turbine efficiency function $\eta(Q, H_u, H_d)$ using the variables \tilde{Q}, V_u and ΔH . Indeed, the following simple relationships hold: $Q = \tilde{Q}$, $H_u = \Gamma^{-1}(V_u)$ and $H_d = \Gamma^{-1}(V_u) - \Delta H$. Let $\tilde{\eta}(\tilde{Q}, V_u, \Delta H)$ be the appropriate reformulation of the turbine efficiency function, then we can rewrite Equation (1) as

$$P = g\rho\tilde{\eta}(\tilde{Q}, V_u, \Delta H)\tilde{Q}\Delta H.$$

The last ingredient we need in order to be able to apply the continuation method is the linear approximations of the nonlinear equations (1) and (3). A linear model approximating Equation (1) is given by

$$P(t_j) = g\rho\eta_0 Q(t_j)(\Delta H)_0$$

with scalars η_0 and $(\Delta H)_0$. A linear level-volume relation (3) is given as

$$H_u(t_j) = \alpha_\Gamma V_u(t_j) + \beta_\Gamma$$

for some appropriately chosen coefficients α_Γ and β_Γ . We can assume α_Γ to be a positive scalar since the function Γ is strictly increasing, that is, $\partial\Gamma/\partial V_u$ is strictly positive.

Using the homotopy parameter $\theta \in [0, 1]$, we obtain the following parametric constraints:

$$P(t_j) - g\rho[(1 - \theta)\eta_0 Q(t_j)(\Delta H)_0 + \theta\tilde{\eta}(\tilde{Q}(t_j), V_u(t_j), \Delta H(t_j))\tilde{Q}(t_j)\Delta H(t_j)] = 0 \quad (c_{1,j})$$

and

$$H_u(t_j) - (1 - \theta)(\alpha_\Gamma V_u(t_j) + \beta_\Gamma) - \theta\Gamma(V_u(t_j)) = 0. \quad (c_{2,j})$$

Beside the equations $(c_{3,j})$, $(c_{1,j})$, $(c_{2,j})$, our system will be constrained by the relations

$$\Delta H(t_j) - H_u(t_j) + H_d(t_j) = 0 \quad (c_{4,j})$$

and

$$Q(t_j) - \tilde{Q}(t_j) = 0, \quad (c_{5,j})$$

for any $j \in \{1, \dots, N\}$.

4 Analysis of zero-convexity and path stability

In this section we will show that zero-convexity and path-stability hold for optimization problems containing the constraints $(c_{1,j}) - (c_{5,j})$. Throughout this section we call the optimization variables $(\tilde{Q}, V_u, \Delta H)$ *redundant* and all the other ones *proper*.

We need the following assumptions:

BND All the proper optimization variables have a lower bound, an upper bound, or both. None of the redundant variables have bounds.

OBJ The objective function is of the form

$$f(x, \theta) = f_r(x_r, \theta) + \sum_{k \in K} a_k x_k^2 + \sum_{l \in L} b_l x_l$$

with $a_k, b_l \in \mathbb{R}$ such that $a_k \geq 0$ and $f_r(x_r, \theta)$ is a function of the redundant variables x_r such that $x \mapsto f_r(x_r, 0)$ is convex.

LIN All additional constraints are affine functions of the optimization variables.

IND The gradients of all equality constraints form a linearly independent set.

Lemma 1 *The gradients for the constraints $(c_{1,j}) - (c_{5,j})$ are linearly independent. Moreover, the constraints $(c_{2,j})$, $(c_{4,j})$ and $(c_{5,j})$ span the space of the redundant variables x_r .*

Proof We first prove the linear independence. Consider a fix timestep t_j and let \hat{x} be the vector of the variables $P(t_j), H_u(t_j), H_d(t_j), Q(t_j), Q_i(t_j)$

$$\begin{aligned} \left. \frac{\partial c_{1,j}}{\partial x} \right|_{\hat{x}} &= (1, 0, 0, 0, 0), \\ \left. \frac{\partial c_{2,j}}{\partial x} \right|_{\hat{x}} &= (0, 1, 0, 0, 0), \\ \left. \frac{\partial c_{3,j}}{\partial x} \right|_{\hat{x}} &= (0, 0, 0, 1, -1), \\ \left. \frac{\partial c_{4,j}}{\partial x} \right|_{\hat{x}} &= (0, -1, 1, 0, 0), \\ \left. \frac{\partial c_{5,j}}{\partial x} \right|_{\hat{x}} &= (0, 0, 0, 1, 0), \end{aligned}$$

It is clear that the set of vectors $\{\partial c_{i,j}/\partial x : i \in \{1, \dots, 5\}\}$ is linearly independent for any $j \in \{1, \dots, T\}$. Moreover, for any $j \in \{1, \dots, T\}$, since $c_{3,j}$ is the only constraint containing the variable $Q_i(t_j)$ and $\partial c_{i,j}/\partial x|_{Q_i(t_j)=1} = 1$, the gradient of $c_{3,j}$ is linearly independent from set of all the gradients of the other constraints. We can conclude the linear independence by noticing that for $i \in \{1, 2, 4, 5\}$ the gradient $\partial c_{i,j}/\partial x$ has non-zero entries only for variables depending on the timestep t_j .

We now prove that the constraints $(c_{2,j})$, $(c_{4,j})$ and $(c_{5,j})$ span the space of redundant variables. Order the redundant variables as $x_r = (V_u(t_j), \Delta H(t_j), \tilde{Q}(t_j))$, then:

$$\begin{aligned} \left. \frac{\partial c_{2,j}}{\partial x} \right|_{x_r} &= (\gamma, 0, 0), \\ \left. \frac{\partial c_{4,j}}{\partial x} \right|_{x_r} &= (0, 1, 0), \\ \left. \frac{\partial c_{5,j}}{\partial x} \right|_{x_r} &= (0, 0, 1), \end{aligned}$$

where $\gamma = -(1 - \theta)\alpha_\Gamma - \theta\partial\Gamma(V_u(t_j))/\partial V_u(t_j)$. This is strictly different from zero as both α_Γ and $\partial\Gamma(V_u(t_j))/\partial V_u(t_j)$ are positive numbers. Therefore, $(c_{2,j})$, $(c_{4,j})$ and $(c_{5,j})$ span the space of the redundant variables.

Lemma 2 *Assume BND, OBJ, and LIN. Let us partition the variables x into (x_p, x_r) . Then the Hessian of the Lagrangian with respect to the variables x , $\nabla_{xx}^2 \mathcal{L}_\mu(x, \lambda, \theta)$, has the following block structure:*

$$\nabla_{xx}^2 \mathcal{L}_\mu(x, \lambda, \theta) = \begin{pmatrix} \nabla_{x_p x_p}^2 \mathcal{L}_\mu & 0 \\ 0 & \nabla_{x_r x_r}^2 \mathcal{L}_\mu \end{pmatrix}$$

where $\nabla_{x_p x_p}^2 \mathcal{L}_\mu$ is a diagonal nonsingular matrix.

Proof Due to OBJ and LIN, the only non-zero off-diagonal entries of the Hessian are the ones corresponding to the redundant constraints $\nabla_{x_r x_r}^2 \mathcal{L}_\mu$.

Assumption BND implies that the second derivatives of the logarithmic barrier function give a positive contribution to all the diagonal entries of the matrix $\nabla_{x_p x_p}^2 \mathcal{L}_\mu$. Moreover, OBJ implies that the second derivative of the objective function can only have a positive contribution to the diagonal entries of $\nabla_{x_p x_p}^2 \mathcal{L}_\mu$ and hence this matrix is diagonal and nonsingular.

Proposition 1 *Assume BND, OBJ, LIN, and IND. Then the Jacobian matrix $\partial F_\mu(x, \lambda, \theta)/\partial(x, \lambda)$ is nonsingular for all feasible (x, λ) and all $\theta \in [0, 1]$.*

Proof The Jacobian matrix $\partial F_\mu(x, \lambda, \theta)/\partial(x, \lambda)$ has the following block structure:

$$\frac{\partial F_\mu(x, \lambda, \theta)}{\partial(x, \lambda)} = \begin{pmatrix} \nabla_{xx}^2 \mathcal{L}_\mu & B^T \\ B & 0 \end{pmatrix},$$

where $\nabla_{xx}^2 \mathcal{L}_\mu$ has the block-diagonal structure as in Lemma 2 and $B = \nabla_x c(x, \theta)$.

From Lemma 1, we know that there exists a subset of constraints c^S such that $\nabla_{x_r} c^S$ has full-rank. Then, through elementary row operations, we can transform the Jacobian such that $\nabla_{x_r x_r}^2 \mathcal{L}_\mu$ becomes a nonsingular, upper-diagonal matrix D and

$$\frac{\partial F_\mu(x, \lambda, \theta)}{\partial(x, \lambda)} = \begin{pmatrix} A & B^T \\ B & 0 \end{pmatrix}, \quad \text{where} \quad A := \begin{pmatrix} \nabla_{x_p x_p}^2 \mathcal{L}_\mu & C \\ 0 & D \end{pmatrix}.$$

By construction, A is a nonsingular, upper-diagonal matrix. Taking the Schur complement with respect to the matrix A and since (IND) implies that B is full rank, we have

$$\text{rank} \frac{\partial F_\mu(x, \lambda, \theta)}{\partial(x, \lambda)} = \text{rank} A + \text{rank}(BA^{-1}B^T) = \text{rank} A + \text{rank} B = |x| + |c|,$$

which is exactly the dimensionality of our Jacobian. Hence, the Jacobian matrix $\partial F_\mu(x, \lambda, \theta)/\partial(x, \lambda)$ is nonsingular.

Theorem 1 *Assume BND, OBJ, LIN, and IND. Then the optimization problem $F_\mu(x, \lambda, \theta) = 0$ is zero-convex and path stable.*

Proof Zero-convexity follows directly by OBJ, LIN and the way the constraints $(c_{1,j}) - (c_{5,j})$ were constructed. Path stability follows from Proposition 1.

Remark 1 In production, we can drop the alias variable \tilde{Q} . If this were not the case, we could create a bifurcation in the non-aliased problem, and introduce it into the aliased problem, which would be a contradiction.

5 Solution algorithm

We now summarize the full solution algorithm [2]:

1. Set $\theta = 0$.
2. Store seed solution, if any.
3. Continue until $\theta = 1$:
 - (a) Retrieve stored solution and set as initial guess.
 - (b) Solve and store solution.
 - (c) Increase θ .

Note that the subproblem for the first step of the algorithm has linear constraints. As such, a feasible seed solution is readily obtained using standard techniques such as linear programming. This subproblem is also convex, whence every solution is also globally optimal. The latter condition ensures a well-defined starting point for the homotopy process.

The homotopy parameter θ is increased with a fixed increment every time. This increment should be chosen to be sufficiently small for the algorithm to converge.

In the next section, we illustrate the method with an example problem.

6 Example

We consider a two-reservoir system with a constant upstream inflow boundary condition as in Figure 3. All reservoir outflow is routed through turbines; for clarity of the results, spillways are not considered here (but are readily added). The model parameters and initial conditions are summarized in Table 1.

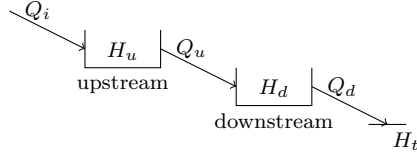


Fig. 3: Schematic overview of example reservoir system.

Parameter	Value	Description
N	48	Number of time steps
Δt	1 h	Time step size
Q_i	100 m ³ /s	Upstream inflow
$\eta_{u,d}$	0.85	Turbine efficiency (upstream and downstream)
g	9.81 m/s ²	Gravitational constant
ρ	1000 kg/m ³	Density of water
A_u	10 ⁵ m ²	Surface area of the upstream reservoir
A_d	10 ⁵ m ²	Surface area of the downstream reservoir
$H_{b,u}$	1000 m	Bottom level of the upstream reservoir
$H_{b,d}$	900 m	Bottom level of the downstream reservoir
H_t	800 m	Tailwater level
$(\Delta H_u)_0$	80 m	Upstream level difference in linear model
$(\Delta H_d)_0$	125 m	Downstream head difference in linear model
$H_u(t_0)$	1005 m	Initial level of the upstream reservoir
$H_d(t_0)$	925 m	Initial level of the downstream reservoir
$H_{u,max}$	1030 m	Maximum level of the upstream reservoir
$H_{d,max}$	930 m	Maximum level of the downstream reservoir
$Q_{u,max}$	100 m ³ /s	Maximum release of the upstream reservoir
$Q_{d,max}$	100 m ³ /s	Maximum release of the downstream reservoir
$P_{u,max}$	1 GW	Maximum generation of the upstream reservoir
$P_{d,max}$	1 GW	Maximum generation of the downstream reservoir

Table 1: Parameters for the example problem.

Our optimization objective is to maximize the total hydroelectric generation over the planning horizon:

$$\max \sum_{j=1}^N P_u(t_j) + P_d(t_j)$$

subject to the additional constraints

$$\begin{aligned} H_{b,u} &\leq H_u(t_j) \leq H_{u,max}, & H_{b,d} &\leq H_d(t_j) \leq H_{d,max}, \\ 0 &\leq Q_u(t_j) \leq Q_{u,max}, & 0 &\leq Q_d(t_j) \leq Q_{d,max}, \\ 0 &\leq P_u(t_j) \leq P_{u,max}, & 0 &\leq P_d(t_j) \leq P_{d,max} \end{aligned}$$

for all t_j .

For this example, we apply a constant turbine efficiency as well as the linear volume-level relation

$$\begin{aligned} V_u(t_j) &= A_u(H_u(t_j) - H_{b,u}), \\ V_d(t_j) &= A_d(H_d(t_j) - H_{b,d}). \end{aligned}$$

This optimization problem was coded in Python using the CasADi package [1] for algorithmic differentiation, and connected to the IPOPT optimization solver [14]. The results of applying the method are shown in Figure 4, where the simultaneous deformation of all hydraulic variables is clearly visible.

For the linear model, i.e., for $\theta = 0$, generation is a function of turbine flow only and hence the optimal solution is to realize the maximum allowed turbine flow at all times. For the fully non-linear model, i.e., for $\theta = 1$, generation is proportional to the product of turbine flow *and* head difference. In this case, the optimal solution is to *first* realize a higher head difference, and *then* to produce the maximum allowed turbine flow. During the 48 hours considered in this planning problem, the non-linear solution produces approximately 310 MWh more energy than the linear solution (an increase of approximately 4%).

On a MacBook Pro with 2.9 GHz Intel Core i5 CPU, the example takes approximately 550 ms to solve.

The complete source code is available online at <https://github.com/jbaayen/hydropower-homotopy-example/blob/master/Example.ipynb>.

7 Conclusions

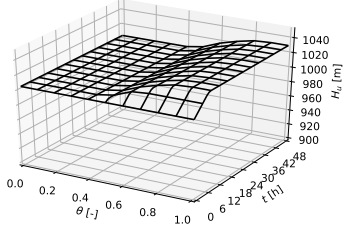
In this paper we presented a methodology to carry out numerical optimal control of reservoir systems with hydroelectric generation. By introducing a suitable parametric deformation, we were able to derive a deterministic algorithm to arrive at a local optimum of the nonconvex optimization problem. This optimum is consistent in the sense that it is fully determined by the choice of parametric deformation. The approach hinges on the notions of *zero-convexity* and *path stability*, i.e., the property of a parametric optimization problem that I) it has linear constraints at the parameter starting value and II) that when computing a path of solutions as a function of the parameter, no bifurcations arise. Path stability ensures determinism and numerical stability of the solution process, and renders this class of numerical optimal control problems suitable for deployment in decision support systems based on model predictive control. Finally, with an example problem, we illustrate how even in simple cases taking head variation into account can result in a 4% increase of generation output.

8 Conflict of Interest

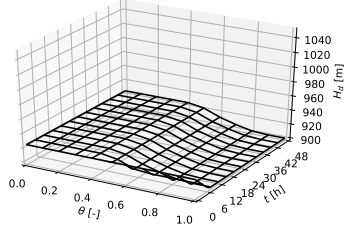
The authors declare that they have no conflict of interest.

References

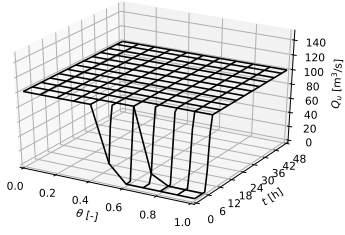
1. Andersson, J., Åkesson, J., Diehl, M.: CasADi: A symbolic package for automatic differentiation and optimal control. In: *Lecture Notes in Computational Science and Engineering*, vol. 87 LNCSE, pp. 297–307 (2012). DOI 10.1007/978-3-642-30023-3_27
2. Baayen, J., Piovesan, T.: A continuation approach to nonlinear model predictive control of open channel systems. *ArXiv e-prints* (2018)
3. Boyd, S., Vandenberghe, L.: *Convex Optimization*. Cambridge University Press (2004). DOI 10.1109/TMI.2010.2080282
4. Braaten, S.V., Gjønnnes, O., Hjertvik, K., Fleten, S.E.: Linear Decision Rules for Seasonal Hydropower Planning: Modelling Considerations. *Energy Procedia* **87**, 28–35 (2016). DOI 10.1016/j.egypro.2015.12.354
5. Eschenbach, E.A., Magee, T., Zagona, E., Goranflo, M., Shane, R.: Goal Programming Decision Support System for Multiobjective Operation of Reservoir Systems. *Journal of Water Resources Planning and Management* **127**(2), 108–120 (2001). DOI 10.1061/(ASCE)0733-9496(2001)127:2(108)
6. Gauvin, C., Delage, E., Gendreau, M.: A robust optimization model for the risk averse reservoir management problem. Tech. rep., GERAD HEC Montréal (2015)
7. Gijsbers, P.J.A., Baayen, J.H., ter Maat, G.J.: Quick scan tool for water allocation in the Netherlands. In: *Environmental Software Systems, ISESS 2017* (2017)
8. Labadie, J.W.: Optimal operation of multireservoir systems: state-of-the-art review. *Journal of water resources planning and management* **130**(2), 93–111 (2004)
9. Lane, E.W.: The control of the TVA storage reservoirs for the most economical power production. Tech. rep., Tennessee Valley Authority (1944)
10. Pereira, M.: Optimal stochastic operations scheduling of large hydroelectric systems. *International Journal of Electrical Power & Energy Systems* **11**(3), 161–169 (1989)
11. Raso, L., Schwanenberg, D., van de Giesen, N., van Overloop, P.: Short-term optimal operation of water systems using ensemble forecasts. *Advances in water resources* **71**, 200–208 (2014)
12. Reed, P.M., Hadka, D., Herman, J.D., Kasprzyk, J.R., Kollat, J.B.: Evolutionary multiobjective optimization in water resources: The past, present, and future. *Advances in water resources* **51**, 438–456 (2013)
13. Schwanenberg, D., Becker, B.P.J., Xu, M.: The open real-time control RTC-Tools software framework for modeling RTC in water resources systems. *Journal of Hydroinformatics* **17**(1), 130 (2015). DOI 10.2166/hydro.2014.046
14. Wächter, A., Biegler, L.T.: On the implementation of an interior-point filter line-search algorithm for large-scale nonlinear programming. *Mathematical Programming* **106**(1), 25–57 (2006). DOI 10.1007/s10107-004-0559-y
15. Yeh, W.W.G.: Reservoir management and operations models: A state-of-the-art review. *Water resources research* **21**(12), 1797–1818 (1985)



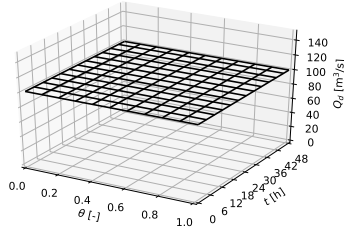
(a) Upstream reservoir level $H_u = H_u(\theta, t)$



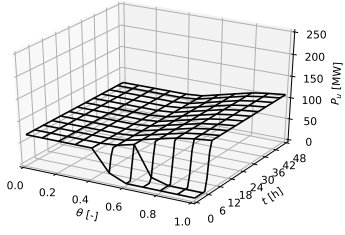
(b) Downstream reservoir level $H_d = H_d(\theta, t)$



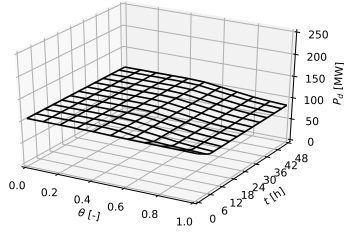
(c) Upstream release $Q_u = Q_u(\theta, t)$



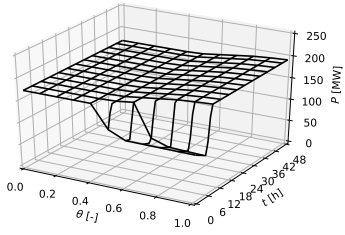
(d) Downstream release $Q_d = Q_d(\theta, t)$



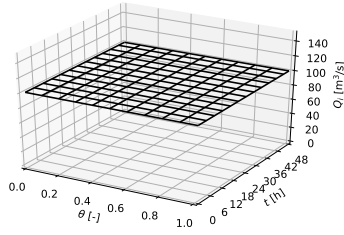
(e) Upstream generation $P_u = P_u(\theta, t)$



(f) Downstream generation $P_d = P_d(\theta, t)$



(g) Total generation $P = P(\theta, t)$



(h) Upstream inflow Q_i

Fig. 4: Evolution of hydraulic variables as a function of the homotopy parameter θ and time t