

Tilings of the Sphere by Congruent Pentagons I: Edge Combinations a^2b^2c and a^3bc

Er Xiao Wang*, Zhejiang Normal University
Min Yan†, Hong Kong University of Science and Technology

November 27, 2024

Abstract

We develop the basic tools for classifying edge-to-edge tilings of the sphere by congruent pentagons. Then we prove that, for the edge combination a^2b^2c , such tilings are three two-parameter families of pentagonal subdivisions of the Platonic solids, with 12, 24 and 60 tiles. We also prove that, for the edge combination a^3bc , such tilings are two unique double pentagonal subdivisions of the Platonic solids, with 48 and 120 tiles.

Keywords: Spherical tiling, Pentagon, Classification.

1 Introduction

Mathematicians have studied tilings for more than 100 years. A lot is known about tilings of the plane and the Euclidean space [7, 15]. However, results about tilings of the sphere are relatively rare. A major achievement in this regard is the complete classification of edge-to-edge tilings of the sphere by congruent triangles. The classification was started by Sommerville [8] in 1923 and completed by Ueno and Agaoka [9] in 2002. For tilings of the sphere by

*Research was supported by ZJNU Shuang-Long Distinguished Professorship Fund No. YS304319159.

†Research was supported by Hong Kong RGC General Research Fund 16303515 and 16305920.

congruent pentagons, we know the classification for the minimal case of 12 tiles [1, 3].

Spherical tilings are relatively easier to study than planar tilings, because the former involve only finitely many tiles. The classifications in [3, 9] not only give the complete list of tiles, but also the ways the tiles are fit together. It is not surprising that such kind of classifications for the planer tilings are only possible under various symmetry conditions, because the quotients of the plane by the symmetries often become compact.

Like the earlier works, we restrict ourselves to edge-to-edge tilings of the sphere by congruent polygons, such that all vertices have degree ≥ 3 . These are mild and natural assumptions that simplify the discussion. The polygon in such a tiling must be triangle, quadrilateral, or pentagon (see [10], for example). We believe that pentagonal tilings should be relatively easier to study than quadrilateral tilings because 5 is an “extreme” among 3, 4, 5. Indeed, many properties on pentagonal tilings in Section 2 have no or less restrictive counterparts for quadrilateral tilings. Moreover, a preliminary exploration on quadrilateral tilings [10] also showed the difficulty of the problem.

The lengths of five edges of the pentagon in our tiling may have five possible combinations (Lemma 9): $a^2b^2c, a^3bc, a^3b^2, a^4b, a^5$. Here a^2b^2c means the five edge lengths are a, a, b, b, c , with a, b, c distinct. In this paper, we classify for the first two edge combinations. The pentagons are given by Figure 1, where a, b, c are the normal, thick, and dashed lines.

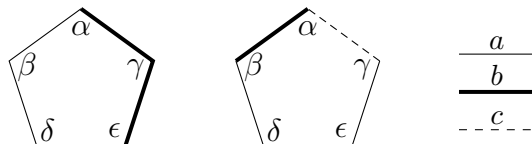


Figure 1: Pentagons with the edge combinations a^2b^2c and a^3bc .

Theorem. *Edge-to-edge tilings of the sphere by congruent pentagons with the edge combination a^2b^2c (a, b, c distinct) are the following:*

1. *Pentagonal subdivision of the tetrahedron, with 12 tiles.*
2. *Pentagonal subdivision of the octahedron (or cube), with 24 tiles.*
3. *Pentagonal subdivision of the icosahedron (or dodecahedron), with 60 tiles.*

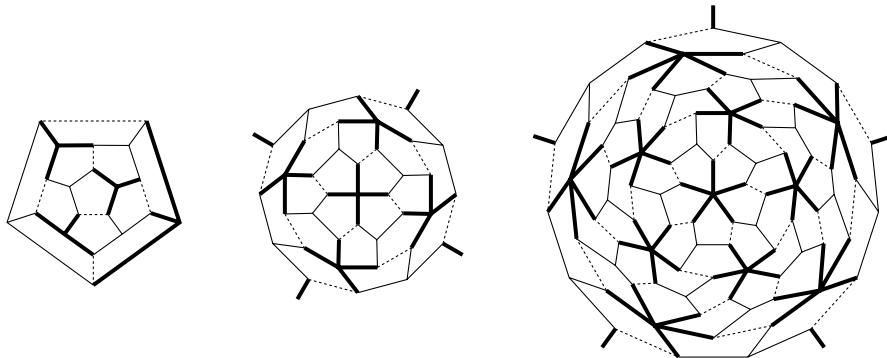


Figure 2: Pentagonal subdivision tilings for a^2b^2c .

Pentagonal subdivision is introduced in Section 3.1. The operation can be applied to any tiling on an oriented surface. Since the dual tiling has the same pentagonal subdivision tiling, the five Platonic solids give three pentagonal subdivision tilings, in Figure 2. We already proved in [1, 3] that edge-to-edge tilings of the sphere by (the minimal number of) 12 congruent pentagons is the deformed dodecahedron given by the first of Figure 2, and is exactly the first family in the theorem.

The pentagonal subdivision tilings allow two free parameters. Therefore tilings for the edge combination a^2b^2c form a two dimensional moduli. We have detailed description of the moduli in [12].

Theorem. *Edge-to-edge tilings of the sphere by congruent pentagons with the edge combination a^3bc (a, b, c distinct) are the following:*

1. *Double pentagonal subdivision of the octahedron (or cube), with 48 tiles.*
2. *Double pentagonal subdivision of the icosahedron (or dodecahedron), with 120 tiles.*

Double pentagonal subdivision is introduced in Section 3.2. Unlike pentagonal subdivision, each tiling allows only one specific pentagon, and we provide the exact values in Section 3.2.

We also have the double pentagonal subdivision of the tetrahedron, with 24 tiles. However, the tiling is not included in the theorem because the pentagon has $b = c$, which means the tiling has the edge combination a^3b^2 . We still give the exact values for this tiling in Section 3.2. We also remark that the tiling is a degenerate case ($a = c$ in a^2b^2c) of the pentagonal subdivision

of the octahedron. The discussion of the tiling from this viewpoint can be found in [11, Section 7.1].

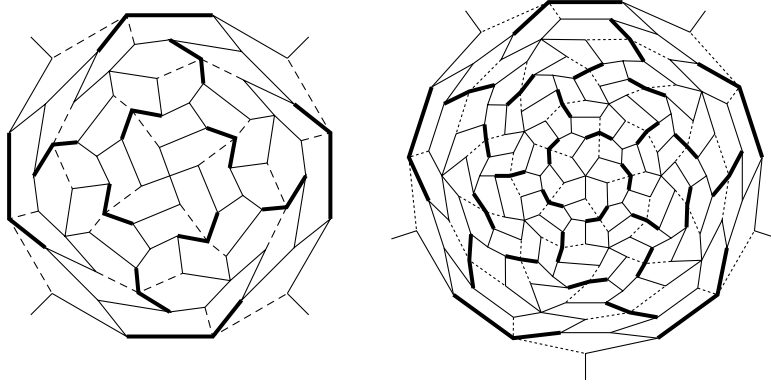


Figure 3: Double pentagonal subdivision tilings for a^3bc .

We developed the general combinatorial theory of pentagonal subdivision and double pentagonal subdivision on any surface in [14]. There is a more fundamental theory of simple pentagonal subdivision of quadrilateral tilings, that underlies the two pentagonal subdivisions.

The edge combination a^3b^2 is more complicated due to less edge length information. The second paper [11] of the series will handle this combination, where we find fifteen tilings. The edge combination a^5 (i.e., equilateral) has no edge length information, and requires a completely different technique. The third paper [2] will handle this case, where we find eight tilings.

After the current series of three papers, the remaining case is the edge combination a^4b , which we call *almost equilateral*. The case is much more challenging, and will be the subject of another series [5, 6].

This paper is organized as follows. Section 2 is the basic facts and techniques about tilings of the sphere by congruent pentagons. Section 3 introduces pentagonal and double pentagonal subdivisions. Sections 4 and 5 prove the two classification theorems.

We would like to thank Ka Yue Cheuk and Ho Man Cheung. Some of their initial work on the pentagonal tilings of the sphere are included in this paper. We would also like to thank Hoi Ping Luk, whose MPhil thesis [4] underlies the computation of the anglewise vertex combination in Section 2.4, and who contributed to the efficient notation for the adjacent angle deduction in Section 2.5.

2 Basic Facts

By [3, Lemma 1], any tiling of the sphere has a simple tile, in the sense that the boundary does not cross itself. Since all tiles in our tiling are congruent, all tiles are simple.

Throughout this paper, a pentagonal tiling is always an *edge-to-edge* tiling of the sphere by *simple* pentagons, such that all vertices have degree ≥ 3 .

2.1 Vertex

Let v, e, f be the numbers of vertices, edges, and tiles. Let v_k be the number of vertices of degree k . We have

$$\begin{aligned} 2 &= v - e + f, \\ 2e &= 5f = \sum_{k=3}^{\infty} kv_k = 3v_3 + 4v_4 + 5v_5 + \cdots, \\ v &= \sum_{k=3}^{\infty} v_k = v_3 + v_4 + v_5 + \cdots. \end{aligned}$$

Then it is easy to derive $2v = 3f + 4$ and

$$\frac{f}{2} - 6 = \sum_{k \geq 4} (k - 3)v_k = v_4 + 2v_5 + 3v_6 + \cdots, \quad (2.1)$$

$$v_3 = 20 + \sum_{k \geq 4} (3k - 10)v_k = 20 + 2v_4 + 5v_5 + 8v_6 + \cdots. \quad (2.2)$$

By (2.1), f is an even integer ≥ 12 . Since tilings by 12 congruent pentagons have been classified in [1, 3], we may assume $f > 12$. Moreover, by (2.1), $f = 14$ implies $v_4 = 1$ and $v_k = 0$ for $k > 4$. By [13, Theorem 1], this is impossible. Therefore we will always assume that f is an even integer ≥ 16 , in all the papers in the series.

The equality (2.2) shows that most vertices have degree 3. We call vertices of degree > 3 *high degree* vertices.

Lemma 1. *Any pentagonal tiling of the sphere has a tile, such that four vertices have degree 3 and the fifth vertex has degree 3, 4 or 5.*

We call the tile in the lemma a *special tile*. We have three types of special tiles, which we call 3^5 -tile, 3^44 -tile, and 3^45 -tile. The neighbourhood of this

special tile is given by the first three of Figure 4. For 3^44 -tile and 3^45 -tile, we indicate the fifth vertex H (of degree 4 or 5) by \bullet . The fourth of Figure 4 is the common part of the three types of neighbourhoods, which we call a *partial neighbourhood*. We always label the tiles in the partial neighbourhood as in the picture.

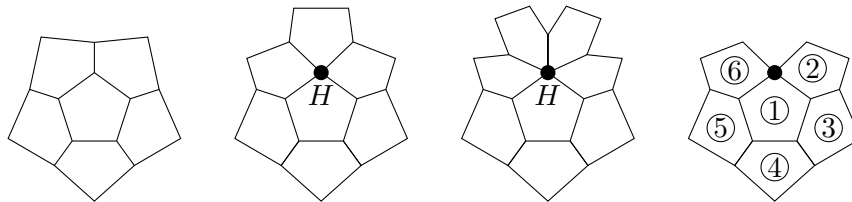


Figure 4: Neighborhood and partial neighbourhood of a special tile.

Proof. If a pentagonal tiling of the sphere has no special tile, then each tile either has at least one vertex of degree ≥ 6 , or has at least two vertices of degree 4 or 5. Since a degree k vertex is shared by at most k tiles, the number of tiles of the first kind is $\leq \sum_{k \geq 6} kv_k$, and the number of tiles of the second kind is $\leq \frac{1}{2}(4v_4 + 5v_5)$. Therefore we have

$$f \leq \frac{1}{2}(4v_4 + 5v_5) + \sum_{k \geq 6} kv_k.$$

On the other hand, by (2.1), we have

$$\begin{aligned} f - \frac{1}{2}(4v_4 + 5v_5) - \sum_{k \geq 6} kv_k &= 12 + \sum_{k \geq 4} 2(k-3)v_k - \frac{1}{2}(4v_4 + 5v_5) - \sum_{k \geq 6} kv_k \\ &= 12 + \frac{3}{2}v_5 + \sum_{k \geq 6} (k-6)v_k > 0. \end{aligned}$$

We get a contradiction. \square

Lemma 2. *If a pentagonal tiling of the sphere has no 3^5 -tile, then $f \geq 24$. Moreover, if $f = 24$, then each tile is a 3^44 -tile.*

Proof. If there is no 3^5 -tile, then each tile has at least one vertex of degree

≥ 4 . This implies $f \leq \sum_{k \geq 4} kv_k$. By (2.1), we have

$$\begin{aligned} f &= 2f - f \geq 24 + \sum_{k \geq 4} 4(k-3)v_k - \sum_{k \geq 4} kv_k \\ &= 24 + \sum_{k \geq 4} 3(k-4)v_k \geq 24. \end{aligned}$$

Moreover, the equality happens if and only if $v_k = 0$ for $k > 4$ and $f = \sum_{k \geq 4} kv_k = 4v_4$. By no 3^5 -tile, this means that each tile is a 3^4 -tile. \square

Lemma 3. *If a pentagonal tiling of the sphere has no 3^5 -tile and no 3^4 -tile, then $f \geq 60$. Moreover, if $f = 60$, then each tile is a 3^4 5-tile.*

Proof. If there is no 3^5 -tile and no 3^4 -tile, then each tile either has at least two vertices of degree 4, or has at least one vertex of degree ≥ 5 . This implies $f \leq \frac{1}{2}4v_4 + \sum_{k \geq 5} kv_k$. By (2.1), we have

$$\begin{aligned} f &= 5f - 4f \geq 60 + \sum_{k \geq 4} 10(k-3)v_k - 8v_4 - \sum_{k \geq 5} 4kv_k \\ &= 60 + 2v_4 + \sum_{k \geq 5} 6(k-5)v_k \geq 60. \end{aligned}$$

Moreover, the equality happens if and only if $v_4 = v_6 = v_7 = \dots = 0$ and $f = \frac{1}{2}4v_4 + \sum_{k \geq 5} kv_k = 5v_5$. By no 3^5 -tile and no 3^4 -tile, this means that each tile is a 3^4 5-tile. \square

2.2 Angle

The sum of all angles (*angle sum*) at a vertex is 2π . The following is the *angle sum for pentagon*.

Lemma 4. *If all tiles in a tiling of the sphere by f pentagons have the same five angles $\alpha, \beta, \gamma, \delta, \epsilon$, then*

$$\alpha + \beta + \gamma + \delta + \epsilon = \left(3 + \frac{4}{f}\right)\pi.$$

Proof. Since the angle sum of each vertex is 2π , the total sum of all angles in the tiling is $2\pi v$. Moreover, the sum of five angles in each tile is $\Sigma = \alpha + \beta + \gamma + \delta + \epsilon$, and the total sum of all angles is $f\Sigma$. Therefore we get $2\pi v = f\Sigma$. By $3f = 2v - 4$, we further get

$$\Sigma = 2\pi \frac{v}{f} = \left(3 + \frac{4}{f}\right)\pi. \quad \square$$

The lemma does not require that the angles are arranged in the same way in all tiles, and does not require that the edges are straight (i.e., great arcs). However, if we additionally know that all edges are straight, then all tiles have the same area $\Sigma - 3\pi$, and the equality in the lemma follows from the fact that the total area $f(\Sigma - 3\pi)$ is the area 4π of the sphere.

The angles in Lemma 4 refer to the values, and some angles among the five may have the same value. For example, if the five values are $\alpha, \alpha, \alpha, \beta, \beta$, with $\alpha \neq \beta$ (distinct values), then we say the pentagon has the *angle combination* $\alpha^3\beta^2$. The following is about the distribution of angles.

Lemma 5. *If an angle appears at every degree 3 vertex in a tiling of the sphere by pentagons with the same angle combination, then the angle appears at least two times in the pentagon.*

Proof. If an angle θ appears only once in the pentagon, then the total number of times θ appears in the whole tiling is f , and the total number of non- θ -angles is $4f$. If θ appears at every degree 3 vertex, then $f \geq v_3$, and non- θ -angles appear $\leq 2v_3$ times at degree 3 vertices. Moreover, non- θ -angles appear $\leq \sum_{k \geq 4} kv_k$ times at high degree vertices. Therefore we have

$$4v_3 \leq 4f \leq 2v_3 + \sum_{k \geq 4} kv_k.$$

On the other hand, by (2.2), we have

$$\begin{aligned} 4v_3 - 2v_3 - \sum_{k \geq 4} kv_k &= 40 + \sum_{k \geq 4} (2(3k - 10) - k)v_k \\ &= 40 + \sum_{k \geq 4} 5(k - 4)v_k > 0. \end{aligned}$$

We get a contradiction. □

Unlike Lemma 4, which is explicitly about the values of angles, Lemma 5 only counts the number of angles. The counting only requires us to distinguish angles. Besides values, we may also use the bounding edge lengths to distinguish angles. For example, the five angles in the first of Figure 1 are distinguished as *ab*-angle α , *a*²-angle β , *b*²-angle γ , *ac*-angle δ , and *bc*-angle ϵ . In fact, we may even use both values and bounding edges to distinguish angles. Lemma 5 (and the subsequent Lemmas 6, 7, 8) applies to any way that distinguishes angles.

Lemma 6. *If an angle appears at least twice at every degree 3 vertex in a tiling of the sphere by pentagons with the same angle combination, then the angle appears at least three times in the pentagon.*

Proof. If an angle θ appears only once in the pentagon, then by Lemma 5, it cannot appear at every degree 3 vertex. If it appears twice in the pentagon, then the total number of θ in the whole tiling is $2f$, and the total number of non- θ -angles is $3f$. If we also know that θ appears at least twice at every degree 3 vertex, then $2f \geq 2v_3$, and non- θ -angles appear $\leq v_3$ times at degree 3 vertices. Moreover, non- θ -angles appear $\leq \sum_{k \geq 4} kv_k$ times at high degree vertices. Therefore

$$3v_3 \leq 3f \leq v_3 + \sum_{k \geq 4} kv_k.$$

This leads to the same contradiction as in the proof of Lemma 5. □

The proof of Lemma 6 can be easily modified to get the following.

Lemma 7. *If two angles together appear at least twice at every degree 3 vertex in a tiling of the sphere by pentagons with the same angle combination, then the two angles together appear at least three times in the pentagon.*

The following is about angles not appearing at degree 3 vertices.

Lemma 8. *Suppose an angle θ does not appear at degree 3 vertices in a tiling of the sphere by pentagons with the same angle combination.*

1. *There can be at most one such angle θ .*
2. *The angle θ appears only once in the pentagon.*
3. $2v_4 + v_5 \geq 12$.
4. *One of $\theta^3\rho$, θ^4 , θ^5 is a vertex, where $\rho \neq \theta$.*

The first statement implies that the angle ρ in the fourth statement must appear at a degree 3 vertex.

Proof. Suppose two angles θ_1 and θ_2 do not appear at degree 3 vertices. Then the total number of times these two angles appear is at least $2f$, and is at

most the total number $\sum_{k \geq 4} kv_k$ of angles at high degree vertices. Therefore we have $2f \leq \sum_{k \geq 4} kv_k$. On the other hand, by (2.1), we have

$$2f - \sum_{k \geq 4} kv_k = 24 + \sum_{k \geq 4} 3(k-4)v_k > 0.$$

The contradiction proves the first statement.

The argument above also applies to the case $\theta_1 = \theta_2$, which means the same angle appearing at least twice in the pentagon. This proves the second statement.

The first two statements imply that θ appears exactly f times. Since this should be no more than the total number $\sum_{k \geq 4} kv_k$ of angles at high degree vertices, by (2.1), we have

$$0 \geq f - \sum_{k \geq 4} kv_k = 12 - 2v_4 - v_5 + \sum_{k \geq 6} (k-6)v_k.$$

This implies the third statement.

For the last statement, we assume that $\theta^3\rho, \theta^4, \theta^5$ are not vertices. This means that θ appears at most twice at every degree 4 vertex, and at most four times at every degree 5 vertex. Since θ also does not appear at degree 3 vertices, the total number of times θ appears is $\leq 2v_4 + 4v_5 + \sum_{k \geq 6} kv_k$. However, the total number of times θ appears should also be f . Therefore $f \leq 2v_4 + 4v_5 + \sum_{k \geq 6} kv_k$. On the other hand, by (2.1), we have

$$f - 2v_4 - 4v_5 - \sum_{k \geq 6} kv_k = 12 + \sum_{k \geq 6} (k-6)v_k > 0.$$

We get a contradiction. □

2.3 Edge

Lemma 9. *In an edge-to-edge tiling of the sphere by congruent pentagons, the edge lengths of the pentagon are arranged in one of the five ways in Figure 5, with distinct edge lengths a, b, c .*

The lemma is an extension of [3, Proposition 7]. We always use the normal line, the thick line and the dashed line to indicate distinct edge lengths a, b, c .

The proof of lemma does not use any angle information. Therefore the lemma also applies to tilings by *edge congruent* pentagons.

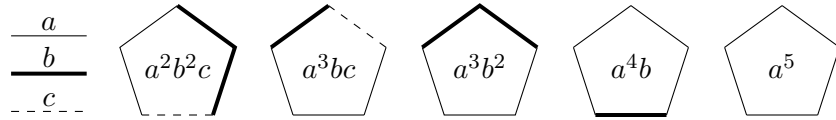


Figure 5: Edge combinations suitable for tiling, with a, b, c distinct.

Proof. By purely numerical consideration, there are seven possible edge combinations (a, b, c, d, e are distinct)

$$abcde, a^2bcd, a^2b^2c, a^3bc, a^3b^2, a^4b, a^5.$$

Then we need to consider various ways the edges are arranged. Without loss of generality, the following are all the possible edge arrangements:

- $abcde$: first of Figure 6.
- a^2bcd : second of Figure 6 (two a adjacent), third of Figure 6 (two a separated).
- a^2b^2c : fourth of Figure 6 (two a separated, two b adjacent), fifth of Figure 6 (two a separated, two b separated), first of Figure 5 (two a adjacent, two b adjacent).
- a^3bc : sixth of Figure 6 (b, c separated), second of Figure 5 (b, c adjacent).
- a^3b^2 : seventh of Figure 6 (two b separated), third of Figure 5 (two b adjacent).
- a^4b : fourth of Figure 5.
- a^5 : fifth of Figure 5.

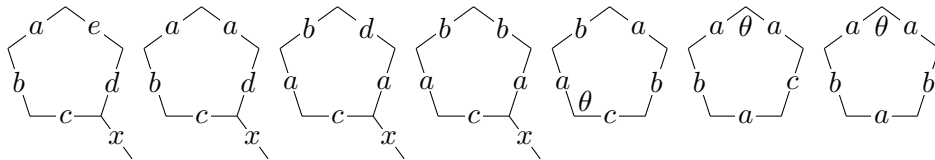


Figure 6: Not suitable for tiling.

By Lemma 1, we may assume the first four of Figure 6 are special tiles. This implies one of the two ends of c has degree 3. Without loss of generality, we may assume the right end of c has degree 3. Let x be the third edge at this vertex. In the first picture, we see x, c are adjacent in a tile, and x, d are adjacent in another tile. Since there is no edge in the first pentagon that is adjacent to both c and d , we get a contradiction. Similar argument for the second, third and fourth pictures lead to the same contradiction.

The fifth pentagon in Figure 6 has no a^2 -angle, no b^2 -angle, and no c^2 -angle. Therefore each degree 3 vertex has at most one a , at most one b , and at most one c . This implies that each degree 3 vertex has exactly one a , one b , and one c . Therefore each degree 3 vertex has the ac -angle θ . By Lemma 5, this implies the ac -angle θ appears at least twice in the pentagon, a contradiction.

The sixth pentagon in Figure 6 has no b^2 -angle, no c^2 -angle, and no bc -angle. The seventh pentagon in Figure 6 has no b^2 -angle. By the similar argument as the fifth of Figure 6, this implies each degree 3 vertex has at least two a , and therefore has the a^2 -angle θ . By Lemma 5, this implies the a^2 -angle θ appears at least twice in the pentagon, a contradiction. \square

2.4 Anglewise Vertex Combination

In this paper, the pentagons have the edge combination a^2b^2c or a^3bc . By Lemma 9, each combination has the unique edge arrangement. Then we denote the angles as in Figure 1.

We denote a vertex by $\alpha^a\beta^b\gamma^c\delta^d\epsilon^e$, to mean the vertex has a copies of α , b copies of β , etc. The *angle sum of the vertex* is

$$a\alpha + b\beta + c\gamma + d\delta + e\epsilon = 2\pi.$$

We use $\alpha\beta^2\cdots$ to mean $a \geq 1$ and $b \geq 2$, and we use $R(\alpha\beta^2\cdots)$ to mean the *remainder*. The remainder is either the remaining angle combination

$$R(\alpha\beta^2\cdots) = \alpha^{a-1}\beta^{b-2}\gamma^c\delta^d\epsilon^e,$$

or the remaining angle value

$$R(\alpha\beta^2\cdots) = 2\pi - \alpha - 2\beta = (a-1)\alpha + (b-2)\beta + c\gamma + d\delta + e\epsilon.$$

The *anglewise vertex combination*, abbreviated as AVC, is the collection of all vertices in a tiling. The following is an example in Section 5.4

$$\text{AVC} = \{\alpha\beta^2, \beta^2\epsilon, \gamma^2\delta, \delta^3, \alpha^4, \epsilon^4\}. \quad (2.3)$$

The AVC tells us $\beta\epsilon\cdots = \beta^2\epsilon$, $\alpha^2\cdots = \alpha^4$, $\gamma^2\cdots = \gamma^2\delta$, $\epsilon^2\cdots = \epsilon^4$, etc. We will use these properties in constructing the tiling.

We explain how the AVC is derived. More can be found in [4]. In the specific setting in Section 5.4, we know

$$\alpha = \frac{1}{2}\pi, \beta = \left(\frac{5}{6} - \frac{4}{f}\right)\pi, \gamma = \delta = \frac{2}{3}\pi, \epsilon = \left(\frac{1}{3} + \frac{8}{f}\right)\pi, f > 24.$$

If $\alpha^a\beta^b\gamma^c\delta^d\epsilon^e$ is a vertex, then the angle sum of the vertex is (we omit π on both sides)

$$\frac{1}{2}a + \left(\frac{5}{6} - \frac{4}{f}\right)b + \frac{2}{3}(c + d) + \left(\frac{1}{3} + \frac{8}{f}\right)e = 2.$$

This implies

$$(3a + 5b + 4c + 4d + 2e - 12)f = 24(b - 2e).$$

By $f > 24$, we have $\beta > \frac{2}{3}\pi$. We also have $\epsilon > \frac{1}{3}\pi$ and the specific values of α, γ, δ . This implies $a \leq 4, b \leq 2, c \leq 3, d \leq 3, e \leq 5$. We substitute the finitely many combinations of the exponents satisfying these bounds into the equation above and solve for f . Those combinations yielding even $f > 24$ are given in Table 1. In the table, “ $f = \text{all}$ ” means that the angle combinations can be vertices for any f . The vertices in the column “not vertex” are numerically possible, but are practically impossible by the edge length consideration.

| f | vertex | not vertex |
|-----|---|--|
| all | $\beta^2\epsilon, \gamma^2\delta, \delta^3, \alpha^4$ | $\gamma\delta^2, \gamma^3$ |
| 48 | $\alpha\beta^2, \epsilon^4$ | $\alpha^3\epsilon, \alpha^2\epsilon^2, \alpha\epsilon^3$ |
| 72 | $\delta\epsilon^3$ | $\gamma\epsilon^3$ |
| 96 | | $\alpha\gamma\epsilon^2, \alpha\delta\epsilon^2$ |
| 120 | ϵ^5 | $\beta\epsilon^3$ |
| 192 | | $\alpha\epsilon^4$ |

Table 1: AVC for Case 1.3, $H = \alpha^4$.

For $f = 48$, we combine those in the column “vertex” for all f and for $f = 48$. Then we get the AVC (2.3). By the same idea, we get the AVCs for the other cases

$$\begin{aligned} f = 72: \text{AVC} &= \{\beta^2\epsilon, \gamma^2\delta, \delta^3, \alpha^4, \delta\epsilon^3\}, \\ f = 120: \text{AVC} &= \{\beta^2\epsilon, \gamma^2\delta, \delta^3, \alpha^4, \epsilon^5\}, \\ f \neq 48, 72, 120: \text{AVC} &= \{\beta^2\epsilon, \gamma^2\delta, \delta^3, \alpha^4\}. \end{aligned} \tag{2.4}$$

The AVC is not used much in this paper. It will be used much more in the later papers, and we even need to introduce more sophistication in the notation for AVC.

2.5 Adjacent Angle Deduction

In addition to angle combinations, we often need to know the *arrangement* of angles at a vertex. Figure 7 shows four tiles around β^4 (for the edge combination a^2b^2c in Figure 1) and $\alpha\beta\gamma\delta$ (for the edge combination a^3bc in Figure 1). We indicate the arrangements of angles and edges by denoting the vertices as $|\beta|\beta|\beta|\beta|$ and $|\alpha|\beta|\delta|\gamma|$. The notation can be reversed, such as $|\alpha|\beta|\delta|\gamma| = |\gamma|\delta|\beta|\alpha|$. The notation can be rotated, such as $|\alpha|\beta|\delta|\gamma| = |\beta|\delta|\gamma|\alpha| = |\gamma|\alpha|\beta|\delta|$.

We also apply the notation to consecutive angles at a vertex. For example, we also denote the two vertices in Figure 7 as $\beta|\beta \cdots$, $|\beta|\beta|\cdots$, $\alpha|\beta \cdots$, $|\beta|\delta|\gamma|\cdots$, and denote the consecutive angle segments as $\beta|\beta$, $|\beta|\beta$, $\alpha|\beta$, $|\beta|\delta|\gamma|$. The notation can be reversed, such as $\alpha|\beta = \beta|\alpha$ and $|\beta|\delta|\gamma| = |\gamma|\delta|\beta|$, but not rotated unless it is the whole vertex, such as $\beta|\delta|\gamma \neq \delta|\gamma|\beta$.

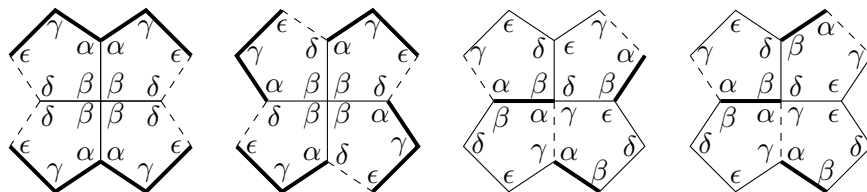


Figure 7: Adjacent angle deduction.

The first and second of Figure 7 have the same vertex $|\beta|\beta|\beta|\beta|$, but different arrangements of the four tiles. To indicate the difference, we introduce *adjacent angle deduction*, abbreviated as AAD. We write ${}^\lambda\theta^\mu$ to mean λ, μ are the two angles adjacent to θ in the pentagon. The first of Figure 7 has the AAD $|\alpha\beta^\delta|\delta\beta^\alpha|\alpha\beta^\delta|\delta\beta^\alpha|$ (or equivalently, $|\delta\beta^\alpha|\alpha\beta^\delta|\delta\beta^\alpha|\alpha\beta^\delta|$). The second has the AAD $|\alpha\beta^\delta|\alpha\beta^\delta|\alpha\beta^\delta|\alpha\beta^\delta|$. The third and fourth have the respective AADs $|\gamma\alpha^\beta|\alpha\beta^\delta|\epsilon\delta^\beta|\epsilon\gamma^\alpha|$ and $|\gamma\alpha^\beta|\alpha\beta^\delta|\beta\delta^\epsilon|\epsilon\gamma^\alpha|$.

The use of AAD naturally extends to consecutive angles. For example, we have $\beta^\alpha|\alpha\beta$, $|\delta\beta^\alpha|\alpha\beta^\delta|$, $|\alpha\beta^\delta|\delta\beta^\alpha|$ in the first of Figure 7, and we have $\beta^\alpha|\delta\beta$ in the second. We can be very flexible in using the AAD notation. For example, for the second pentagon in Figure 1, $|\alpha\beta^\delta|\delta|$ means $|\alpha\beta^\delta|\epsilon\delta^\beta|$ or $|\alpha\beta^\delta|\beta\delta^\epsilon|$. The AAD $|\alpha\beta^\delta|\delta|$ appears in both the third and fourth of Figure 7.

The AAD can be reversed. For example, $\mathbf{|\alpha\beta^\epsilon|\epsilon\delta^\beta|\epsilon\gamma^\alpha|}$ is the same as $\mathbf{|\alpha\gamma^\epsilon|\beta^\delta|\delta^\epsilon|\beta^\alpha|}$. The AAD cannot be rotated unless it is the whole vertex. For example, the third and fourth of Figure 7 have the AAD $\mathbf{|\gamma^\alpha\beta^\epsilon|\alpha\beta^\delta|\delta|\epsilon\gamma^\alpha|}$, which is the same as $\mathbf{|\delta|\epsilon\gamma^\alpha|\gamma^\alpha\beta^\epsilon|\alpha\beta^\delta|}$.

We use AAD as substitution for drawing some simple pictures. When we use AAD to make an argument, we actually have a picture in mind. For example, we can see that the first of Figure 7 has a vertex $\alpha|\alpha\cdots$ just off the central vertex β^4 . We also see the same vertex $\alpha|\alpha\cdots$ from the corresponding AAD $\mathbf{|\delta^\beta\alpha^\epsilon|\alpha\beta^\delta|}$. In general, $\theta^\lambda|\mu\rho$ in an AAD implies a vertex $\lambda|\mu\cdots$ ($\mathbf{|}$ can be replaced by $\mathbf{|}$ or $\mathbf{|}$ in this argument). In this process, we “deduce” a vertex $\lambda|\mu\cdots$ from the AAD $\theta^\lambda|\mu\rho$, which is actually a description of “adjacent angles”. This is the reason we call adjacent angle deduction.

The AAD has the following *reciprocity* property: An AAD $\lambda^\theta|\rho\mu$ at $\lambda\mu\cdots$ implies an AAD $\theta^\lambda|\mu\rho$ at $\theta\rho\cdots$.

Here is a typical AAD argument. For the first pentagon in Figure 1, $|\beta|\beta|$ has three possible AADs (up to reversion) $\mathbf{|\alpha\beta^\delta|\alpha\beta^\delta|}$, $\mathbf{|\alpha\beta^\delta|\delta^\beta\alpha|}$, $\mathbf{|\delta^\beta\alpha^\epsilon|\alpha\beta^\delta|}$. If we know $\alpha|\alpha\cdots$ and $\delta|\delta\cdots$ are not vertices, then the AAD of $|\beta|\beta|$ is $\mathbf{|\alpha\beta^\delta|\alpha\beta^\delta|}$. In the actual proof, we say the following: By no $\alpha|\alpha\cdots$ and no $\delta|\delta\cdots$, we know $|\beta|\beta|$ has the *unique* AAD $\mathbf{|\alpha\beta^\delta|\alpha\beta^\delta|}$. We also write the conclusion as $|\beta|\beta| = \mathbf{|\alpha\beta^\delta|\alpha\beta^\delta|}$.

As a matter of fact, at a vertex β^n , no $\delta|\delta\cdots$ already implies the unique AAD $\mathbf{|\alpha\beta^\delta|\alpha\beta^\delta|\alpha\beta^\delta|\cdots}$ of the vertex. We consider one β at $\beta^n = |\beta|\beta|\beta|\cdots$, and the adjacent β on the δ -side of the first β . This means the AAD $\mathbf{|\alpha\beta^\delta|\beta|} = \mathbf{|\alpha\beta^\delta|\alpha\beta^\delta|}$ or $\mathbf{|\alpha\beta^\delta|\delta^\beta\alpha|}$. By no $\delta|\delta\cdots$, we cannot have $\mathbf{|\alpha\beta^\delta|\delta^\beta\alpha|}$. Therefore $\mathbf{|\alpha\beta^\delta|\beta|} = \mathbf{|\alpha\beta^\delta|\alpha\beta^\delta|}$. Then we apply the equality to the second and third β in $\mathbf{|\alpha\beta^\delta|\alpha\beta^\delta|\beta|}$ to get $\mathbf{|\alpha\beta^\delta|\alpha\beta^\delta|\alpha\beta^\delta|}$. We continue the argument and get the unique AAD of β^n .

If we dig further, we find that the number of $\beta^\alpha|\alpha\beta$ equals the number of $\beta^\delta|\delta^\beta$ at β^n . This implies that, if n is odd, then we must have $\beta^\alpha|\delta^\beta$ at β^n . The argument can be summarised into the following result. We note that $\mathbf{|}$ can be replaced by $\mathbf{|}$ in the lemma.

Lemma 10. *Suppose λ and μ are the two angles adjacent to θ in a pentagon.*

- *If $\lambda|\lambda\cdots$ is not a vertex, then θ^n has the unique AAD $\mathbf{|\lambda^\theta\mu|\lambda^\theta\mu|\lambda^\theta\mu|\cdots}$.*
- *If n is odd, then we have the AAD $\mathbf{|\lambda^\theta\mu|\lambda^\theta\mu|}$ at θ^n .*

The first statement means that, if the AAD of θ^n gives $\lambda|\lambda\cdots$, then the

AAD also gives $\mu| \mu \cdots$. The second statement means that, if θ^n is a vertex and n is odd, then the AAD of θ^n gives a vertex $\lambda| \mu \cdots$.

3 Subdivision Tiling

3.1 Pentagonal Subdivision

Given any tiling of an oriented closed surface, we add two vertices to each edge. If E is an edge of a tile T , then we can use the orientation to label the two vertices on E as the first and the second, with respect to the tile T and the orientation. See the labels for the five edges of a pentagonal tile on the left of Figure 8. Note that each edge is shared by two tiles, and the labels from the viewpoints of two tiles are different.

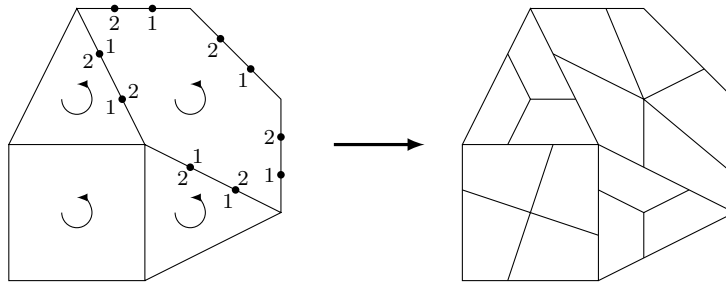


Figure 8: Pentagonal subdivision.

We further add one vertex at the center of each tile, and connect the center vertex to the first vertex of each boundary edge of the tile. This divides an m -gon tile into m pentagons. See the right of Figure 8. The process turns any tiling into a pentagonal tiling. We call the process *pentagonal subdivision*.

Each tile in the pentagonal subdivision has one vertex from the original tiling, three newly added edge vertices, and one center vertex. The edge vertices have degree 3. The degree of the original vertex remains the same. The degree of the center vertex is the “degree” (number of edges) of the original tile. It is easy to see that the pentagonal subdivision of a tiling and the pentagonal subdivision of the dual tiling are combinatorially the same, with original vertices and center vertices exchanged.

Suppose we start with a regular tiling of the sphere (i.e., Platonic solid), such that the distance from the new edge vertices to the nearby original

vertices are the same. Then the pentagonal subdivision is a tiling by congruent pentagons. Figure 9 gives the pentagonal subdivisions of the cube and octahedron.

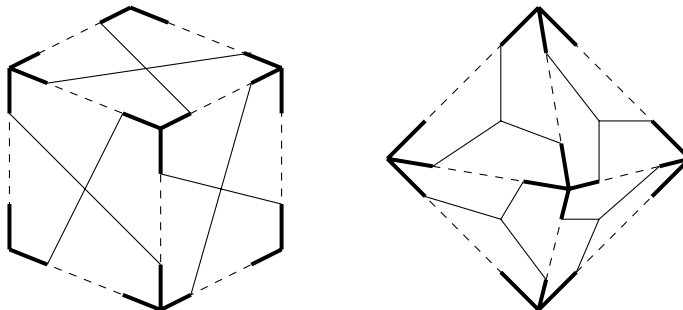


Figure 9: Pentagonal subdivisions of the cube and octahedron.

The first of Figure 10 shows the pentagonal subdivision of one (regular) triangular face of the (regular) tetrahedron, octahedron, or icosahedron, with $\beta = \frac{2}{3}\pi$ and $\gamma = \frac{2}{n}\pi$ ($n = 3, 4, 5$ respectively, for tetrahedron, octahedron, icosahedron). We also have $\beta = \frac{2}{m}\pi$ and $\gamma = \frac{2}{3}\pi$ for the cube ($m = 4$) and dodecahedron ($m = 5$). The second of Figure 10 is the pentagon in the pentagonal subdivision tiling, and has the edge combination a^2b^2c .

We remark that we no longer require the original (dotted) edges to be straight. This means that we only require $\alpha + \delta + \epsilon = 2\pi$ instead of $\alpha + \delta = \epsilon = \pi$. This allows the pentagonal subdivision of a Platonic solid and its dual to give the same tiling. For example, the two pentagonal subdivision tilings in Figure 9 are obtained from each other by exchanging the normal a -edges and the thick b -edges. Since dual tilings give the same pentagonal subdivision, we get three tilings of the sphere by congruent pentagons:

1. Pentagonal subdivision of the tetrahedron: $f = 12$.
2. Pentagonal subdivision of the octahedron (or cube): $f = 24$.
3. Pentagonal subdivision of the icosahedron (or dodecahedron): $f = 60$.

The first tiling is the deformed dodecahedron T_5 in [3], and is the first of Figure 2. Further by [1], this is the only edge-to-edge tiling of the sphere by 12 congruent pentagons. The second tiling is the second of Figure 2, and Figure 9. The third tiling is the third of Figure 2.

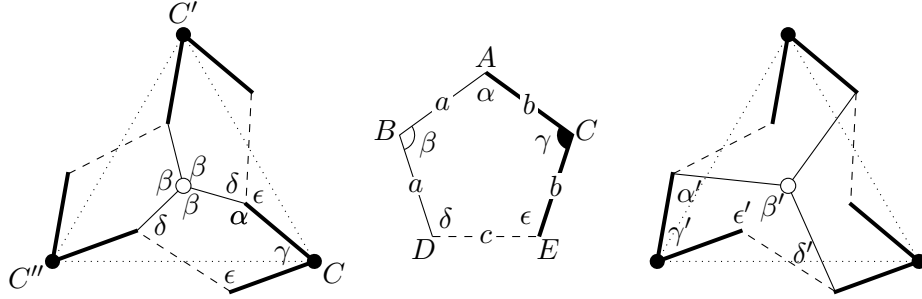


Figure 10: Pentagonal subdivision of Platonic solid, and the companion.

In the second of Figure 10, we denote the vertices of the pentagon by A, B, C, D, E , to match the notations of the five angles. Then B is the center of a triangular face in the first of Figure 10. We denote by C' and C'' the rotations of C around B by $\frac{2}{3}\pi$ and $\frac{4}{3}\pi$. Then C, C', C'' are the vertices of a triangular face.

The pentagon is determined by the location of A . By rotating A around B by $-\beta = -\frac{2}{3}\pi$, we get D . By rotating A around C by $\gamma = \frac{2}{n}\pi$, we get E . Then DE and CC'' intersect at the midpoints of both arcs. This gives a one-to-one correspondence between the pentagonal subdivision tiling and the location of A , subject to the only condition that the pentagon $\diamond ABCDE$ is simple. In particular, the pentagonal subdivision tiling allows two free parameters. We study the 2-dimensional moduli of pentagonal subdivision tilings in [12].

Finally, if we change the orientation of the surface, then the labels of the first and second points in Figure 8 are exchanged. In other words, we get another pentagonal subdivision tiling by connecting the centers of tiles to the second boundary vertices according to the original label. We call the new pentagonal subdivision tiling the *companion* of the original one. When the companion operation is applied to the pentagonal subdivision of Platonic solids, we change the first of Figure 10 to the third of Figure 10. The angles of the two tilings are related by

$$\beta' = \beta, \gamma' = \gamma, \alpha' + \delta' = \epsilon, \alpha + \delta = \epsilon', \epsilon + \epsilon' = 2\pi.$$

The orientation $\alpha' \rightarrow \beta' \rightarrow \delta' \rightarrow \epsilon' \rightarrow \gamma'$ is opposite to the orientation $\alpha \rightarrow \beta \rightarrow \delta \rightarrow \epsilon \rightarrow \gamma$. To compare the pentagonal subdivision tiling and its companion, therefore, we need to flip the whole companion tiling.

The companion construction may turn a simple pentagon into a non-simple one. Therefore only some pentagonal subdivision tilings have the companion. The exact subset of the moduli where the companion exists is given in [12].

3.2 Double Pentagonal Subdivision

Given any tiling of a closed surface, we have the dual tiling. Combining the tiling and its dual, we get a quadrilateral tiling. If the surface is also oriented, then we may use the orientation to further cut each quadrilateral into two halves in a compatible way. The process turns any tiling into a pentagonal tiling. We call the process *double pentagonal subdivision*.

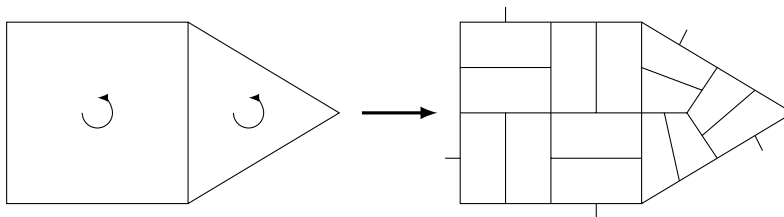


Figure 11: Double pentagonal subdivision.

Similar to pentagonal subdivision, we hope that the double pentagonal subdivision of a Platonic solid can be a tiling of the sphere by congruent pentagons. Since the dual tiling gives the same double pentagonal subdivision, we only need to consider the double pentagonal subdivision of one triangular face of the regular tetrahedron ($n = 3$), octahedron ($n = 4$), icosahedron ($n = 5$). This is given by the first of Figure 12. By the angle sums of the vertices, we get the angles of the pentagonal tile in the second of Figure 12

$$\alpha = \frac{1}{2}\pi, \beta = \left(1 - \frac{1}{n}\right)\pi, \gamma = \delta = \frac{2}{3}\pi, \epsilon = \frac{2}{n}\pi.$$

The number of tiles are respectively $f = 24, 48, 120$.

Unlike pentagonal subdivision, all angles of the pentagon in a double pentagonal subdivision tiling are fixed. Note that a general pentagon has 7 degrees of freedom. On the other hand, the specific values of 5 angles and 3 equal edges amount to 7 equations. Therefore we expect the double pentagonal subdivision tilings to be isolated examples.

In what follows, we calculate the exact values for the pentagon, and justifies the existence of the pentagon.

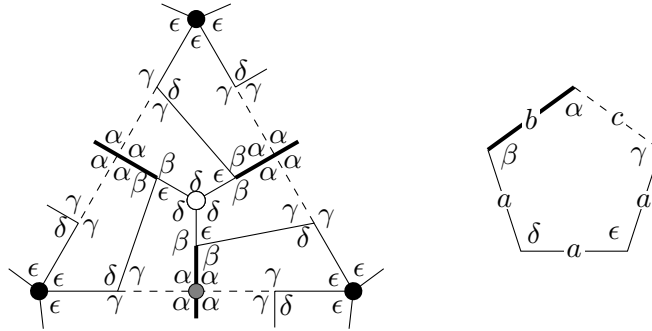


Figure 12: Double pentagonal subdivision of Platonic solid.

Calculate the Pentagon

For a triangular face, we form the right triangle in the first of Figure 13 by connecting the center point \circ of the face, the middle point \bullet of an edge, and a vertex \bullet of the face. The right triangle is one sixth of the triangular face, and has the respective angles $\frac{1}{3}\pi$, $\frac{1}{2}\pi$, $\frac{1}{n}\pi$ at \circ , \bullet , \bullet . The edges x, y, z of the right triangle are $< \frac{1}{2}\pi$ and the exact values are given below.

| f | n | $\cos x$ | $\cos y$ | $\cos z$ |
|-----|-----|---|--------------------------------|--------------------------------------|
| 12 | 3 | $\frac{1}{3}$ | $\frac{1}{\sqrt{3}}$ | $\frac{1}{\sqrt{3}}$ |
| 24 | 4 | $\frac{1}{\sqrt{3}}$ | $\frac{\sqrt{2}}{\sqrt{3}}$ | $\frac{1}{\sqrt{2}}$ |
| 60 | 5 | $\frac{\sqrt{5}+1}{\sqrt{6(5-\sqrt{5})}}$ | $\frac{\sqrt{5}+1}{2\sqrt{3}}$ | $\frac{\sqrt{2}}{\sqrt{5-\sqrt{5}}}$ |

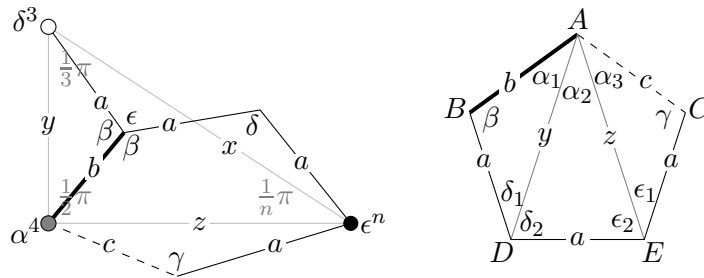


Figure 13: The pentagon in double pentagonal subdivision.

To calculate the pentagon, we need the following extended cosine law. The proof can be found in [1, Lemma 3].

Lemma 11. *For the spherical quadrilateral in Figure 14, we have*

$$\begin{aligned}\cos x &= \cos a \cos b \cos c + \sin a \sin b \cos c \cos \theta + \cos a \sin b \sin c \cos \rho \\ &\quad + \sin a \sin c \sin \theta \sin \rho - \sin a \cos b \sin c \cos \theta \cos \rho.\end{aligned}$$

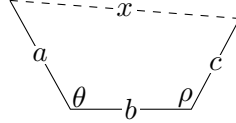


Figure 14: The length of fourth edge in a quadrilateral.

The first of Figure 12 gives the edges a, b, c and the angles $\beta, \gamma, \delta, \epsilon$ in the first of Figure 13. Then by Lemma 11 and the cosine law, we have

$$\begin{aligned}\cos x &= \cos^3 a(1 - \cos \delta)(1 - \cos \epsilon) + \cos^2 a \sin \delta \sin \epsilon \\ &\quad + \cos a(\cos \delta + \cos \epsilon - \cos \delta \cos \epsilon) - \sin \delta \sin \epsilon,\end{aligned}$$

By the know values of δ, ϵ, x , this gives cubic equations for $\cos a$

$$\begin{aligned}f = 24: \quad \cos x &= \frac{1}{3} = \frac{9}{4} \cos^3 a + \frac{3}{4} \cos^2 a - \frac{5}{4} \cos a - \frac{3}{4}; \\ f = 48: \quad \cos x &= \frac{1}{\sqrt{3}} = \frac{3}{2} \cos^3 a + \frac{\sqrt{3}}{2} \cos^2 a - \frac{1}{2} \cos a - \frac{\sqrt{3}}{2}; \\ f = 120: \quad \cos x &= \frac{\sqrt{5}+1}{\sqrt{6(5-\sqrt{5})}} = \frac{3}{8}(5 - \sqrt{5}) \cos^3 a + \frac{1}{8}\sqrt{6}\sqrt{5 + \sqrt{5}} \cos^2 a \\ &\quad + \frac{1}{8}(3\sqrt{5} - 7) \cos a - \frac{1}{8}\sqrt{6}\sqrt{5 + \sqrt{5}}.\end{aligned}$$

Each equation has only one real solution

$$\begin{aligned}f = 24: \quad \cos a &= \frac{2}{9}R^{\frac{1}{3}} + \frac{8}{9}R^{-\frac{1}{3}} - \frac{1}{9}; \\ f = 48: \quad \cos a &= \frac{1}{9}R^{\frac{1}{3}} + \frac{4}{3}R^{-\frac{1}{3}} - \frac{1}{3\sqrt{3}}; \\ f = 120: \quad \cos a &= \frac{1}{45}R^{\frac{1}{3}} + \frac{4}{3}(5 - \sqrt{5})R^{-\frac{1}{3}} - \frac{\sqrt{6}}{180}(3\sqrt{5} + 5)\sqrt{5 - \sqrt{5}},\end{aligned}$$

where

$$R = \begin{cases} 19 + 3\sqrt{33}, & f = 24; \\ 186\sqrt{3} + 54\sqrt{35}, & f = 48; \\ 75\sqrt{5 - \sqrt{5}}(\sqrt{6}(103 - 55\sqrt{5}) + 18\sqrt{1055 + 473\sqrt{5}}), & f = 120. \end{cases}$$

Then we may use

$$\cos y = \cos a \cos b + \sin a \sin b \cos \beta, \quad (3.1)$$

$$\cos z = \cos a \cos c + \sin a \sin c \cos \gamma, \quad (3.2)$$

and the known values of β, γ, a, y, z to calculate b and c

$$\begin{aligned} f = 24: \quad \cos b = \cos c &= \frac{1}{12}(3\sqrt{3} - \sqrt{11})R^{\frac{1}{3}} + \frac{1}{3}(3\sqrt{3} + \sqrt{11})R^{-\frac{1}{3}} - \frac{1}{\sqrt{3}}; \\ f = 48: \quad \cos b &= \frac{\sqrt{6}}{72}(13 - \sqrt{3}\sqrt{35})R^{\frac{1}{3}} + \frac{\sqrt{6}}{6}(13 + \sqrt{3}\sqrt{35})R^{-\frac{1}{3}} - \frac{2\sqrt{2}}{3}, \\ \cos c &= \frac{\sqrt{2}}{36}(11 - \sqrt{3}\sqrt{35})R^{\frac{1}{3}} + \frac{\sqrt{2}}{3}(11 + \sqrt{3}\sqrt{35})R^{-\frac{1}{3}} - \frac{2\sqrt{2}}{3\sqrt{3}}; \\ f = 120: \quad \cos b &= \frac{\sqrt{3}(1+\sqrt{5})}{720}(17 + 4\sqrt{5} - \sqrt{3}\sqrt{91 + 40\sqrt{5}})R^{\frac{1}{3}} \\ &\quad + \frac{\sqrt{5}}{\sqrt{3}}(17 + 4\sqrt{5} + \sqrt{3}\sqrt{91 + 40\sqrt{5}})R^{-\frac{1}{3}} \\ &\quad - \frac{1}{30}(10 + 3\sqrt{5})\sqrt{10 - 2\sqrt{5}}, \\ \cos c &= \frac{\sqrt{2}(1+\sqrt{5})^{\frac{3}{2}}5^{\frac{1}{4}}}{1440}(19 + 2\sqrt{5} - \sqrt{3}\sqrt{91 + 40\sqrt{5}})R^{\frac{1}{3}} \\ &\quad + \frac{\sqrt{2}(1+\sqrt{5})^{\frac{1}{2}}5^{\frac{3}{4}}}{6}(19 + 2\sqrt{5} + \sqrt{3}\sqrt{91 + 40\sqrt{5}})R^{-\frac{1}{3}} - \frac{\sqrt{5}}{3\sqrt{3}}. \end{aligned}$$

The following are the approximate values of the edge lengths ($a = 0.14869\pi$ means $0.14869\pi \leq a < 0.14870\pi$)

$$\begin{aligned} f = 24: \quad a &= 0.14869\pi, \quad b = c = 0.20564\pi; \\ f = 48: \quad a &= 0.12780\pi, \quad b = 0.08402\pi, \quad c = 0.16277\pi; \\ f = 120: \quad a &= 0.09605\pi, \quad b = 0.02381\pi, \quad c = 0.10819\pi. \end{aligned}$$

We note that for $f = 24$, the equality $\beta = \gamma = \delta = \epsilon$ implies the pentagon is symmetric, and we have $b = c$.

Verify the Pentagon

We derived the pentagon based on the assumption of the existence of double pentagonal subdivision. However, this does not necessarily imply the converse, in particular the existence of the pentagon. To show the pentagon actually exist, we can do the following:

1. Use the data obtained above to reconstruct the pentagon.
2. Verify the pentagon is simple.

3. Verify the expected values of the five angles of the pentagon.

In the second of Figure 13, we let A, B, C, D, E be the vertices of the pentagon at $\alpha, \beta, \gamma, \delta, \epsilon$. Then the triangle $\triangle ABD$ is congruent to the triangle connecting $\bullet, \beta^2\epsilon, \circ$ in the first of Figure 13. Therefore $AD = y$. We also see directly from the first of Figure 13 that $AE = z$. This suggests that we construct the pentagon in the following way: Use a, b and $\beta = (1 - \frac{1}{n})\pi$ to construct $\triangle ABD$. The equality (3.1) implies $AD = y$. Use a, c and $\gamma = \frac{3}{2}\pi$ to construct $\triangle ACE$. The equality (3.2) implies $AE = z$. Use a, y, z to construct $\triangle ADE$. For the triangle to exist, we need to verify

$$a + y + z < 2\pi, \quad a < y + z, \quad y < a + z, \quad z < a + y.$$

The known values of $\cos y$ and $\cos z$ give the approximate values of y and z

$$f = 24: y = 0.3040\pi, \quad z = 0.3040\pi;$$

$$f = 48: y = 0.1959\pi, \quad z = 0.2500\pi;$$

$$f = 120: y = 0.1161\pi, \quad z = 0.1762\pi.$$

Then we can verify the inequality conditions for $\triangle ADE$ to exist.

We have constructed a pentagon with the expected edge lengths and expected β, γ values. Next, we verify the pentagon is simple. We first use the known values of $a, b, c, y, z, \beta, \gamma$ to calculate the approximate values of the angles of the three triangles

$$f = 24: \alpha_1 = 0.1585\pi, \quad \alpha_2 = 0.1829\pi, \quad \alpha_3 = 0.1585\pi,$$

$$\delta_1 = 0.2204\pi, \quad \delta_2 = 0.4461\pi, \quad \epsilon_1 = 0.2204\pi, \quad \epsilon_2 = 0.4461\pi;$$

$$f = 48: \alpha_1 = 0.1588\pi, \quad \alpha_2 = 0.1822\pi, \quad \alpha_3 = 0.1588\pi,$$

$$\delta_1 = 0.1035\pi, \quad \delta_2 = 0.5631\pi, \quad \epsilon_1 = 0.2045\pi, \quad \epsilon_2 = 0.2954\pi;$$

$$f = 120: \alpha_1 = 0.1628\pi, \quad \alpha_2 = 0.1743\pi, \quad \alpha_3 = 0.1628\pi,$$

$$\delta_1 = 0.0392\pi, \quad \delta_2 = 0.6273\pi, \quad \epsilon_1 = 0.1850\pi, \quad \epsilon_2 = 0.2149\pi.$$

This implies

$$\alpha = \alpha_1 + \alpha_2 + \alpha_3 < 0.501\pi < \pi,$$

$$\delta = \delta_1 + \delta_2 < 0.667\pi < \pi,$$

$$\epsilon = \epsilon_1 + \epsilon_2 < \begin{cases} 0.667\pi & \text{for } n = 3 \\ 0.501\pi & \text{for } n = 4 \\ 0.401\pi & \text{for } n = 5 \end{cases} < \pi.$$

Combined with $\beta, \epsilon < \pi$, we see the pentagon is convex, and is therefore simple.

Next we rigorously (i.e., symbolically) verify the expected values of α, δ, ϵ . By Lemma 11, we have

$$\begin{aligned}\cos z &= \cos^2 a \cos b + \sin^2 a \cos b \cos \delta \\ &\quad + \cos a \sin a \sin b \cos \beta(1 - \cos \delta) + \sin a \sin b \sin \beta \sin \delta.\end{aligned}$$

We regard the equality as a linear equation in $\cos \delta, \sin \delta$, with the coefficients provided by the known values of a, b, z, β . We substitute the expected value $\delta = \frac{2}{3}\pi$ and find the equality holds. Since we know $\delta = \delta_1 + \delta_2 = 0.666\pi$, this rigorously establishes $\delta = \frac{2}{3}\pi$.

Similarly, we use the equality

$$\begin{aligned}\cos y &= \cos^2 a \cos c + \sin^2 a \cos c \cos \epsilon \\ &\quad + \cos a \sin a \sin c \cos \gamma(1 - \cos \epsilon) + \sin a \sin c \sin \gamma \sin \epsilon\end{aligned}$$

to establish $\epsilon = \frac{2}{n}\pi$.

After we establish $\delta = \frac{2}{3}\pi$ and $\epsilon = \frac{2}{n}\pi$, we use the equality

$$\begin{aligned}\cos b \cos c + \sin b \sin c \cos \alpha &= \cos^3 a + \sin^2 a \sin \delta \sin \epsilon \\ &\quad + \sin^2 a \cos a(\cos \delta + \cos \epsilon - \cos \delta \cos \epsilon)\end{aligned}$$

to establish $\alpha = \frac{1}{2}\pi$.

4 Tiling for Edge Combination a^2b^2c

This section is devoted to the classification of edge-to-edge tilings of the sphere by congruent pentagons with the edge combination a^2b^2c . By Lemma 9, the pentagon is the first of Figure 1. We divide the classification into three cases in Figure 15, according to the location of the vertex H of a special tile (indicated by \bullet). In the first case, the degree of H is 3, 4 or 5. In the second and third cases, the degree of H is 4 or 5. In other words, we do not need to consider 3^5 -tile in the second and third cases.

Our strategy is to first tile the partial neighbourhood in the fourth of Figure 4. Then we study the configuration around H , and further tile beyond the partial neighbourhood if necessary. We will always start by assuming that the center tile T_1 is given by the pentagon in Figure 15.

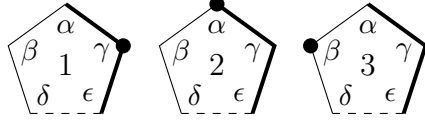


Figure 15: Special tile for the edge combination a^2b^2c .

To facilitate discussion, we denote by T_i the tile labeled i , by θ_i the angle θ in T_i , by E_{ij} the edge shared by T_i, T_j , and by $A_{i,j,k}$ the angle of T_i at the vertex shared by T_i, T_j, T_k . When we say a tile is *determined*, we mean that we know all the edges and angles of the tile.

4.1 Case 1(a^2b^2c)

Let the first of Figure 15 be the center tile T_1 in the partial neighbourhood in Figure 16. The two pictures show two possible ways of arranging the edges and angles of T_4 . In the first picture, we may determine T_3, T_5 , and then get the b^2 -angle γ_2 and the a^2 -angle β_6 . In the second picture, we may get the b^2 -angle γ_3 and the a^2 -angle β_5 . Then $E_{23} = a$ or c , and either way gives γ_2 . Similarly, we get β_6 .

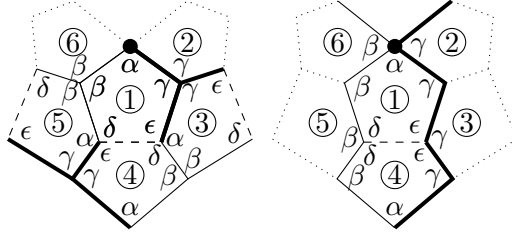


Figure 16: Cases 1 for a^2b^2c .

In the first of Figure 16, the angle sums of $\alpha\delta\epsilon, \beta^3, \gamma^3$ and the angle sum for pentagon imply $f = 12$. By $f \geq 16$ (see the remark before Lemma 1), we may dismiss the case. In fact, the case is the deformed dodecahedron in [1, 3], which is the pentagonal subdivision of the regular tetrahedron.

In the second of Figure 16, by the edge length consideration, the vertex $H = \alpha^2\beta\gamma, \alpha^2\beta^2\gamma, \alpha^2\beta\gamma^2, \alpha\beta\gamma\delta\epsilon$. By Lemma 4, $\alpha\beta\gamma\delta\epsilon$ is not a vertex. Moreover, the first three possibilities imply $2\alpha + \beta + \gamma \leq 2\pi$. Combined with the angle sums of $\beta\delta^2, \gamma\epsilon^2$, we get

$$\alpha + \beta + \gamma + \delta + \epsilon = \frac{1}{2}((2\alpha + \beta + \gamma) + (\beta + 2\delta) + (\gamma + 2\epsilon)) \leq 3\pi,$$

again contradicting Lemma 4.

4.2 Case 2(a^2b^2c)

Let the second of Figure 15 be the center tile T_1 in the partial neighbourhood in Figure 17. There are two possible arrangements of T_5 . The first picture shows one arrangement, and the second and third show the other arrangement. We label the three partial neighbourhood tilings as Cases 2.1, 2.2, 2.3. We also recall that, after Case 1, the degree of H is 4 or 5.

In the first picture, we get the b^2 -angle γ_4 and the a^2 -angle β_6 . Then $E_{34} = a$ or c , and either way gives γ_3 and $E_{23} = b$. This determines T_2 .

In the second and third pictures, we may determine T_4, T_6 . Then the two pictures show two possible arrangements of T_3 . In the second picture, we get the a^2 -angle β_2 . In the third picture, we may determine T_2 .

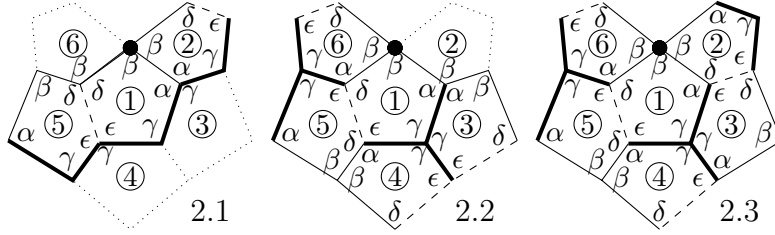


Figure 17: Case 2 for a^2b^2c .

Case 2.1

By (the adjacency to) β_6 , we have $A_{6,12} = \alpha, \delta$. Then by (the angle sums of) $\alpha^2\gamma$ and $\beta\delta^2$, and the edge length consideration, we get $H = |\alpha|\alpha|\beta|\beta|, |\alpha|\alpha|\beta|\beta|\beta|, |\alpha|\beta|\beta|\delta|\epsilon|$. The angle sums of $\alpha^2\gamma, \gamma\epsilon^2, \beta\delta^2, H$ and the angle sum for pentagon imply

$$\begin{aligned} H = \alpha^2\beta^2: & \alpha = \epsilon = (1 - \frac{8}{f})\pi, \beta = \frac{8}{f}\pi, \gamma = \frac{16}{f}\pi, \delta = (1 - \frac{4}{f})\pi; \\ H = \alpha^2\beta^3: & \alpha = \epsilon = (1 - \frac{12}{f})\pi, \beta = \frac{8}{f}\pi, \gamma = \frac{24}{f}\pi, \delta = (1 - \frac{4}{f})\pi; \\ H = \alpha\beta^2\delta\epsilon: & \alpha = \epsilon = (\frac{1}{2} - \frac{6}{f})\pi, \beta = \frac{8}{f}\pi, \gamma = (1 + \frac{12}{f})\pi, \delta = (1 - \frac{4}{f})\pi. \end{aligned}$$

For $H = \alpha\beta^2\delta\epsilon$, we have $H = |\alpha\gamma|\gamma\epsilon|\dots$. This gives a vertex $\gamma^2\dots$, contradicting $\gamma > \pi$.

For $H = \alpha^2\beta^2, \alpha^2\beta^3$, we have $H = |\alpha^\gamma|\gamma\alpha|\dots$. This gives a vertex $|\epsilon\gamma^\alpha|\alpha\gamma^\epsilon|\dots$. If $|\epsilon\gamma^\alpha|\alpha\gamma^\epsilon|\dots$ has a or c , then by the edge length consideration, the vertex has at least two of α or ϵ . By $\gamma + \alpha > \pi$ and $\gamma + \epsilon > \pi$, we get a contradiction. Therefore $|\epsilon\gamma^\alpha|\alpha\gamma^\epsilon|\dots$ has only b . This means $|\epsilon\gamma^\alpha|\alpha\gamma^\epsilon|\dots = |\gamma|\gamma|\dots|\gamma| = \gamma^k$. By Lemma 10, we have $|\alpha\gamma^\epsilon|\epsilon\gamma^\alpha|$ at this γ^k , which gives a vertex $|\epsilon|\epsilon|\dots$. We have $|\epsilon|\epsilon|\dots = \theta|\epsilon|\epsilon|\rho|\dots$, with $\theta, \rho = \delta$ or ϵ . Moreover, by no c^2 -angle, we know θ, ρ are two angles. By $\delta > \epsilon$, the angle sum of $\theta|\epsilon|\epsilon|\rho|\dots$ implies $4\epsilon \leq 2\pi$. On the other hand, the angle sum of γ^k implies $\gamma \leq \frac{2}{3}\pi$. Then $\gamma + 2\epsilon \leq \frac{5}{3}\pi < 2\pi$, contradicting the vertex $\gamma\epsilon^2$.

Case 2.2

By β_2 , we have $A_{2,16} = \alpha, \delta$. Then by $\alpha^2\beta, \alpha\delta\epsilon$, and the edge length consideration, we get $H = \beta^2\delta^2, \beta^3\delta^2$. The angle sums of $\alpha^2\beta, \alpha\delta\epsilon, \gamma^3, H$ and the angle sum for pentagon imply

$$\begin{aligned} H = \beta^2\delta^2: \alpha &= (\frac{5}{6} - \frac{2}{f})\pi, \beta = (\frac{1}{3} + \frac{4}{f})\pi, \gamma = \frac{2}{3}\pi, \delta = (\frac{2}{3} - \frac{4}{f})\pi, \epsilon = (\frac{1}{2} + \frac{6}{f})\pi; \\ H = \beta^3\delta^2: \alpha &= (\frac{5}{6} - \frac{2}{f})\pi, \beta = (\frac{1}{3} + \frac{4}{f})\pi, \gamma = \frac{2}{3}\pi, \delta = (\frac{1}{2} - \frac{6}{f})\pi, \epsilon = (\frac{2}{3} + \frac{8}{f})\pi. \end{aligned}$$

By the edge length consideration, we have $\epsilon_3\epsilon_4|\dots = \theta|\epsilon|\epsilon|\rho|\dots$, with $\theta, \rho = \delta$ or ϵ , and θ, ρ are two angles. By $\delta + \epsilon > \pi$ and $2\epsilon > \pi$, we get a contradiction.

Case 2.3

By the edge length consideration, we have $H = \alpha^2\beta^3, \beta^3\delta^2, \beta^4, \beta^5$.

Suppose $H = \alpha^2\beta^3$. The angle sums of $\alpha\delta\epsilon, \gamma^3, \alpha^2\beta^3$ and the angle sum for pentagon imply

$$\alpha = (\frac{1}{2} - \frac{6}{f})\pi, \beta = (\frac{1}{3} + \frac{4}{f})\pi, \gamma = \frac{2}{3}\pi, \delta + \epsilon = (\frac{3}{2} + \frac{6}{f})\pi.$$

By the third of Figure 17, we have $H = |\alpha\beta^\delta|\beta\alpha^\gamma|\gamma\alpha^\beta|\alpha\beta^\delta|\alpha\beta^\delta|$. This gives $|\beta|\delta|\delta|\dots = |\beta|\delta|\delta|\delta|\dots$ or $|\beta|\delta|\delta|\epsilon|\dots$.

The vertex $|\beta|\delta|\delta|\delta|\dots$ implies $\delta \leq \pi - \frac{1}{2}\beta = (\frac{5}{6} - \frac{2}{f})\pi$ and $\epsilon = (\frac{3}{2} + \frac{6}{f})\pi - \delta \geq (\frac{2}{3} + \frac{8}{f})\pi > \alpha, \gamma$. The AAD of $|\delta|\delta|\delta|$ is $|\beta\delta^\epsilon|\epsilon\delta^\beta|$. This gives a vertex $|\epsilon|\epsilon|\epsilon|\dots$. By $\gamma + 2\epsilon > 3\gamma = 2\pi$, we know $|\epsilon|\epsilon|\epsilon|\dots$ has no γ . Then by the edge length consideration, we have $|\epsilon|\epsilon|\epsilon|\dots = \theta|\epsilon|\epsilon|\epsilon|\rho|\dots$, where $\theta, \rho = \alpha, \epsilon$ are two angles. By $\alpha < \epsilon$ and $\alpha + \epsilon \geq (\frac{1}{2} - \frac{6}{f})\pi + (\frac{2}{3} + \frac{8}{f})\pi > \pi$, we know $\theta|\epsilon|\epsilon|\epsilon|\rho|\dots$ is not a vertex.

By $R(\mathbf{l}\beta\mathbf{l}\delta\mathbf{l}\epsilon\mathbf{l}\cdots) = (\frac{1}{6} - \frac{10}{f})\pi < \alpha, \beta, \gamma$, the remainder has only δ, ϵ . Then we get $\mathbf{l}\beta\mathbf{l}\delta\mathbf{l}\epsilon\mathbf{l}\cdots = \delta\mathbf{l}\beta\mathbf{l}\delta\mathbf{l}\epsilon\mathbf{l}\cdots$, contradicting $\delta + \epsilon > \pi$.

Suppose $H = \beta^3\delta^2$. The angle sums of $\alpha\delta\epsilon, \gamma^3, \beta^3\delta^2$ and the angle sum for pentagon imply

$$\alpha + \epsilon = (\frac{3}{2} + \frac{6}{f})\pi, \quad \beta = (\frac{1}{3} + \frac{4}{f})\pi, \quad \gamma = \frac{2}{3}\pi, \quad \delta = (\frac{1}{2} - \frac{6}{f})\pi.$$

By the third of Figure 17, we have $H = \mathbf{l}^\alpha\beta^\delta\mathbf{l}^\beta\delta^\epsilon\mathbf{l}^\epsilon\delta^\beta\mathbf{l}^\alpha\beta^\delta\mathbf{l}$. Therefore $\mathbf{l}\alpha\mathbf{l}\beta\mathbf{l}\cdots$ and $\mathbf{l}\epsilon\mathbf{l}\delta\mathbf{l}\cdots$ are vertices.

We have $\mathbf{l}\epsilon\mathbf{l}\delta\mathbf{l}\cdots = \mathbf{l}\gamma\mathbf{l}\epsilon\mathbf{l}\delta\mathbf{l}, \theta\mathbf{l}\epsilon\mathbf{l}\delta\mathbf{l}\rho\cdots$, where $\theta, \rho = \alpha, \gamma, \epsilon$ are two angles. This implies one of $\gamma + 2\epsilon \leq 2\pi, \alpha + \epsilon \leq \pi, \gamma + \epsilon \leq \pi, 2\epsilon \leq \pi$, holds. By $\alpha + \epsilon > \pi$ and $\gamma = \frac{2}{3}\pi$, this means $\epsilon \leq \frac{2}{3}\pi = \gamma$. Then $\alpha = (\frac{3}{2} + \frac{6}{f})\pi - \epsilon \geq (\frac{5}{6} + \frac{6}{f})\pi > \gamma \geq \epsilon$.

We have $\mathbf{l}\alpha\mathbf{l}\beta\mathbf{l}\cdots = \mathbf{l}\alpha\mathbf{l}\alpha\mathbf{l}\beta\mathbf{l}\cdots, \mathbf{l}\gamma\mathbf{l}\alpha\mathbf{l}\beta\mathbf{l}\cdots, \mathbf{l}\epsilon\mathbf{l}\alpha\mathbf{l}\beta\mathbf{l}\cdots$. By $2\alpha + \beta \geq 2(\frac{5}{6} + \frac{6}{f})\pi + (\frac{1}{3} + \frac{4}{f})\pi > 2\pi$, we know $\mathbf{l}\alpha\mathbf{l}\alpha\mathbf{l}\beta\mathbf{l}\cdots$ is not a vertex.

By $R(\mathbf{l}\epsilon\mathbf{l}\alpha\mathbf{l}\beta\mathbf{l}\cdots) = (\frac{1}{6} - \frac{10}{f})\pi < \beta, \gamma, \delta$, the remainder has only α, ϵ . Then we get $\mathbf{l}\epsilon\mathbf{l}\alpha\mathbf{l}\beta\mathbf{l}\cdots = \epsilon\mathbf{l}\epsilon\mathbf{l}\alpha\mathbf{l}\beta\mathbf{l}\alpha\cdots$, contradicting $\alpha + \epsilon > \pi$.

Suppose $\mathbf{l}\gamma\mathbf{l}\alpha\mathbf{l}\beta\mathbf{l}\cdots$ is a vertex. Then $\alpha \leq 2\pi - \beta - \gamma = (1 - \frac{4}{f})\pi$, and $\epsilon = (\frac{3}{2} + \frac{6}{f})\pi - \alpha \geq (\frac{1}{2} + \frac{10}{f})\pi > \frac{1}{2}\pi$. By $\alpha > \gamma \geq \epsilon$, this implies $\theta\mathbf{l}\epsilon\mathbf{l}\delta\mathbf{l}\rho\cdots$ ($\theta, \rho = \alpha, \gamma, \epsilon$ are two angles) is not a vertex. Therefore $\mathbf{l}\epsilon\mathbf{l}\delta\mathbf{l}\cdots = \mathbf{l}\gamma\mathbf{l}\epsilon\mathbf{l}\delta\mathbf{l}$ is a vertex. The angle sum of $\gamma\epsilon^2$ further implies

$$\alpha = (\frac{5}{6} + \frac{6}{f})\pi, \quad \beta = (\frac{1}{3} + \frac{4}{f})\pi, \quad \gamma = \epsilon = \frac{2}{3}\pi, \quad \delta = (\frac{1}{2} - \frac{6}{f})\pi.$$

Then $R(\mathbf{l}\gamma\mathbf{l}\alpha\mathbf{l}\beta\mathbf{l}\cdots) = (\frac{1}{6} - \frac{10}{f})\pi < \text{all angles}$. Since $\mathbf{l}\gamma\mathbf{l}\alpha\mathbf{l}\beta\mathbf{l}$ is not a vertex by the edge length consideration, this implies $\mathbf{l}\gamma\mathbf{l}\alpha\mathbf{l}\beta\mathbf{l}\cdots$ is not a vertex.

We will discuss the remaining cases $H = \beta^4, \beta^5$ in Section 4.4.

4.3 Case 3(a^2b^2c)

Let the third of Figure 15 be the center tile T_1 in the partial neighbourhood in Figure 18. We consider two possible arrangements of T_6 . The first and second pictures show one arrangement. The third picture shows the other arrangement. We label the three partial neighbourhood tilings as Cases 3.1, 3.2, 3.3. Again, the degree of H is 4 or 5.

In the first and second pictures, we may determine T_5 and the b^2 -angle γ_4 . Then the two pictures show two possible arrangements of T_4 . In the first picture, we may determine T_3 and the a^2 -angle β_2 . In the second picture, we

get the a^2 -angle β_3 . Then $E_{56} = b$ or c , and either way gives β_2 . In the third picture, we get the b^2 -angle γ_5 . Then $E_{34} = a$ or c , and either way gives γ_4 . This further determines T_3 and gives the a^2 -angle β_2 .

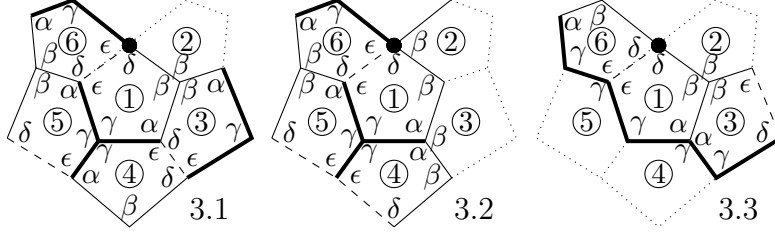


Figure 18: Case 3 for a^2b^2c .

Case 3.1

The angle sums of $\alpha\delta\epsilon, \beta^3, \gamma^3$ and the angle sum for pentagon imply $f = 12$. By $f \geq 16$, we may dismiss the case.

Case 3.2

By $\alpha\delta\epsilon$, we know $R(\beta\delta\epsilon \dots)$ has no α . Then by the edge length consideration, we have $H = \beta\delta^2\epsilon^2$. The angle sums of $\alpha^2\beta, \gamma^3, \beta\delta^2\epsilon^2$ imply

$$\alpha + \beta + \gamma + \delta + \epsilon = \frac{1}{2}(2\alpha + \beta) + \frac{1}{3}3\gamma + \frac{1}{2}(\beta + 2\delta + 2\epsilon) = \frac{8}{3}\pi,$$

contradicting the angle sum for pentagon.

Case 3.3

The angle sums of $\alpha^2\gamma, \beta^3, \gamma\epsilon^2$ and the angle sum for pentagon imply

$$\alpha = \epsilon = \pi - \frac{1}{2}\gamma, \quad \beta = \frac{2}{3}\pi, \quad \delta = \left(\frac{1}{3} + \frac{4}{f}\right)\pi.$$

By β_2 , we have $A_{2,16} = \alpha, \delta$. Then by $\alpha^2\gamma, \beta + 4\delta > 2\pi$, and the edge length consideration, we have $H = \alpha^2\beta\delta^2, \alpha^2\delta^2, \alpha\delta^3\epsilon, \delta^4$.

The angle sum of H further implies

$$H = \alpha^2\beta\delta^2: \alpha = \epsilon = \left(\frac{1}{3} - \frac{4}{f}\right)\pi, \quad \beta = \frac{2}{3}\pi, \quad \gamma = \left(\frac{4}{3} + \frac{8}{f}\right)\pi, \quad \delta = \left(\frac{1}{3} + \frac{4}{f}\right)\pi;$$

$$H = \alpha^2\delta^2: \alpha = \epsilon = \left(\frac{2}{3} - \frac{4}{f}\right)\pi, \quad \beta = \frac{2}{3}\pi, \quad \gamma = \left(\frac{2}{3} + \frac{8}{f}\right)\pi, \quad \delta = \left(\frac{1}{3} + \frac{4}{f}\right)\pi;$$

$$H = \alpha\delta^3\epsilon: \alpha = \epsilon = \left(\frac{1}{2} - \frac{6}{f}\right)\pi, \quad \beta = \frac{2}{3}\pi, \quad \gamma = \left(1 + \frac{12}{f}\right)\pi, \quad \delta = \left(\frac{1}{3} + \frac{4}{f}\right)\pi.$$

By the edge length consideration, $H = \alpha^2\beta\delta^2, \alpha^2\delta^2$ is $|\beta\alpha^\gamma|\gamma\alpha^\beta|\dots$, and $H = \alpha\delta^3\epsilon$ is $|\beta\alpha^\gamma|\gamma\epsilon^\delta|\dots$. Therefore $|\gamma|\gamma|\dots$ is a vertex. This implies $\gamma < \pi$. By the list of angle values, this implies $H = \alpha^2\delta^2$. Then $R(|\gamma|\gamma|\dots) = (\frac{2}{3} - \frac{16}{f})\pi < \alpha, \beta, \gamma, 2\delta, \epsilon$. Therefore the remainder is a single δ . However, $\gamma^2\delta$ is not a vertex by the edge length consideration. We get a contradiction.

We will discuss the remaining case $H = \delta^4$ in Section 4.4.

4.4 Pentagonal Subdivision

After Sections 4.1, 4.2, 4.3, the only remaining cases for the edge combination a^2b^2c are the following.

Case 2.3, $H = \beta^4$: We have the third of Figure 17. The angle sums of $\alpha\delta\epsilon, \gamma^3, \beta^4$ and the angle sum for pentagon imply

$$f = 24: \alpha + \delta + \epsilon = 2\pi, \beta = \frac{1}{2}\pi, \gamma = \frac{2}{3}\pi.$$

Case 2.3, $H = \beta^5$: We have the third of Figure 17. The angle sums of $\alpha\delta\epsilon, \gamma^3, \beta^5$ and the angle sum for pentagon imply

$$f = 60: \alpha + \delta + \epsilon = 2\pi, \beta = \frac{2}{5}\pi, \gamma = \frac{2}{3}\pi.$$

Case 3.3, $H = \delta^4$: We have the third of Figure 18. The angle sums of $\alpha^2\gamma, \beta^3, \gamma\epsilon^2, \delta^4$ and the angle sum for pentagon imply

$$f = 24: \alpha = \epsilon = \pi - \frac{1}{2}\gamma, \beta = \frac{2}{3}\pi, \delta = \frac{1}{4}\pi.$$

We also recall that there is no 3^5 -tile. By Lemma 2, for $f = 24$, this means each tile is a 3^44 -tile.

Case 3.3. $H = \delta^4$

By the edge length consideration, we have $H = \delta^4 = |\delta|\delta|\delta|\delta|$. The four tiles T_1, T_2, T_3, T_4 around a vertex δ^4 is given by the first of Figure 19. Since every tile is a 3^44 -tile, all vertices of the four tiles except the central δ^4 have degree 3. In particular, we have tiles T_5, T_6, T_7 as indicated, with their edges (those not shared with T_1, T_2, T_3) and angles to be determined. Up to the symmetry of vertical flip, we may assume that the edges of T_5 are given as indicated. Then $E_{26} = b$ and $E_{56} = c$ determine T_6 . Then T_7 has 3 b -edges, a contradiction. Therefore the case has no tiling.

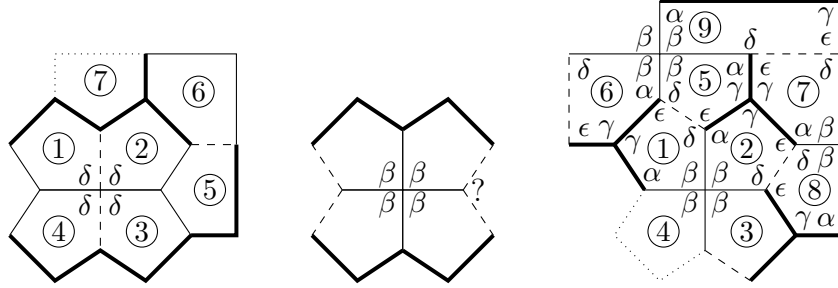


Figure 19: Case 3.3, $H = \delta^4$, and Case 2.3, $H = \beta^4$.

Case 2.3. $H = \beta^4$

We consider the four tiles around β^4 . First, we assume that adjacent tiles always have opposite orientations (in the sense of the direction of edges $a \rightarrow a \rightarrow b \rightarrow b \rightarrow c$). Then we get the second of Figure 19. Since every tile is a 3^4 -tile, the vertex labeled by the question mark has degree 3. This implies that there is a c^2 -angle, a contradiction. Therefore there are two adjacent tiles around β^4 with the same orientation, say T_1, T_2 in the third of Figure 19. We may assume that the edges and angles of T_1, T_2 are given as indicated. Since every tile is a 3^4 -tile, we also have tiles T_3, T_4, \dots, T_8 , with their edges and angles to be determined.

By $E_{15} = c$ and $E_{25} = b$, we determine T_5 . By $E_{16} = b$ and $E_{56} = a$, we determine T_6 . Since T_7 already has two b -edges, and $E_{28} = c$, we have $E_{78} = a$. This determines T_7, T_8 . Then $E_{23} = a$ and $E_{38} = b$ determine T_3 . This shows that, by starting with T_1, T_2 , we can determine T_3 . By repeating with T_2, T_3 in place of T_1, T_2 , we can further determine T_4 . We conclude that the neighbourhood of β^4 is uniquely given by four tiles with the same orientation.

If $\beta_5\beta_6 \dots = \beta^2 \dots$ has degree 3, then by the edge length consideration, it is β^3 , contradicting the fact that β^4 is already a vertex. Since every tile is a 3^4 -tile, the vertex $\beta_5\beta_6 \dots$ has degree 4, and the vertex $\alpha_5\epsilon_7 \dots$ has degree 3. Then $\alpha_5\epsilon_7 \dots = \alpha_5\delta_9\epsilon_7$ determines T_9 . By the edge length consideration, the degree four vertex $\beta_5\beta_6\beta_9 \dots = \beta^4$.

We started with $\beta_1\beta_2\beta_3\beta_4 = \beta^4$, and derived $\beta_5\beta_6\beta_9 \dots = \beta^4$. We may repeat the argument from $\beta_5\beta_6\beta_9 \dots$ in place of $\beta_1\beta_2\beta_3\beta_4$. After repeating six times, we get the pentagonal subdivision of the octahedron, in the second of Figure 2.

Case 2.3. $H = \beta^5$

After finishing Case 2.3, $H = \beta^4$, and Case 3.3, $H = \delta^4$, we may further assume that there is no 3^44 -tile. By Lemma 3, for $f = 60$, we know each tile is a 3^45 -tile.

Among the five tiles around β^5 , there must be two adjacent tiles with the same orientation. Then the argument given by the third of Figure 19 can be carried out, because the argument does not use T_4 . The argument shows that all five tiles have the same orientation, and also derives another degree 5 vertex $\beta_5\beta_6\beta_9\cdots$, with three tiles T_5, T_6, T_9 having the same orientation. By the edge length consideration, we have $\beta_5\beta_6\beta_9\cdots = \beta^5, \alpha^2\beta^3, \beta^3\delta^2$. We need to exclude $\alpha^2\beta^3$ and $\beta^3\delta^2$.

For $\alpha^2\beta^3$, the tiles T_5, T_6, T_9 give the AAD $|\alpha\beta^\delta|\alpha\beta^\delta|\beta\alpha^\gamma|\alpha\beta^\delta|$. The AAD gives a vertex $|\alpha^\beta|\alpha\beta|\cdots$. Since $\alpha^2\beta^3$ and $|\alpha^\beta|\alpha\beta|\cdots$ are vertices of the same tile, and each tile is a 3^45 -tile, we know $|\alpha^\beta|\alpha\beta|\cdots$ has degree 3. Then by the edge lengths, we get $|\alpha^\beta|\alpha\beta|\cdots = |\alpha|\alpha|\beta| = \alpha^2\beta$. However, the vertices $\alpha^2\beta^3$ and $\alpha^2\beta$ are contradictory.

Similarly, the vertex $\beta^3\delta^2$ has the AAD $|\alpha\beta^\delta|\alpha\beta^\delta|\beta\delta^\epsilon|\delta^\beta|\alpha\beta^\delta|$. The AAD gives a vertex $|\beta^\delta|\beta\delta|\cdots$. By 3^45 -tile, the vertex $|\beta^\delta|\beta\delta|\cdots$ has degree 3 and therefore is $\beta\delta^2$. This contradicts the vertex $\beta^3\delta^2$.

We conclude $\beta_5\beta_6\beta_9\cdots = \beta^5$. Then the process of deriving new $\beta_5\beta_6\beta_9\cdots = \beta^5$ from the original β^5 can be repeated. After repeating the process twelve times, we get the pentagonal subdivision of the icosahedron, in the third of Figure 2.

5 Tiling for Edge Combination a^3bc

This section is devoted to the classification of edge-to-edge tilings of the sphere by congruent pentagons with the edge combination a^3bc . By Lemma 9, the pentagon is the second of Figure 1. Similar to the edge combination a^2b^2c , we divide the classification into three cases in Figure 20, according to the location of the vertex H of a special tile (indicated by \bullet). In the first case, the degree of H is 3, 4 or 5. In the second and third cases, the degree of H is 4 or 5. In other words, we do not need to consider 3^5 -tile in the second and third cases. By Lemma 2, we have $f \geq 24$ in the second and third cases.

For the edge combination a^3bc , we will need [3, Lemma 21]. The special case relevant to us is reproduced below.

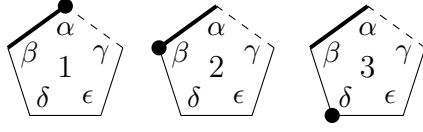


Figure 20: Special tile for the edge combination a^3bc .

Lemma 12. *For the pentagon in the second of Figure 1, we cannot have $\beta = \gamma$ and $\delta = \epsilon$ holding at the same time.*

5.1 Case 1(a^3bc)

Let the first of Figure 20 be the center tile T_1 in the partial neighbourhood in Figure 21. We consider whether $E_{23} = a$ or $E_{56} = a$. If both are not a , then we get the first picture. If one is a and the other is not, by the symmetry of exchanging b and c , we may assume $E_{23} = b$ and $E_{56} = a$, and get the second picture. If both are a , then we get the third picture. We label the three partial neighbourhood tilings as Cases 1.1, 1.2, 1.3.

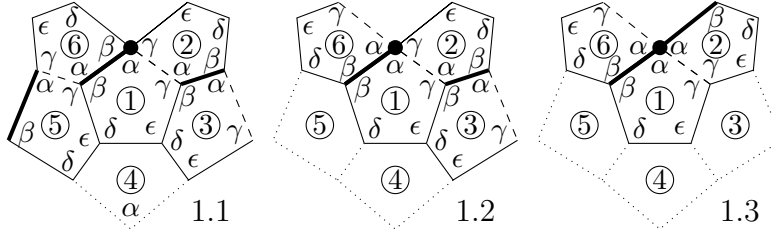


Figure 21: Case 1 for a^3bc .

In Case 1.1, by the vertex $\alpha_2\beta_3\gamma_1 = \alpha\beta\gamma$, we know $H = \alpha_1\beta_6\gamma_2 \cdots = \alpha\beta\gamma$ has degree 3. Therefore T_1 is a 3^5 -tile. Moreover, by the edge length consideration, T_1 cannot be a 3^5 -tile in Cases 1.2 and 1.3. Therefore we may assume there is no 3^5 -tile after Case 1.1. By Lemma 2, we have $f \geq 24$ in Cases 1.2 and 1.3.

Case 1.1

The three a -edges of T_4 imply one of $\delta_1\epsilon_5 \cdots$ and $\delta_3\epsilon_1 \cdots$ is $\delta^2\epsilon$, and the other is $\delta\epsilon^2$. Then the angle sums of $\alpha\beta\gamma, \delta^2\epsilon, \delta\epsilon^2$ and the angle sum for pentagon imply $f = 12$. By $f \geq 16$, we may dismiss the case.

Case 1.2

By the edge length consideration, we have $H = \alpha^3\beta\gamma, \alpha^2\gamma^2, \alpha^2\gamma^2\delta, \alpha^2\gamma^2\epsilon$. By $\alpha_2\beta_3\gamma_1$, we have $H \neq \alpha^3\beta\gamma$. We will further show that $\alpha + \gamma > \pi$, so that $H \neq \alpha^2\gamma^2 \dots$.

Figure 22 divides into further cases according to the edge E_{45} . If $E_{45} = a$, then $\delta_1 \dots$ and $\epsilon_1 \dots$ are combinations of δ, ϵ . If the combinations are different, then the angle sums of $\delta_1 \dots$ and $\epsilon_1 \dots$ imply $\delta = \epsilon = \frac{2}{3}\pi$. Combined with the angle sum of $\alpha\beta\gamma$ and the angle sum for pentagon, we get $f = 12$, contradicting $f \geq 24$. Therefore $\delta_1 \dots$ and $\epsilon_1 \dots$ have the same angle combination. This implies $\delta_1 \dots = \delta_1\delta_5\epsilon_4$ and $\epsilon_1 \dots = \delta_3\delta_4\epsilon_1$. Then we determine T_4, T_5 , and get the first of Figure 22. If $E_{45} = b$ or c , then we may determine T_4, T_5 and get the second and third of Figure 22. The angle sums of the four degree 3 vertices and the angle sum for pentagon imply

$$\begin{aligned} E_{45} = a: \alpha + \gamma &= (1 + \frac{4}{f})\pi, \beta = \delta = (1 - \frac{4}{f})\pi, \epsilon = \frac{8}{f}\pi; \\ E_{45} = b: \alpha + \gamma &= (\frac{3}{2} - \frac{2}{f})\pi, \beta = (\frac{1}{2} + \frac{2}{f})\pi, \delta = (1 - \frac{4}{f})\pi, \epsilon = \frac{8}{f}\pi; \\ E_{45} = c: \alpha = \beta &= (\frac{1}{2} + \frac{2}{f})\pi, \gamma = \epsilon = (1 - \frac{4}{f})\pi, \delta = \frac{8}{f}\pi. \end{aligned}$$

In all cases, we have $\alpha + \gamma > \pi$.

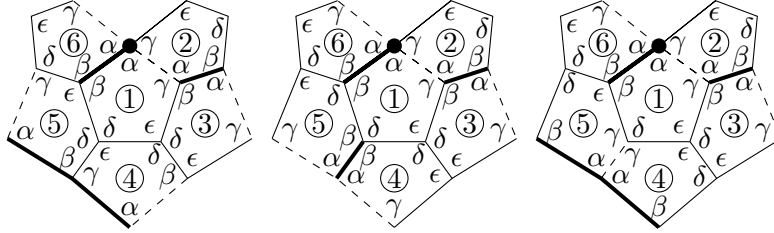


Figure 22: Case 1.2 for a^3bc .

Case 1.3

By the edge length consideration, we have $H = \alpha^4, \alpha^3\beta\gamma$. Moreover, since b and c of T_4 are adjacent, one of E_{34} and E_{45} is a . By the symmetry of exchanging b and c , we may further assume that $E_{45} = a$. Then we consider three possibilities for E_{34} .

Subcase. $E_{34} = a$

Figure 23 shows the case $E_{34} = a$. This implies $\delta_1 \cdots$ and $\epsilon_1 \cdots$ are combinations of δ, ϵ .

If $\delta = \epsilon$, then the angle sum of $\delta_1 \cdots$ implies $\delta = \epsilon = \frac{2}{3}\pi$. Then the angle sums of $\beta_1\beta_6 \cdots$ and $\gamma_1\gamma_2 \cdots$ imply $\beta = \gamma = \frac{2}{3}\pi$, contradicting Lemma 12.

Therefore $\delta \neq \epsilon$. This implies $A_{3,12} = A_{5,16}$, $A_{3,14} = A_{5,14}$, and $\delta_1 \cdots$ and $\epsilon_1 \cdots$ have the same angle combination. This further implies $A_{4,13} = \delta, A_{4,15} = \epsilon$. Then we determine T_4 and get two pictures according to $A_{3,12} = A_{5,16} = \delta$ or ϵ .

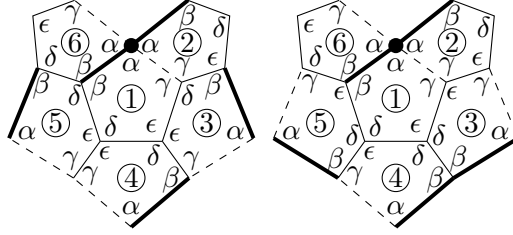


Figure 23: Case 1.3 for a^3bc , $E_{34} = a$, $E_{45} = a$.

In the first of Figure 23, the angle sums of $\beta^2\delta, \gamma^2\delta, \delta\epsilon^2$ and the angle sum for pentagon imply

$$\alpha = \frac{4}{f}\pi + \frac{1}{2}\delta, \quad \beta = \gamma = \epsilon = \pi - \frac{1}{2}\delta.$$

By $2\alpha + \beta + \gamma > 2\pi$, we get $H \neq \alpha^3\beta\gamma$. Then the angle sum of $H = \alpha^4$ further implies

$$\alpha = \frac{1}{2}\pi, \quad \beta = \gamma = \epsilon = \left(\frac{1}{2} + \frac{4}{f}\right)\pi, \quad \delta = \left(1 - \frac{8}{f}\right)\pi.$$

By the edge length consideration, we have $\gamma_4\gamma_5 \cdots = \theta|\gamma|\gamma|\rho \cdots$, where $\theta, \rho = \alpha, \gamma$ are two angles. By $\gamma > \alpha = \frac{1}{2}\pi$, the angle sum of the vertex is $> 2\pi$, a contradiction.

By the similar argument, the second of Figure 23 leads to a similar contradiction at $\beta_3\beta_4 \cdots$.

Subcase. $E_{34} = b$

Figure 24 shows the case $E_{34} = b$. This determines T_3, T_4 . Then we get two pictures according to the two possible arrangements of T_5 .




Figure 24: Case 1.3 for a^3bc , $E_{34} = b$, $E_{45} = a$.

In the first of Figure 24, the angle sums of $\beta^2\delta, \beta^2\epsilon, \gamma^2\delta, \delta^2\epsilon$ imply $\beta = \gamma = \delta = \epsilon$, contradicting Lemma 12.

In the second of Figure 24, if $H = \alpha^3\beta\gamma$, then the angle sums of $\beta^2\epsilon, \gamma^2\delta, \delta^3, H$ and the angle sum for pentagon imply

$$\alpha = \left(\frac{1}{4} + \frac{1}{f}\right)\pi, \quad \beta = \left(\frac{7}{12} - \frac{3}{f}\right)\pi, \quad \gamma = \delta = \frac{2}{3}\pi, \quad \epsilon = \left(\frac{5}{6} + \frac{6}{f}\right)\pi.$$

Then by $R(|\epsilon_2|\epsilon_3|\dots) = \left(\frac{1}{3} - \frac{12}{f}\right)\pi < \beta, \gamma, \delta, \epsilon$, the remainder has only α . Since α is a bc -angle, we get a contradiction.

We will discuss the remaining case $H = \alpha^4$ (for the second of Figure 24) in Section 5.4.

Subcase. $E_{34} = c$

Figure 25 shows the case $E_{34} = c$. We get two pictures according to the two possible arrangements of T_5 .

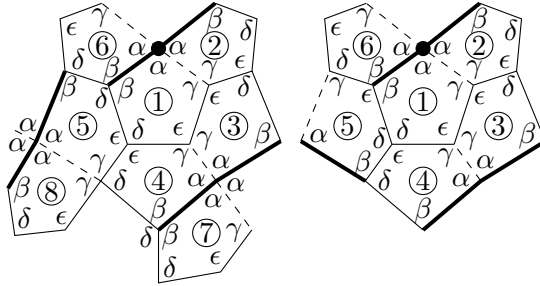


Figure 25: Case 1.3 for a^3bc , $E_{34} = c$, $E_{45} = a$.

In the first of Figure 25, if $H = \alpha^3\beta\gamma$, then the angle sums of $\beta^2\delta, \gamma^2\epsilon, \delta\epsilon^2, H$ and the angle sum for pentagon imply

$$\alpha = \left(\frac{1}{4} + \frac{1}{f}\right)\pi, \quad \beta = \epsilon = \left(\frac{1}{2} - \frac{6}{f}\right)\pi, \quad \gamma = \left(\frac{3}{4} + \frac{3}{f}\right)\pi, \quad \delta = \left(1 + \frac{12}{f}\right)\pi.$$

By $\dagger\gamma_5|\delta_4|\cdots = \dagger\alpha\dagger\gamma|\delta|\cdots$ or $\dagger\gamma\dagger\gamma|\delta|\cdots$, and $2\gamma + \delta > \alpha + \gamma + \delta > 2\pi$, we get a contradiction.

Therefore $H = \alpha^4$. The angle sums of $\beta^2\delta, \gamma^2\epsilon, \delta\epsilon^2, H$ and the angle sum for pentagon imply

$$\alpha = \frac{1}{2}\pi, \beta = \epsilon = (1 - \frac{8}{f})\pi, \gamma = (\frac{1}{2} + \frac{4}{f})\pi, \delta = \frac{16}{f}\pi.$$

Since $f = 24$ implies $\beta = \gamma = \delta = \epsilon$, contradicting Lemma 12, we have $f > 24$.

If $\dagger\alpha\dagger$ has no more α on either side, then $\dagger\alpha\dagger\cdots = \beta\dagger\alpha\dagger\gamma\cdots$. By $0 \neq R(\beta\dagger\alpha\dagger\gamma\cdots) = \frac{4}{f}\pi < \text{all angles}$, this is a contradiction. Therefore $\alpha\cdots = \dagger\alpha\dagger\alpha\dagger\cdots, \dagger\alpha\dagger\alpha\dagger\cdots$. We further have $\dagger\alpha\dagger\alpha\dagger\cdots = \theta\dagger\alpha\dagger\alpha\dagger\rho\cdots$, where $\theta, \rho = \alpha, \gamma$ are two angles, and $\dagger\alpha\dagger\alpha\dagger\cdots = \theta\dagger\alpha\dagger\alpha\dagger\rho\cdots$, where $\theta, \rho = \alpha, \beta$ are two angles. Then by $\alpha = \frac{1}{2}\pi < \beta, \gamma$, we conclude $\alpha\cdots = \alpha^4$. By $\alpha_3\alpha_4\cdots = \alpha_5\cdots = \alpha^4$, we determine T_7, T_8 . By $\alpha\cdots = \alpha^4$ and $R(\beta_4\beta_7\cdots) = \delta < \beta, \gamma, \epsilon$, we get $\beta_4\beta_7\cdots = \beta^2\delta$. By $f > 24$, we have $\beta \neq \gamma$. Then $\beta^2\delta$ implies $\gamma^2\delta$ is not a vertex. Therefore $\gamma_5\gamma_8\delta_4\cdots = \gamma^2\delta\theta\cdots$, where $\theta = \beta, \epsilon$ is adjacent to δ . By $2\gamma + \delta + \theta > 2\pi$, we get a contradiction.

In the second of Figure 25, the angle sums of $\beta^2\epsilon, \gamma^2\epsilon, \delta^2\epsilon$ and the angle sum for pentagon imply

$$\alpha = \frac{4}{f}\pi + \frac{1}{2}\epsilon, \beta = \gamma = \delta = \pi - \frac{1}{2}\epsilon.$$

By $2\alpha + \beta + \gamma > 2\pi$, we have $H \neq \alpha^3\beta\gamma$. Therefore $H = \alpha^4$, and the angle sum of H further implies

$$\alpha = \frac{1}{2}\pi, \beta = \gamma = \delta = (\frac{1}{2} + \frac{4}{f})\pi, \epsilon = (1 - \frac{8}{f})\pi.$$

By the edge length consideration, we have $\dagger\beta_5|\delta_4|\cdots = \dagger\alpha\dagger\beta|\delta|\cdots$ or $\dagger\beta|\beta|\delta|\cdots$. By $f > 24$, we know both $R(\dagger\alpha\dagger\beta|\delta|\cdots) = (\frac{1}{2} - \frac{8}{f})\pi$ and $R(\dagger\beta|\beta|\delta|\cdots) = (\frac{1}{2} - \frac{12}{f})\pi$ are nonzero and strictly less than all the angles. Therefore $\dagger\alpha\dagger\beta|\delta|\cdots$ or $\dagger\beta|\beta|\delta|\cdots$ are not vertices. We get a contradiction.

5.2 Case 2(a^3bc)

Let the second of Figure 20 be the center tile T_1 in the partial neighbourhood in the first of Figure 26. Since E_{23} is adjacent to $E_{12} = b$ and $E_{13} = c$, we get $E_{23} = a$ and determine T_2, T_3 . The angle sum of $\alpha_1\beta_2\gamma_3$ implies $H = \dagger\alpha\dagger\beta|\cdots$ has no γ . Therefore $H = \dagger\alpha\dagger\alpha\dagger\beta|\cdots = \alpha^2\beta^2, \alpha^2\beta^2\delta, \alpha^2\beta^2\epsilon$. The angle sum of

H implies $\alpha + \beta \leq \pi$. Then the angle sum of $\alpha\beta\gamma$ implies $\gamma \geq \pi$. Therefore $\gamma^2 \cdots$ is not a vertex. On the other hand, the AAD $H = \mathbf{|\beta\alpha\gamma|\gamma\alpha^\beta|} \cdots$ implies $\gamma^2 \cdots$ is a vertex. We get a contradiction.

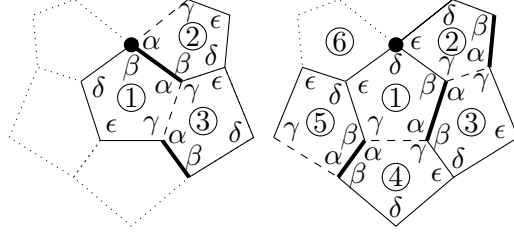


Figure 26: Cases 2 and 3 for a^3bc .

5.3 Case 3(a^3bc)

Let the third of Figure 20 be the center tile T_1 in the partial neighbourhood in the second of Figure 26. Since E_{34} is adjacent to $E_{13} = b$ and $E_{14} = c$, we get $E_{34} = a$ and determine T_3, T_4 . This further determines T_2, T_5 . The angle sum of $\alpha\beta\gamma$ and the angle sum for pentagon imply

$$\alpha + \beta + \gamma = 2\pi, \quad \delta + \epsilon = (1 + \frac{4}{f})\pi.$$

Suppose $H = \delta\epsilon \cdots$ has $\beta\mathbf{|\beta}$. Then the angle sum of H implies

$$\beta \leq \pi - \frac{1}{2}(\delta + \epsilon) = (\frac{1}{2} - \frac{2}{f})\pi, \quad \alpha + \gamma \geq 2\pi - \beta \geq (\frac{3}{2} + \frac{2}{f})\pi.$$

Moreover, the AAD $\mathbf{|\delta\beta^\alpha|\alpha\beta^\delta|}$ of $\beta\mathbf{|\beta}$ implies a vertex $\mathbf{|\alpha|\alpha|} \cdots = \theta\mathbf{|\alpha|\alpha|}\rho \cdots$, where $\theta, \rho = \alpha, \gamma$ are two angles. By $\alpha + \gamma > \pi$, one of θ, ρ is α . Then $\mathbf{|\alpha|\alpha|} \cdots = \mathbf{|\alpha|\alpha|\alpha|\alpha|} \cdots$ or $\mathbf{|\alpha|\alpha|\alpha|\gamma|} \cdots$. The angle sum of the vertex implies $4\alpha \leq 2\pi$ or $3\alpha + \gamma \leq 2\pi$. Combined with $\alpha + \gamma \geq (\frac{3}{2} + \frac{2}{f})\pi$, we always get $\gamma > \pi$. On the other hand, the AAD $\mathbf{|\beta\alpha\gamma|\gamma\alpha^\beta|}$ implies $\gamma^2 \cdots$ is a vertex. We get a contradiction.

Therefore $H = \delta\mathbf{|\epsilon} \cdots$ has no $\beta\mathbf{|\beta}$. By the same reason, H has no $\gamma\mathbf{|\gamma}$. By the edge length consideration, this implies that, if $H = \delta\mathbf{|\epsilon} \cdots$ has any one of α, β, γ , then the remainder of H is $\mathbf{|\beta|\alpha|\gamma|}$. This contradicts the vertex $\alpha\beta\gamma$, and also contradicts the angle sum for pentagon.

Therefore H has only δ, ϵ . By $\delta + \epsilon > \pi$, we conclude $H = \delta\epsilon \cdots = \delta^3\epsilon, \delta\epsilon^3, \delta^4\epsilon, \delta\epsilon^4$. We will continue studying the case in Section 5.4.

5.4 Double Pentagonal Subdivision

After Sections 5.1, 5.2, 5.3, the only remaining cases for the edge combination a^3bc are the following.

Case 1.3, $H = \alpha^4$, $E_{34} = b$, $E_{45} = a$: We have the second of Figure 24. The angle sums of $\beta^2\epsilon$, $\gamma^2\delta$, δ^3 , α^4 and the angle sum for pentagon imply

$$\alpha = \frac{1}{2}\pi, \beta = \left(\frac{5}{6} - \frac{4}{f}\right)\pi, \gamma = \delta = \frac{2}{3}\pi, \epsilon = \left(\frac{1}{3} + \frac{8}{f}\right)\pi.$$

Case 3, $H = \delta^3\epsilon$, $\delta\epsilon^3$, $\delta^4\epsilon$, $\delta\epsilon^4$: We have the second of Figure 26. The angle sums of $\alpha\beta\gamma$ and the angle sum for pentagon imply

$$\alpha + \beta + \gamma = 2\pi, \delta + \epsilon = \left(1 + \frac{4}{f}\right)\pi.$$

We also recall that $f \geq 24$.

Case 1.3. $H = \alpha^4$

Since $f = 24$ implies $\beta = \gamma = \delta = \epsilon$, contradicting Lemma 12, we have $f > 24$.

In Section 2.4, we obtained all the possible vertex combinations. We need to consider $f = 48, 72, 120$, and the rest.

For $f = 48$, the AVC is given by (2.3)

$$\text{AVC} = \{\alpha\beta^2, \beta^2\epsilon, \gamma^2\delta, \delta^3, \alpha^4, \epsilon^4\}.$$

We construct the tiling based on the AVC and the fact that there is a vertex δ^3 , such that the tiles around the vertex are arranged as T_1, T_4, T_5 in the second of Figure 24. Figure 27 shows such a vertex δ^3 , with three tiles T_1, T'_1, T''_1 around the vertex as assumed. We will use T'_n, T''_n to denote the two rotations of T_n , and the subsequent conclusions remain valid after rotations.

By the AVC, we have $\beta_1\epsilon_{1'} \cdots = \beta^2\epsilon$. This determines T_2 (and its other two rotations). Then $\alpha_1\alpha_2 \cdots = \alpha^4$ (we will omit mentioning ‘‘by the AVC’’) determines T_3, T_4 (we will omit mentioning ‘‘and other two rotations’’). Then $\gamma_2\gamma_3 \cdots = \gamma^2\delta$ and $\epsilon_2\epsilon_{4'} \cdots = \epsilon^4$ determine T_5 . Then $\beta_5\epsilon_3 \cdots = \beta^2\epsilon$ determines T_6 . Then $\delta_3\delta_6 \cdots = \delta_3\delta_6\delta_7$. By δ_7 , we know $\beta_3\beta_4 \cdots = \beta_3\beta_4\epsilon_7$. Then δ_7, ϵ_7 determine T_7 . We find that T_3, T_6, T_7 around a vertex δ^3 just like T_1, T'_1, T''_1 around the original vertex δ^3 . The argument for the tiling can therefore be repeated by starting from the new δ^3 .

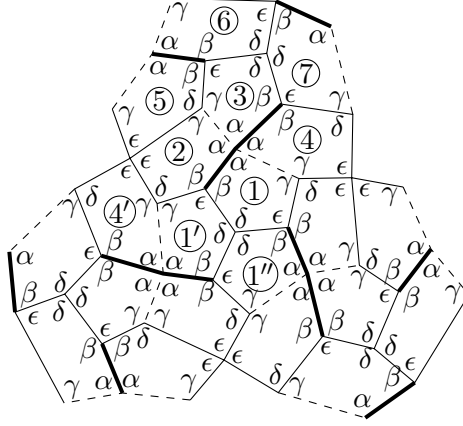


Figure 27: Construct double pentagonal subdivision.

The tiles T_1, T_2 and their rotations form a local tiling that is exactly the same as the tiling of a triangular face of the regular octahedron in Figure 12. The repeated construction around the new δ^3 creates another such tiling of another triangular face next to the existing triangular face tiling. Therefore further repetitions give the double pentagonal subdivision tiling. The tiling we get at the end is first of Figure 3.

The argument for $f = 48$ also applies to $f = 120$. For $f = 120$, the AVC is given by (2.4)

$$\text{AVC} = \{\beta^2\epsilon, \gamma^2\delta, \delta^3, \alpha^4, \epsilon^5\}.$$

Compared with the AVC for $f = 48$, we see $\alpha\beta^2$ is missing, and ϵ^4 is replaced by ϵ^5 . The argument still starts with the same assumption on the neighbourhood of one δ^3 vertex. We need to pay attention to where ϵ^4 is used for $f = 48$. The place we use ϵ^4 is $\epsilon_2\epsilon_{4'} \cdots = \epsilon^2 \cdots = \epsilon^4$. For the new AVC, this becomes $\epsilon_2\epsilon_{4'} \cdots = \epsilon^5$. Therefore the argument is valid, and we still get the double pentagonal subdivision tiling. The tiling we get at the end is the second of Figure 3.

For $f = 72$, we have

$$\text{AVC} = \{\beta^2\epsilon, \gamma^2\delta, \delta^3, \alpha^4, \delta\epsilon^3\}.$$

The argument for $f = 48$ is valid until $\epsilon_2\epsilon_{4'} \cdots = \delta\epsilon^3$. The AVC implies $\beta\gamma \cdots, \gamma\epsilon \cdots$ are not vertices. Therefore the AAD of $\delta\epsilon^3$ is $|\gamma\epsilon^\delta|^\beta\delta^\epsilon|\delta^\epsilon\gamma|\epsilon| = |\delta^\epsilon\gamma|\epsilon|\gamma\epsilon^\delta|^\beta\delta^\epsilon|$. The AAD of $|\delta^\epsilon\gamma|\epsilon|\gamma\epsilon^\delta|$ implies $\gamma|\gamma \cdots$ is a vertex. On the other hand, by the edge length consideration, the AVC implies $\gamma^2 \cdots = \gamma^2\delta =$

$|\gamma|\gamma|\delta|$. Therefore $\gamma|\gamma\cdots$ is not a vertex. The contradiction proves that there is no tiling for $f = 72$.

For general f (i.e., $f \neq 48, 72, 120$), we have

$$\text{AVC} = \{\beta^2\epsilon, \gamma^2\delta, \delta^3, \alpha^4\}.$$

Again the argument for $f = 48$ is valid until $\epsilon_2\epsilon_{4'}\cdots$. Since $\epsilon^2\cdots$ is not in the AVC, we get a contradiction.

This completes the discussion for Case 1.3, $H = \alpha^4$. The conclusion is the double pentagonal subdivision tilings for $f = 48$ and 120.

Case 3. $H = \delta^3\epsilon, \delta\epsilon^3, \delta^4\epsilon, \delta\epsilon^4$

If $H = \delta^3\epsilon$ in the second of Figure 26, then $A_{6,12} = \delta$. By the edge length consideration, this implies $\delta_5\epsilon_1\cdots = \delta_5\epsilon_1\epsilon_6 = \delta\epsilon^2$. Then the angle sums of $\delta^3\epsilon, \delta\epsilon^2$ and $\delta + \epsilon = (1 + \frac{4}{f})\pi$ imply $f = 20$, a contradiction. We get the same contradiction for $H = \delta\epsilon^3$.

The final case we need to consider is Case 3, $H = \delta^4\epsilon, \delta\epsilon^4$. After finishing all the other cases for a^3bc , we may assume that there is no 3^5 -tile and no 3^44 -tile. By Lemma 3, this implies $f \geq 60$. On the other hand, for $H = \delta^4\epsilon$, the argument for $H = \delta^3\epsilon$ can be used to show that $\delta\epsilon^2$ is a vertex. Then the angle sums of $\delta^4\epsilon, \delta\epsilon^2$ and $\delta + \epsilon = (1 + \frac{4}{f})\pi$ imply $f = 28$, contradicting $f \geq 60$. We get the same contradiction for $H = \delta\epsilon^4$.

References

- [1] Y. Akama, M. Yan. On deformed dodecahedron tiling. *preprint*, arXiv:1403.6907, 2014.
- [2] Y. Akama, E. X. Wang, M. Yan. Tilings of sphere by congruent pentagons III: edge combination a^5 . *preprint*, arXiv:1805.07217, 2021.
- [3] H. H. Gao, N. Shi, M. Yan. Spherical tiling by 12 congruent pentagons. *J. Combinatorial Theory Ser. A*, 120(4):744–776, 2013.
- [4] H. P. Luk. Angles in Spherical Pentagon Tilings. MPhil Thesis, Hong Kong University of Science and Technology, 2012.
- [5] H. P. Luk, M. Yan. Tilings of the sphere by congruent almost equilateral pentagons I: five distinct angles. *preprint*, 2021.

- [6] H. P. Luk, M. Yan. Tilings of the sphere by congruent almost equilateral pentagons II: three angles. *preprint*, 2021.
- [7] M. Rao. Exhaustive search of convex pentagons which tile the plane. *preprint*, arXiv:1708.00274, 2017.
- [8] D. M. Y. Sommerville. Division of space by congruent triangles and tetrahedra. *Proc. Royal Soc. Edinburgh*, 43:85–116, 1922-3.
- [9] Y. Ueno, Y. Agaoka. Classification of tilings of the 2-dimensional sphere by congruent triangles. *Hiroshima Math. J.*, 32(3):463–540, 2002.
- [10] Y. Ueno, Y. Agaoka. Examples of spherical tilings by congruent quadrangles. *Math. Inform. Sci., Fac. Integrated Arts and Sci., Hiroshima Univ., Ser. IV*, 27:135–144, 2001.
- [11] E. X. Wang, M. Yan. Tilings of the sphere by congruent pentagons II: edge combination a^3b^2 . *preprint*, arXiv:1903.02712, 2021.
- [12] E. X. Wang, M. Yan. Moduli of pentagonal subdivision tiling. *preprint*, arXiv: 1907.08776, 2019.
- [13] M. Yan. Combinatorial tilings of the sphere by pentagons. *Elec. J. of Combi.*, 20:#P1.54, 2013.
- [14] M. Yan. Pentagonal subdivision. *Elec. J. of Combi.*, 26:#P4.19, 2019.
- [15] C. M. Zong. Can you pave the plane with identical tiles? *Notice AMS*, 67(5):635–646, 2020.