

A Branch–Price–and–Cut Algorithm for Optimal Decoding of LDPC Codes

Banu Kabakulak^{*1}, Z. Caner Taşkın¹, and Ali Emre Pusane²

¹Department of Industrial Engineering, Boğaziçi University, İstanbul, Turkey

²Department of Electrical and Electronics Engineering, Boğaziçi University, İstanbul, Turkey

Channel coding aims to minimize errors that occur during the transmission of digital information from one place to another. Low–density parity–check (LDPC) codes can detect and correct transmission errors if one encodes the original information by adding redundant bits. In practice, heuristic iterative decoding algorithms are used to decode the received vector. However, these algorithms may fail to decode if the received vector contains multiple errors. We consider decoding the received vector with minimum error as an integer programming problem and propose a branch–and–price method for its solution. We improve the performance of our method by introducing heuristic feasible solutions and adding valid cuts to the mathematical formulation. Computational results reveal that our branch–price–and–cut algorithm significantly improves solvability of the problem compared to a commercial solver in high channel error rates. Our proposed algorithm can find higher quality solutions than commonly used iterative decoding heuristics.

Keywords: Telecommunications, LDPC decoding, integer programming, branch–price–and–cut algorithm.

^{*}Corresponding author. Tel.: +90 2123596771; fax: +90 2122651800.

E-mail addresses: banu.kabakulak@boun.edu.tr (B. Kabakulak), caner.taskin@boun.edu.tr (Z. C. Taşkın), ali.pusane@boun.edu.tr (A. E. Pusane).

1 Introduction and Literature Review

Low-density parity-check (LDPC) codes, a category of linear block codes, were first investigated by Gallager [1] and rediscovered by MacKay [2, 3]. LDPC codes are now being used in hard disk drive read channels, Wireless (IEEE 802.11n/ IEEE 802.11ac, IEEE 802.16e WiMax), 10-GB, DVB-S2, and more recently in Flash SSD due to their high error detection and correction capabilities [4]. LDPC codes can be represented as sparse bipartite graphs known as Tanner graphs [5]. Sparsity of Tanner graphs allows implementation of iterative message-passing decoding algorithms easily with low complexity and low decoding latency. Among message-passing algorithms, Gallager A and B algorithms and sum product (also known as belief propagation) algorithm are popular [1], [6] – [9]. There are algorithms in literature that aim to reduce the complexity of the sum product (SP) algorithm [10] – [12].

Maximum likelihood (ML) decoding aims to decode a received vector by explicitly minimizing error probability. The ML decoding problem is NP-hard [13]. Hence, iterative message-passing algorithms are used in practice, although they are heuristic approaches. They can give close results to ML decoding on sparse Tanner graphs [14]. However, these algorithms do not guarantee optimality of the decoded vector, and they may fail to decode correctly when Tanner graph includes cycles.

ML decoding problem can be represented as an integer programming (IP) problem (given as EM formulation in Section 3.1). In [15], linear relaxation of the IP problem is alternatively formulated (given as LPM formulation in Section 3.1). The authors utilize optimization techniques on a linear programming (LP) formulation and develop LP decoding algorithm for ML decoding problem. In [16], an iterative approach similar to SP is implemented for low complexity LP decoding and the technique is improved in [17]. The vertices of LP formulation are known as pseudocodewords. An efficient pseudocodeword search algorithm for LP decoding is introduced in [18]. In [19], an LP decoding algorithm that adds necessary constraints as needed to the LP formulation is developed. The authors also include some valid inequalities introducing redundant check nodes. This LP decoder is further improved by separating pseudocodewords with new cuts in [20].

EM formulation is reformulated in [21] with fewer constraints. The authors solve the new formulation with a branch-and-bound algorithm. LPM formulation is addressed in [22], where the authors propose a separation algorithm to improve the error correction capability of LP decoder. Lagrangean relaxation techniques are applied to LPM formulation in [23, 24].

In this study, we consider LPM formulation and develop a branch-price-and-cut (BPC) algorithm for solving ML decoding problem for practical code lengths (approximately $n = 4000$) efficiently. The rest of the paper is organized as follows: we define the problem formally in the next section. Section 3 explains the proposed decoding techniques. In particular, we give the details of our branch-and-price (BP) algorithm in Section 3.2 and improvements to BP algorithm towards BPC in Section 3.3. We present the corresponding computational results in Section 4. Some concluding remarks and comments on future work appear in Section 5.

2 Problem Definition

In a digital communication system, information is sent from a source to a sink over a noisy communication channel as shown in Figure 1. We can represent original information as k -bits long sequence $\mathbf{u} = (u_1 \ u_2 \ \dots \ u_k)$ ($u_i \in \{0, 1\}$). Since there is noise in the communication channel, some bits of \mathbf{u} can change. Information \mathbf{u} is encoded with a $k \times n$ generator matrix \mathbf{G} through the operation $\mathbf{v} = \mathbf{u}\mathbf{G} \pmod{2}$ to have more reliable communication. That is, $(n - k)$ redundant parity-check bits are added to \mathbf{u} and n -bits long ($n \geq k$) codeword $\mathbf{v} = (v_1 \ v_2 \ \dots \ v_n)$ ($v_i \in \{0, 1\}$) is obtained.

The codeword \mathbf{v} is transmitted over a noisy communication channel to the receiver. In this paper we focus on Binary Symmetric Channel (BSC). In BSC, a bit v_i is received correctly with probability $1 - p$ or an error occurs with probability p [25, 26]. The value of v_i flips in the case of an error, i.e., if $v_i = 0$, it becomes 1 and vice versa. Decoder tests the correctness of n -bits long received vector \mathbf{r} with a $(n - k) \times n$ parity-check matrix \mathbf{H} . The received vector \mathbf{r} is detected to be erroneous if $\mathbf{r}\mathbf{H}^T \neq \mathbf{0} \pmod{2}$. In such a case, the decoder runs decoding algorithms to fix the errors and estimate the original information as $\hat{\mathbf{u}}$ [27].

One can obtain a generator matrix \mathbf{G} , which is not necessarily unique, from parity-check

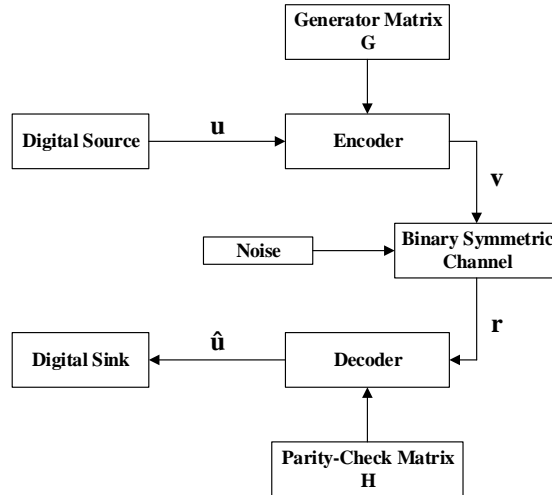


Figure 1: Digital communication system diagram

matrix \mathbf{H} by carrying out binary arithmetic [25]. A vector \mathbf{v} is a codeword if $\mathbf{v}\mathbf{H}^T = \mathbf{0} \pmod{2}$. For any (\mathbf{G}, \mathbf{H}) pair $\mathbf{G}\mathbf{H}^T = \mathbf{0} \pmod{2}$ holds, meaning that each row of \mathbf{G} is a codeword. Moreover, the codewords are in the null space of \mathbf{H} matrix and \mathbf{G} is a basis for the null space.

$$\mathbf{H} = \begin{bmatrix} \mathbf{I}_s^1 & \mathbf{I}_s^2 & \mathbf{I}_s^3 & \mathbf{I}_s^4 & \mathbf{I}_s^5 & \mathbf{I}_s^6 \\ \mathbf{I}_s^7 & \mathbf{I}_s^8 & \mathbf{I}_s^9 & \mathbf{I}_s^{10} & \mathbf{I}_s^{11} & \mathbf{I}_s^{12} \\ \mathbf{I}_s^{13} & \mathbf{I}_s^{14} & \mathbf{I}_s^{15} & \mathbf{I}_s^{16} & \mathbf{I}_s^{17} & \mathbf{I}_s^{18} \end{bmatrix} \quad \mathbf{H} = \begin{bmatrix} 1 & 0 & 0 & 1 & 0 & 1 & 1 & 0 & 0 & 1 & 1 & 0 \\ 0 & 1 & 1 & 0 & 1 & 0 & 0 & 1 & 1 & 0 & 0 & 1 \\ 0 & 1 & 1 & 0 & 0 & 1 & 1 & 0 & 0 & 1 & 0 & 1 \\ 1 & 0 & 0 & 1 & 1 & 0 & 0 & 1 & 1 & 0 & 1 & 0 \\ 0 & 1 & 0 & 1 & 1 & 0 & 0 & 1 & 1 & 0 & 0 & 1 \\ 1 & 0 & 1 & 0 & 0 & 1 & 1 & 0 & 0 & 1 & 1 & 0 \end{bmatrix}$$

(a)
(b)

Figure 2: $(3, 6)$ -regular permutation matrix

(J, K) -regular LDPC codes are members of linear block codes that can be represented by a parity-check matrix \mathbf{H} having J -many ones at each column and K -many ones at each row. One can generate a (J, K) -regular \mathbf{H} matrix of dimension (Js, Ks) by randomly permuting the columns of an $s \times s$ identity matrix \mathbf{I}_s . Regularity of the matrix is provided through augmenting identity matrices K times at each row and J times at each column. The generic structure of a $(3, 6)$ -regular \mathbf{H} matrix is given in Figure 2a where \mathbf{I}_s^i represents the i th randomly permuted identity matrix. We give an example of a $(3, 6)$ -regular \mathbf{H} matrix with $s = 2$ in Figure 2b.

An LDPC code can alternatively be represented as a Tanner graph, which is a sparse bipartite

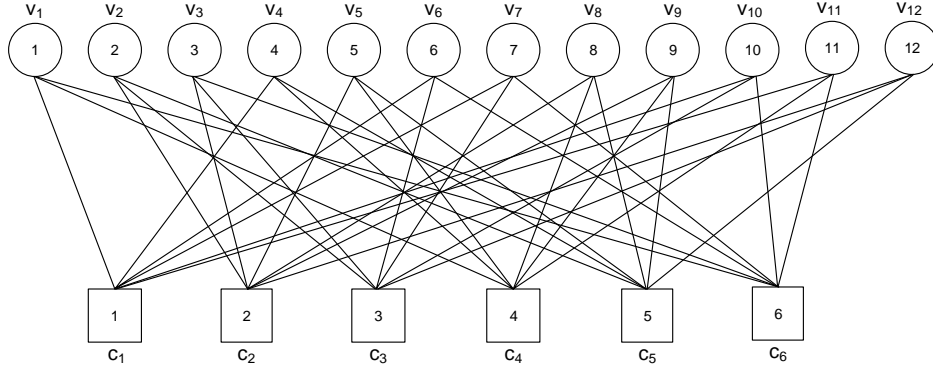


Figure 3: Tanner graph representation of \mathbf{H} matrix in Figure 2b

graph, corresponding to \mathbf{H} matrix [9]. On one part of Tanner graph there is a variable node i (v_i), $i \in \{1, \dots, n\}$, for each bit of received vector. Each row of \mathbf{H} matrix represents a parity-check equation and corresponds to a check node j (c_j), $j \in \{1, \dots, n - k\}$, in the other part of Tanner graph. A check node is said to be satisfied if its parity-check equation is equal to zero in (mod 2). The set of adjacent check (variable) nodes to a variable node i (check node j) is represented by $N(v_i)(N(c_j))$. The *degree* of v_i (c_j) is the number of adjacent check nodes (variable nodes) on Tanner graph. That is, degree of v_i is $d_i = |N(v_i)|$ and c_j is $d_j = |N(c_j)|$. Hence, \mathbf{H} matrix is the bi-adjacency matrix of Tanner graph. Figure 3 shows Tanner graph representation of the \mathbf{H} matrix defined in Figure 2b.

In practical applications, iterative message-passing algorithms (such as Gallager A and SP) decode received vector \mathbf{r} on Tanner graph efficiently due to its sparsity property [14]. However, these algorithms are heuristic approaches and they cannot guarantee that the solution is near optimal. As we show with computational experiments in Table 7 of Section 4 for Gallager A, their error correction capability decreases significantly as the error probability increases. Besides, they may fail to decode if the received vector includes multiple errors.

In this study, we focus on developing ML decoding algorithms using optimization techniques. In particular, we make use of a mathematical formulation by Feldman *et al.* [15] for our BP algorithm. Then, we propose improvements to our BP algorithm to evolve our final BPC algorithm.

3 Solution Methods

We propose a BP algorithm (explained in Section 3.2) for LDPC decoding problem. We improve the performance of BP method by providing feasible solutions via random sum heuristic (branch-and-price-random-sum (BPRS) method explained in Section 3.3.2) and tightening node relaxations with valid cuts (BPC method explained in Section 3.3.3). The terminology used in this paper is summarized in Table 1.

Table 1: List of symbols

<i>Parameters</i>			
C	set of check nodes	k	length of the original information
c_j	check node j	n	length of the encoded information, $ V $
V	set of variable nodes		number of columns in \mathbf{H}
v_i	variable node i	m	$n - k, C $, number of rows in \mathbf{H}
$d_j(d_i)$	degree of $c_j(v_i)$ in Tanner graph	p	error probability in BSC
$N(c_j)(N(v_i))$	set of variable (check) nodes adjacent to $c_j(v_i)$	\mathbf{u}	original information
\mathbf{G}	generator matrix	\mathbf{v}	encoded information
\mathbf{H}	parity-check matrix	\mathbf{r}	received vector
ε_j	set of feasible local codewords for c_j	t_{max}	number of trials in RS heuristic
γ_i	log-likelihood ratio for bit i		
<i>Decision Variables</i>			
f_i	i th bit of the decoded vector	μ_j	dual variable for constraints (11)
w_{jS}	1 if local codeword S of c_j is selected, 0 otherwise	τ_{ij}	dual variable for constraints (12)
l_j	an auxiliary integer variable	ζ_j	optimum objective function value of Subproblem(j)
x_i	1 if $i \in S$ of c_j , 0 otherwise		

3.1 Mathematical Formulations

The decoding problem can be represented with Exact Model (EM), which is given in [28]. Columns and rows of a $(n - k) \times n$ parity-check matrix \mathbf{H} of a binary linear code can be represented with index sets $V = \{1, \dots, n\}$ and $C = \{1, \dots, n - k\}$, respectively. In EM, H_{ji} is the (j, i) -entry of parity-check matrix \mathbf{H} , f_i is a binary variable denoting the value of the i th code bit and l_j is an integer variable. Here, \mathbf{r} represents the received vector.

Exact Model (EM):

$$\min \sum_{i:r_i=1} (1 - f_i) + \sum_{i:r_i=0} f_i \quad (1)$$

s.t.

$$\sum_{i \in V} H_{ji} f_i = 2l_j, \quad \forall j \in C \quad (2)$$

$$f_i \in \{0, 1\}, \quad \forall i \in V, \quad (3)$$

$$l_j \geq 0, l_j \in \mathbb{Z}, \quad \forall j \in C. \quad (4)$$

Constraints (2) guarantee that the decoded vector \mathbf{f} satisfies the equality $\mathbf{f}\mathbf{H}^T = \mathbf{0} \pmod{2}$. The objective (1) minimizes the Hamming distance between the decoded vector \mathbf{f} and the received vector \mathbf{r} . Hamming distance counts the number of different entries among two vectors. That is, the aim is to find the nearest codeword to the received vector. Constraints (3) and (4) set the binary and integrality restrictions on decision variables \mathbf{f} and \mathbf{k} , respectively.

An alternative objective function is log-likelihood objective, which can be given as

$$\min \sum_{i \in V} \gamma_i f_i. \quad (5)$$

Here, γ_i , as given in equation (6), is a term that represents the log-likelihood ratio for received bit i . In this equation, r_i represents the received value of bit i and f_i is the decoded value of the bit i .

$$\gamma_i = \log\left(\frac{\Pr(r_i|f_i=0)}{\Pr(r_i|f_i=1)}\right) \quad (6)$$

As given in [15], $\gamma_i = \log[p/(1-p)]$ if received bit $r_i = 1$ and $\gamma_i = \log[(1-p)/p]$ if $r_i = 0$ where p is the error probability for BSC.

Proposition 1. *Hamming distance (equation (1)) and Log-likelihood (equation (5)) objectives are equivalent when $p < 0.5$. That is, both objectives give the same optimum solution set for the decoded codeword \mathbf{f} .*

Proof. First consider the log-likelihood objective. The objective can be written as

$$\min - \sum_{i:r_i=1} af_i + \sum_{i:r_i=0} af_i \quad (7)$$

where $a = \log[(1-p)/p]$. Note that $a \geq 0$ for $0 < p < 0.5$.

On the other hand, Hamming distance objective can be written as

$$\min - \sum_{i:r_i=1} f_i + \sum_{i:r_i=0} f_i + c_1 \quad (8)$$

where $c_1 = \sum_{i:r_i=1} 1$.

One can observe that Hamming distance objective is a scaled version of log-likelihood objective by choosing $a = 1$ and adding a constant term c_1 . Hence, both objectives have the same optimum solution set. \square

The linear relaxation of EM (LEM) can be obtained by replacing the constraints (3) and (4) with the following:

$$0 \leq f_i \leq 1, \quad l_j \geq 0, \quad \forall i \in V, j \in C. \quad (9)$$

The same decoding problem is formulated as Integer Programming Master (IPM) in [15], which is a maximum likelihood decoder utilizing Tanner graph representation of \mathbf{H} matrix. A *local codeword* can be formed by assigning a value in $\{0, 1\}$ to each variable node $i \in N(c_j)$ that is adjacent to c_j . A local codeword is *feasible* if sum of the values of variable nodes $i \in N(c_j)$ is zero in (mod 2). For a check node c_j , the set of feasible local codewords can be given as $\varepsilon_j := \{S \subseteq N(c_j) : |S| \text{ even}\}$. We can satisfy c_j if we set each bit in S to 1, and all other bits in $N(c_j)$ to 0. One can observe that $S = \emptyset$ trivially satisfies a check node, so $\emptyset \in \varepsilon_j$ for all c_j .

In Figure 4, we give the neighbors of check node c_3 in Figure 3 as an example. Parity-check equation for c_3 can be given as $c_3 = v_2 + v_3 + v_6 + v_7 + v_{10} + v_{12} \pmod{2}$. We can see $c_3 = 0$ if we pick even number of neighboring variable nodes with value 1 and the remaining is 0. That is, $S = \{2, 6, 7, 12\}$ is a feasible local codeword since $c_3 = 1 + 0 + 1 + 1 + 0 + 1 = 0 \pmod{2}$.

A *codeword* is $\{0, 1\}$ assignment of v_i values for $i \in V$ that gives $c_j = 0$ for all $j \in C$. One can obtain a codeword by choosing a feasible local codeword for each c_j that conforms with the feasible local codewords of other check nodes. For example, $(0\ 1\ 0\ 0\ 0\ 1\ 1\ 1\ 1\ 0\ 0\ 1)$ is a codeword for Tanner graph in Figure 3.

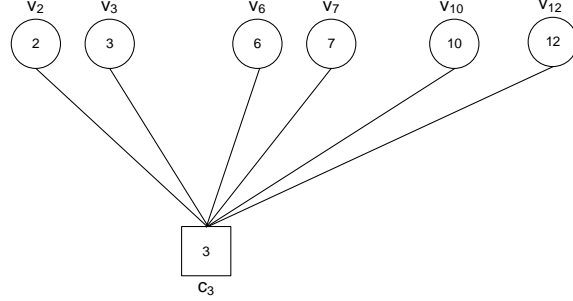


Figure 4: Neighbors of check node c_3 in Figure 3, $N(c_3)$

Integer Programming Master (IPM):

$$\min \sum_{i \in V} \gamma_i f_i \quad (10)$$

s.t.

$$\sum_{S \in \varepsilon_j} w_{jS} = 1, \quad \forall j \in C \quad (11)$$

$$f_i - \sum_{S \in \varepsilon_j: i \in S} w_{jS} = 0, \quad \forall \text{ edge } (i, j) \quad (12)$$

$$f_i \geq 0, \quad \forall i \in V, \quad w_{jS} \in \{0, 1\}, \quad \forall j \in C, \forall S \in \varepsilon_j. \quad (13)$$

In IPM model, binary decision variable w_{jS} takes value 1 if feasible local codeword $S \in \varepsilon_j$ of check node c_j is selected and zero otherwise. Hence, decision variables \mathbf{w} represent a feasible solution of parity-check equations and f_i variable represents the decoded value of bit i . We can obtain a trivial solution (an upper bound) of IPM with $w_{j\emptyset} = 1$ for all $j \in C$ and $f_i = 0$ for all $i \in V$. We obtain Linear Programming Master (LPM) model by relaxing the constraints (13) as

$$f_i \geq 0, \quad \forall i \in V, \quad w_{jS} \geq 0, \quad \forall j \in C, \forall S \in \varepsilon_j. \quad (14)$$

3.1.1 On the Strength of LP Relaxations

Let $z_{EM}(\mathbf{f})$ be the objective function value of EM for vector \mathbf{f} , and $z_{EM} = \min_{\mathbf{f}} z_{EM}(\mathbf{f})$ is the optimum objective function value. We observe that since EM objective is Hamming distance, $z_{EM} \geq 0$ for all \mathbf{H} instances. We have $z_{EM}(\mathbf{f}) = 0$ if $\mathbf{f} = \mathbf{r}$, and for any feasible solution $\mathbf{f} \neq \mathbf{r}$ the objective function value $z_{EM}(\mathbf{f}) > 0$.

Proposition 2. *The optimum objective function value of LEM is 0 for all \mathbf{H} instances, i.e., $z_{LEM} = 0$.*

Proof. Let $\mathbf{f} = \mathbf{r}$ and $l_j = \frac{\sum_{i \in V} H_{ij} f_i}{2}$ for all j . Then (\mathbf{f}, \mathbf{k}) is feasible for LEM since $0 \leq f_i \leq 1 \forall i$ and $l_j \geq 0$ for all j . Then, the optimum objective function value $z_{LEM} = 0$ for all \mathbf{H} instances. \square

Proposition 3. *LPM problem with Hamming distance objective (1) has strictly positive optimum objective value, i.e., $z_{LPM} > 0$, unless received codeword \mathbf{r} is a feasible codeword.*

Proof. If received vector \mathbf{r} is a feasible codeword, then $\mathbf{f} = \mathbf{r}$ be a feasible solution for LPM and it will be optimal. Assume that \mathbf{r} is not a feasible codeword. Then, LPM problem has a fractional or integral feasible solution $\mathbf{f} \neq \mathbf{r}$. This means that the Hamming distance objective is strictly positive for this optimal solution. Hence, $z_{LPM} > 0$, if received codeword \mathbf{r} is not a feasible codeword. \square

To summarize, linear relaxation of EM formulation gives $z_{LEM} = 0$ for all \mathbf{H} instances. The linear relaxation of IPM problem gives $z_{LPM} = 0$ if the received codeword \mathbf{r} is a feasible codeword, otherwise $z_{LPM} > 0$. This means that LPM gives a better lower bound for IPM objective than LEM.

Note that EM and IPM are integer programming formulations, and it is not practical to obtain an optimal decoding using a commercial solver for real-sized LDPC codes. Hence, we develop a branch-price-and-cut algorithm for IPM as explained in the following sections.

3.2 Branch-and-Price Algorithm

In this section, we introduce a branch-and-price algorithm for IPM formulation given in [15] in order to find the nearest codeword to the received vector \mathbf{r} . We first define dual variables

μ_j for constraints (11) and τ_{ij} for constraints (12) in LPM, and obtain Dual LPM (DLPM) model.

Dual LPM (DLPM):

$$\max \sum_{j \in C} \mu_j \quad (15)$$

s.t.

$$\sum_{i \in S} \tau_{ij} \geq \mu_j, \quad \forall j \in C, S \in \varepsilon_j \quad (16)$$

$$\sum_{j \in N(v_i)} \tau_{ij} \leq \gamma_i, \quad \forall i \in V \quad (17)$$

$$\mu_j \text{ free}, \forall j \in C, \tau_{ij} \text{ free}, \quad \forall \text{ edges } (i, j). \quad (18)$$

We consider a Restricted LPM (RLPM) that has a limited number of columns corresponding to w_{jS} variables. At each iteration of our column generation algorithm, we search for columns corresponding to variables w_{jS} having positive reduced cost, i.e., $\mu_j - \sum_{i \in S} \tau_{ij} > 0$, and add them to RLPM. Such w_{jS} columns are equivalent to the violated constraints from constraints (16) in DLPM. If $\zeta_j = \max\{\mu_j - \sum_{i \in S} \tau_{ij} : S \in \varepsilon_j\} > 0$ for some j , then we add the column $\begin{bmatrix} 0 \\ e_j \\ A_l \end{bmatrix}$ for variable w_{jS} . Here, e_j is a m -column vector, that has a 1 at j th row and 0 otherwise, and A_l is a $(\sum_{i=1}^n d_i)$ -column vector which has -1 at l th row if l th edge is the edge (i, j) with $i \in S$.

Thus, at each iteration of column generation algorithm, we seek a local codeword S for check node c_j by solving the following subproblem for each j :

Subproblem(j) :

$$\min \sum_{i \in N(c_j)} \tau_{ij} x_i - \mu_j \quad (19)$$

s.t.

$$\sum_{i \in N(c_j)} x_i = 2l, \quad (20)$$

$$x_i \in \{0, 1\}, l \in \mathbb{Z}^+. \quad (21)$$

Decision variable $x_i = 1$ if $i \in S$ and 0 otherwise. We can solve the j th subproblem to optimality with Algorithm 1, which runs in $\mathcal{O}(n \log n)$ time due to sorting step.

Algorithm 1: (Solve Subproblem(j))

Input τ_{ij} values

1. Sort the τ_{ij} values in nondecreasing order.
Let τ_{ij}^t be the t th smallest τ_{ij} value.
 2. Set $x_i = 0 \ \forall i \in N(c_j)$, set $t = 1$.
 3. **If** $\tau_{i_1,j}^t + \tau_{i_2,j}^{t+1} < 0$, **Then** set $x_{i_1} = x_{i_2} = 1$, **Else** STOP.
 4. $t \leftarrow t + 2$, go to Step 3.
-

Output Subproblem(j) is solved.

As mentioned before, $w_{j\emptyset} = 1$ for all $j \in C$ is a feasible solution for LPM. Hence, for all $j \in C$ we can take (j, \emptyset) columns for the starting RLPM problem. We can solve LPM to optimality by introducing columns to RLPM until we have $\zeta_j = 0$ for all j . Since our ultimate goal is to solve IPM, we need to branch on decision variables if optimum solution of LPM is fractional. In the next section we discuss some alternative branching strategies.

3.2.1 Branching in BP Algorithm

If we have a fractional optimal solution of LPM, then we have either w_{jS} or f_i variables fractional. Before determining a branching strategy, we will first prove the following proposition.

Proposition 4. *In LPM problem, f_i values are integral for all i if and only if w_{jS} values are integral for all (j, S) .*

Proof. (\Leftarrow) Assume that w_{jS} values are integral $\forall (j, S)$. Constraints (12) imply that f_i values are integral $\forall i$, since each f_i is the sum of integer numbers. Besides, we observe that w_{jS} values can be either 0 or 1, so do the f_i values.

(\Rightarrow) Assume for contradiction f_i integral but $\exists (j, S)$ such that w_{jS} is not integral. By constraints (11), we know $\sum_{S \in \varepsilon_j} w_{jS} = 1$. Hence, for at least two w_{jS} variables, say $w_{j,S_1} = \alpha$ and $w_{j,S_2} = \beta$ with $\alpha, \beta > 0$ and $\alpha + \beta \leq 1$, we have fractional values. Since $S_1 \neq S_2$, there exists $l \in S_2 \setminus S_1$ without loss of generality.

For variable node l and check node j , we have the constraint $f_l = \sum_{S \in \varepsilon_j: l \in S} w_{jS}$ for edge (l, j) . Edge (l, j) exists, since $l \in S_2 \in \varepsilon_j$ which implies that $l \in N(c_j)$. We know that $l \notin S_1$,

meaning that $w_{j,S_1} = \alpha$ will not be in the sum. This means $f_l = \sum_{S \in \varepsilon_j: l \in S} w_{j,S} \leq 1 - w_{j,S_1} = 1 - \alpha < 1$. Moreover, w_{j,S_2} will be in the sum, since $l \in S_2$. This gives $f_l \geq w_{j,S_2} = \beta > 0$. As a result, $0 < f_l < 1$, i.e., f_l is a fractional value. This contradicts with our assumption that f_i values are all integral. Hence, we conclude that if f_i integral $\forall i$, then $w_{j,S}$ values are also integral $\forall (j, S)$. Combining two results, we see that f_i values are integral $\forall i$ if and only if $w_{j,S}$ values are integral $\forall (j, S)$. \square

As a result of this proposition, in order to have an integral solution to the LPM problem, it is sufficient to either branch on $w_{j,S}$ variables to have integral $w_{j,S}$ values or branch on f_i variables to have integral f_i values. Having integral $w_{j,S}$ values (or integral f_i values) will guarantee that all decision variables are integral.

Branching on f_i variables: Assume that we solve the RLPM and find that for some v_i , f_i is fractional. Then, we consider to branch the problem by assigning $f_i = 0$ in one branch and $f_i = 1$ in the other branch. We continue to branch on the \mathbf{f} variables until we have an integral solution for LPM problem, which is a feasible solution of IPM.

In a branch, we can say that $f_i = 0$ for $i \in N_0$ and $f_i = 1$ for $i \in N_1$, where $N_0 \cup N_1 \subseteq V$ and $N_0 \cap N_1 = \emptyset$. In this branch, we have the following subproblem j :

Subproblem(j) on a branch :

$$\begin{aligned}
\min \quad & \sum_{i \in N(c_j)} \tau_{ij} x_i - \mu_j \\
\text{s.t.} \quad & \\
& \sum_{i \in N(c_j)} x_i = 2l, \\
& x_i = 0, \quad \text{if } i \in N(c_j) \cap N_0, \\
& x_i = 1, \quad \text{if } i \in N(c_j) \cap N_1, \\
& x_i \in \{0, 1\}, l \in \mathbb{Z}^+.
\end{aligned}$$

In order to solve Subproblem(j), we eliminate the x_i variables for $i \in N(c_j) \cap N_0$ and we plug in $x_i = 1$ values for $i \in N(c_j) \cap N_1$ to obtain an additional constant term from the corresponding

τ_{ij} values. We can solve the remaining problem by applying Algorithm 2, modified Algorithm 1, given below. Algorithm 2 also runs in $\mathcal{O}(n \log n)$ time.

Algorithm 2: (Solve Subproblem(j) on a branch)

Input: Sets N_0 and N_1 , where $f_i = 0$ for $i \in N_0$ and $f_i = 1$ for $i \in N_1$.

0. Set $x_i = 0$, if $i \in N(c_j) \cap N_0$, and $x_i = 1$, if $i \in N(c_j) \cap N_1$.
Let $\mathcal{I}_j = N(c_j) \setminus (N_0 \cup N_1)$.
 1. Sort the τ_{ij} values in nondecreasing order for $i \in \mathcal{I}_j$.
Let τ_{ij}^t be the t th smallest τ_{ij} value.
 2. Set $x_i = 0 \quad \forall i \in \mathcal{I}_j$, set $t = 1$.
 3. **If** $|N(c_j) \cap N_1|$ is even
 4. **Then** set $x_{i_1} = x_{i_2} = 1$ if $\tau_{i_1,j}^t + \tau_{i_2,j}^{t+1} < 0$, otherwise STOP.
 5. $t \leftarrow t + 2$, go to Step 4.
 6. **Else** set $x_i = 1$ for τ_{ij}^t
 7. **If** $\tau_{ij}^t < 0$, **Then** $t \leftarrow t + 1$ and go to Step 4, **Else** STOP.
 8. **End If**
-

Output: A local codeword S with objective value

$$\zeta_j = \sum_{i \in \mathcal{I}_j} \tau_{ij} x_i + \sum_{i \in N(c_j) \cap N_1} \tau_{ij} - \mu_j.$$

From the above analysis, we observe that branching on f_i variables does not change the structure of the subproblems. On the other hand, branching on w_{jS} variables affects the subproblem structure. As a result, we branch on f_i variables since we can find an optimal solution of the subproblems in polynomial time.

3.2.2 Repairing Infeasibility in Node Relaxations

In the application of BP algorithm, we observe that a branch can be pruned although there exists a feasible solution on that branch. This may happen if the currently generated columns are not sufficient to construct a feasible solution on the branch. As an example, consider we are at the $f_2 = 1$ and $f_4 = 1$ branch of Tanner graph in Figure 5.

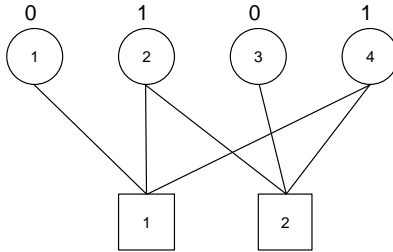


Figure 5: An example Tanner graph

The set of all feasible local codewords for check node c_1 is $\varepsilon_1 = \{\emptyset, \{1, 2\}, \{1, 4\}, \{2, 4\}\}$ and for check node c_2 is $\varepsilon_2 = \{\emptyset, \{2, 3\}, \{2, 4\}, \{3, 4\}\}$. On the $f_2 = 1$ and $f_4 = 1$ branch, one can see that $(0 \ 1 \ 0 \ 1)$ is a feasible codeword if we can choose local codeword $\{2, 4\}$ of c_1 and $\{2, 4\}$ of c_2 . However, we cannot find this feasible solution on the branch if we have only generated the local codewords $\emptyset, \{1, 2\}$ and $\{1, 4\}$ for c_1 and the local codeword \emptyset for c_2 . Moreover, we cannot find any other feasible solution on this branch with these limited number of local codewords.

In such a case, the $f_2 = 1$ and $f_4 = 1$ branch is pruned by infeasibility although there is a feasible solution for LPM on the branch. In order to overcome this situation, we developed a column generation method based on the dual formulation. Let P be the primal problem representing the RLPM and D is the dual of RLPM. We first prove the following proposition:

Proposition 5. *P is infeasible if and only if D is unbounded.*

Proof. From the duality theory, we know that infeasible P implies D is unbounded or infeasible. We know that LPM is bounded since the variables f_i and $w_{jS} \in [0, 1]$ and it is feasible since $\mathbf{0}$ -codeword is a trivial solution. Then the dual of LPM is also feasible.

D being the dual of a restricted LPM, will be feasible since it contains the feasible region defined by LPM dual. This means that D cannot be infeasible in any case. From here, we get P is infeasible $\implies D$ is unbounded. Moreover, unbounded D implies P is infeasible from duality theory. As a result, we conclude that P is infeasible $\iff D$ is unbounded. \square

At an infeasible branch, either the current P is really infeasible or it occurs to be infeasible since we could not generate the columns that are necessary to construct a feasible solution. Farkas' Lemma states either $[\mathbf{f} \ \mathbf{w}] \mathbf{A} = \mathbf{c}$ and $\mathbf{f} \geq \mathbf{0}, \mathbf{w} \geq \mathbf{0}$ is feasible or there is a ray \mathbf{d} with $\mathbf{A} \mathbf{d} \leq \mathbf{0}$ and $\mathbf{c} \mathbf{d} > 0$, where \mathbf{A} is the coefficient matrix for constraints and $\mathbf{c} = [\mathbf{1} \ \mathbf{0}]$ is the right-hand-side vector of P . In case P is infeasible, we would like to add a variable to \mathbf{A} with coefficient column \mathbf{a}^T with $\mathbf{a} \mathbf{d} > 0$ to fulfill feasibility. LP solver provides such a dual ray \mathbf{d} when P is infeasible. Then, we search for coefficients \mathbf{a} which gives largest $\mathbf{a} \mathbf{d} > 0$ value. Adding columns to P using dual ray obtained by solving dual Farkas system is known as Farkas pricing in the literature [29, 30].

Since not all constraints (16) are in D , \mathbf{a} vector that we search is the coefficient of a dual constraint $\mu_j - \sum_{i \in S} \tau_{ij} \leq 0$ for some $j \in C$ and $S \in \varepsilon_j$. Hence, \mathbf{a} has $(m + e)$ -many entries where m is the number of check nodes and e is the total number of edges in Tanner graph. The first m entries of \mathbf{a} vector are the coefficients for $\boldsymbol{\mu}$ variables. Then, we have zeros except a 1 for the j th entry. The following e entries are the coefficients for $\boldsymbol{\tau}$ variables and all zero except for the -1 entries for the j th check node and the elements i in the local codeword S . Let $\mathbf{d} = \begin{bmatrix} \mathbf{d}^\mu \\ \mathbf{d}^\tau \end{bmatrix}$, where \mathbf{d}^μ and \mathbf{d}^τ are the entries of \mathbf{d} corresponding to the indices of the variables $\boldsymbol{\mu}$ and $\boldsymbol{\tau}$, respectively. Then $\mathbf{ad} = \mathbf{d}^\mu - \sum_{i \in S} \mathbf{d}^\tau$ and maximizing \mathbf{ad} is equivalent to maximizing $d_j^\mu - \sum_{i \in S} d_{ij}^\tau$ for each check node c_j . Hence, we have to solve the following direction subproblem for each c_j :

Direction Subproblem(j) :

$$\min \sum_{i \in N(c_j)} d_{ij}^\tau x_i - d_j^\mu \quad (22)$$

s.t.

$$\sum_{i \in N(c_j)} x_i = 2l, \quad (23)$$

$$x_i \in \{0, 1\}, l \in \mathbb{Z}^+. \quad (24)$$

We observe that the direction subproblem is actually in the same format with the column generation subproblem. Hence, on a branch we can solve the direction subproblem in $\mathcal{O}(n \log n)$ time with Algorithm 2 after replacing τ_{ij} and μ_j with d_{ij}^τ and d_j^μ , respectively. As a result, we can summarize our method for generating dual constraints, i.e., primal columns, with Algorithm 3.

Algorithm 3: (Dual constraint generation)

Input: An infeasible restricted primal problem, P

0. $isFeasible \leftarrow true$

1. Solve the dual Farkas system and obtain a dual ray \mathbf{d} that D is unbounded.

2. Solve Direction Subproblem(j) for each check node j .

 Add generated local codewords, i.e., columns, to P .

3. **If** no columns generated, **Then** conclude P is infeasible.

$isFeasible \leftarrow false$ and STOP.

4. Solve problem P .

5. **If** P is feasible, **Then** STOP.

6. **Else** go to Step 1.

7. **End If**

Output: $isFeasible$

3.3 Improvements to BP Algorithm

The general BP algorithm for IPM problem is given in Algorithm 4. BP algorithm does not implement steps (RS) and (C). We can improve the performance of BP algorithm in terms of solution quality and time by utilizing a new pruning rule as in Section 3.3.1. BPRS method, which uses initial feasible solution generated with Random Sum (RS) heuristic given in Algorithm 5 (see Section 3.3.2), implements (RS) step. In BPC method, we implement (RS) step and add valid cuts (25) (see Section 3.3.3) to RLPM in step (C).

Algorithm 4: (Solve *IPM*)

Input: A set of feasible local codewords that constitutes *RLPM*
($\emptyset \in \varepsilon_j, \forall j$).

0. Set $LIST = \{RLPM\}$, let $\bar{z} = \infty$ and $\underline{z} = -\infty$.
- (RS). Apply Algorithm 5 to generate an initial feasible solution.
1. **While** $LIST \neq \emptyset$ **Do**
2. Select the last problem in $LIST$, say problem P .
3. Solve P and obtain optimal primal $(\mathbf{f}^*, \mathbf{w}^*)$
 and dual $(\boldsymbol{\mu}^*, \boldsymbol{\tau}^*)$ solutions with value \underline{z}^i .
- Pruning /* delete P from the LIST*/*
4. **If** P is infeasible, **Then** prune by infeasibility **if** Algorithm 3 returns *false*.
5. Go to Step 1.
6. **End If**
7. **If** $\underline{z}^i \geq \bar{z}$, **Then** prune by bound and go to Step 1.
8. **If** P has an integer optimal solution, **Then** $\bar{z} = \underline{z}^i$,
 solve the subproblems with Algorithm 2.
9. **If** $\zeta_j = 0$ for all j , **Then** prune by optimality, go to Step 1.
10. **Else** add the columns with $\zeta_j > 0$ to P , go to Step 1.
11. **End If**
12. **End If**
- Branching /* add P to the LIST*/*
13. **If** P has a fractional optimal solution,
 Then choose a fractional f_i
 Left Branch
14. Let $RLPM_0 = P \cap \{(\mathbf{f}, \mathbf{w}) : f_i = 0\}$, add $x_i = 0$ to subproblem j , if $i \in N(c_j)$.
15. Add $RLPM_0$ to $LIST$, and go to Step 1.
- Right Branch*
16. Let $RLPM_1 = P \cap \{(\mathbf{f}, \mathbf{w}) : f_i = 1\}$, add $x_i = 1$ to subproblem j , if $i \in N(c_j)$.
17. Add $RLPM_1$ to $LIST$, and go to Step 1.
- (C). Apply Algorithm 6 for adding cuts (25) to $RLPM$.
18. **End If**
19. **End While**

Output: An integral solution $(\mathbf{f}^*, \mathbf{w}^*)$ to LPM with objective value \bar{z} .

3.3.1 A Pruning Strategy

In a BP algorithm, we apply three pruning rules, namely prune by optimality, by infeasibility and by value dominance. We will consider an additional pruning rule that is based on the difference between the objective function values of two feasible integral solutions.

Proposition 6. *Let \mathbf{f} be a feasible integral solution of LPM with objective function value z . Then, there is no feasible integral solution of LPM with objective function value in the range $(z - a, z)$ with log-likelihood objective (γ) where $a = \log[(1 - p)/p]$.*

Proof. From log-likelihood objective (7), we can see that z is an integral multiple of a since \mathbf{f} is integral, i.e., $z = l \cdot a$ where $l \in \mathbb{Z}$. Let \mathbf{f}' be another integral feasible solution of LPM. Then, its objective value z' is also an integral multiple of a , say $z' = l' \cdot a$ and where $l' \in \mathbb{Z}$. The difference among the objectives is $z - z' = (l - l') \cdot a$. From here, we can conclude that the nearest objective function value to z can be either $z' = z + a$ or $z' = z - a$. Hence, there is no feasible integral solution of LPM with objective function value in the range $(z - a, z)$. \square

In other words, the minimum difference between two feasible integral solutions is a with log-likelihood objective and 1 with Hamming distance.

Proposition 7. *Let z be the optimum value of a RLPM at a branch. The branch can be pruned if $z > z_{UB} - a$, where z_{UB} is the best upper bound on the IPM and a is the minimum difference between two feasible integral solutions.*

Proof. A branch can be pruned by value dominance if $z > z_{UB}$. Besides, as shown in Proposition 6, there cannot be an integral feasible solution in the range $(z_{UB} - a, z_{UB})$. Hence, we can prune the branch if $z > z_{UB} - a$. \square

3.3.2 Random Sum Heuristic

As explained in Section 2, each row of \mathbf{G} is a codeword (feasible solution). We can rewrite a parity-check \mathbf{H} matrix as $\mathbf{H} = [\mathbf{A} | \mathbf{I}_{n-k}]$ by carrying out elementary row operations under binary arithmetic. Here, \mathbf{A} is a $(n - k) \times k$ binary matrix, and \mathbf{I}_{n-k} is the $(n - k) \times (n - k)$ identity matrix. Then a $k \times n$ generator matrix $\mathbf{G} = [\mathbf{I}_k | \mathbf{A}^T]$ can be obtained using this \mathbf{A} matrix. Since one can obtain different \mathbf{A} matrices, generator matrix \mathbf{G} is not unique.

Since \mathbf{G} is a basis for the solution space of EM, any feasible solution can be written as a binary combination \mathbf{u}' of the rows of \mathbf{G} . There are 2^k different \mathbf{u}' combinations, where k is the number of rows of \mathbf{G} . We try t_{max} random \mathbf{u}' combinations and update upper bound with the best solution found as given in Random Sum (RS) heuristic in Algorithm 5.

Algorithm 5: (Random Sum)

Input: A generator matrix \mathbf{G}

0. Initialize $\mathbf{z}^* = \infty, \mathbf{y}^*, t_{max}$.1. **While** $t < t_{max}$ 2. Randomly set u'_i from $\{0, 1\}$ for $i = 1, \dots, k$.3. Obtain a feasible solution by $\mathbf{v} = \mathbf{u}'\mathbf{G}$.4. Calculate the objective function value $\mathbf{z}_{\mathbf{v}}$ of solution \mathbf{v} .5. **If** $\mathbf{z}_{\mathbf{v}} < \mathbf{z}^*$, **Then**6. $\mathbf{z}^* = \mathbf{z}_{\mathbf{v}}, \mathbf{y}^* = \mathbf{v}$ 7. **End If**8. $t = t+1$ 9. **End While**

Output: A feasible codeword \mathbf{y}^* with objective value \mathbf{z}^* .

BPRS method implements this heuristic in (*RS*) step of Algorithm 4 in order to have tighter upper bound. Moreover, we add the columns corresponding to the best known solution to RLPM.

3.3.3 Valid Cuts for Fractional Solutions

As given in [15], for a check node c_j and all $S \subseteq N(c_j)$ with $|S|$ odd, the following inequalities are valid for IPM:

$$\sum_{i \in N(c_j) \setminus S} f_i + \sum_{i \in S} (1 - f_i) \geq 1. \quad (25)$$

When we find a fractional solution in BP algorithm for RLPM, we can trim this solution if it violates inequality (25) for some check node c_j and odd cardinality $S \subseteq N(c_j)$. In Algorithm 6, we search for valid cuts for a given fractional solution. Adding these cuts to LPM does not affect the structure of the subproblems that are used for column generation since these cuts do not include decision variables w_{jS} . Algorithm 6 generates all valid cuts (25) that separate a given fractional solution. The separation algorithm runs in $\mathcal{O}(n \log n)$ time due to sorting step.

Algorithm 6: (Valid Cuts)

Input: A fractional solution \mathbf{f} of $RLPM$

1. Sort \mathbf{f} values in nonincreasing order. Let \mathcal{I}_s be sorted indices.
 2. **For Each** check node c_j and odd cardinality $|S|$
 3. Construct $S \subseteq N(c_j)$ using first $|S|$ neighbors of c_j in \mathcal{I}_s .
 4. **If** inequality (25) is violated by \mathbf{f} with S ,
 5. **Then** add cut (25) to $RLPM$.
 6. **End If**
 7. **End For Each**
-

Output: Cuts added to $RLPM$.

We implement these cuts in BP algorithm in (C) step of Algorithm 4. BP algorithm with (RS) and (C) steps gives rise to our BPC method.

4 Computational Results

The computations have been carried out on a computer with 2.6 GHz Intel Core i5-3230M processor and 4 GB of RAM working under Windows 10 Professional. We compare the performances of methods that we summarize in Table 2. We implemented all methods in C# programming language. In BP method, we apply branch-and-price algorithm in Section 3.2 to solve IPM formulation. BPRS method is the extension of BP method with RS heuristic. That is, we implement (RS) step in Algorithm 4 in BPRS method. BPC method is our branch-price-and-cut algorithm that uses (RS) step and also add valid cuts to RLPM with (C) step in Algorithm 4. We also have Exact Model Decoder (EMD) that solves EM formulation with CPLEX 12.7.1.

Table 2: Summary of methods

Method	Model	(RS)	(C)
BP	IPM	—	—
BPRS	IPM	✓	—
BPC	IPM	✓	✓
EMD	EM	—	—

A summary of the parameters used in the computational experiments are given in Table 3. We try eight different code lengths from $n = 300$ to $n = 8400$ for three error probability p levels. We randomly construct $(5, 10)$ -regular \mathbf{H} permutation code for each n (see Section 2). We test the quality of upper bounds obtained by RS heuristic with two different t_{max} values.

In order to speed up the row sums and objective function calculation, we utilize *BitArray* data structure for RS in Algorithm 5. We set a time limit of 600 seconds for all methods in Table 2.

Table 3: List of computational parameters

<i>Parameters</i>	
n	300, 600, 1200, 1800, 2400, 3000, 6000, 8400
p	0.05, 0.07, 0.10
t_{max}	1000, 10000
Time Limit	600 secs

Bit Error Rate (BER) is a metric in telecommunications literature to evaluate the performance of decoding algorithms. In Figure 1, \mathbf{v} is original codeword, which is received as vector \mathbf{r} by digital sink. Decoder runs decoding algorithms on received vector \mathbf{r} to obtain n -bit long decoded vector \mathbf{y} . BER, as given in equation (26), is the rate of the bits decoded different from the original codeword \mathbf{v} [25]. Note that $BER = 0$, if $\mathbf{v} = \mathbf{y}$.

$$BER = \frac{\sum_{i=1}^n |v_i - y_i|}{n} \quad (26)$$

In our first experiment, we try $t_{max} = 1000$ and 10000 to observe the quality of the upper bound obtained by RS heuristic (see Section 3.3.2). In Table 4, we report the average results for 30 trials for each n . We generate an original codeword by randomly combining the rows of \mathbf{G} . According to results, although it is not necessarily always the case, we can generate original codeword ($BER = 0$) when $t_{max} = 10000$ for all trials. Hence, we prefer to take $t_{max} = 10000$ in our BPRS and BPC methods.

Even though we observe that RS can provide the original codeword in our experiments, we cannot calculate BER in practical applications since original codeword is unknown. That is, we cannot evaluate the solution quality of the decoded codeword of RS. On the other hand, our exact decoding methods, i.e., BP, BPRS and BPC, calculate a gap between the received vector and the decoded codeword, which is independent from the original codeword.

Table 4: Performance of RS heuristic

t_{max} n	1000			10000		
	z	BER ($\times 10^{-2}$)	CPU (secs)	z	BER ($\times 10^{-2}$)	CPU (secs)
300	118.5	41.4	0.03	21.3	0	0.26
600	251.7	43.4	0.07	42.4	0	0.63
1200	524.2	44.5	0.19	84.6	0	1.83
1800	805.3	45.6	0.37	128.3	0	3.59
2400	1093.4	46.4	0.62	171.6	0	5.97
3000	1374.3	46.4	0.93	215.4	0	8.45
6000	2816.9	47.4	3.13	440.6	0	28.08
8400	4001.8	48.1	5.40	619.7	0	53.45

In Table 5, we compare the performances of EMD and BP decoders. For each code length n , we experiment 10 random received vectors (in total 240 instances for three p levels) and report the average values. We give the best lower bound found by the method in column “ z_l ,” objective value of the best known solution is in column “ z .” Although the objective functions of EM and IPM are equivalent (see Proposition 1), their values are different. Hence, we report the Hamming distance objective value for the solutions found by BP, BPRS, and BPC. We report the percentage difference among z_l and z in “Gap.” The number of instances that are solved to optimality (i.e., $z_l = z$) given in column “#Opt” and number of nodes evaluated in branch-and-bound tree is reported in “#Nodes.” BP decoder can use trivial solution of $f_i = 0$ for all $i \in V$ as an initial upper bound (see Section 3.1). We observe that BP method uses fewer nodes than EMD. As the code length n increases, the number of nodes that both methods can evaluate decreases due to time limitation.

When $p = 0.05$, BP is worse than EMD in terms of gap, BER and CPU. For all p values, BP cannot complete the evaluation of root node for $n = 6000$ and 8400 within time limit to provide a lower bound (i.e., $z_l = 0$). As p becomes 0.07 and 0.10, BP decoder provides better gap and BER figures within time limit compared to EMD. EMD solves 88 instances to optimality whereas BP finds optimum solution 61 times among 240 instances.

Table 5: Performances of EMD and BP

p	n	EMD							BP						
		z_l	z	Gap (%)	BER ($\times 10^{-2}$)	CPU (secs)	#		z_l	z	Gap (%)	BER ($\times 10^{-2}$)	CPU (secs)	#	
							Opt	Nodes						Opt	Nodes
0.05	300	14.0	14.0	0	0	0.95	10	325.7	14.0	14.0	0	0	5.33	10	0
	600	28.5	54.9	8.9	4.9	66.13	9	16036.9	28.1	28.7	1.6	0	82.79	8	20.7
	1200	57.3	57.3	0	0	8.03	10	1232.5	57.1	57.3	0.3	0	246.39	9	1
	1800	87.0	87.0	0	0	0.93	10	0	77.9	166.6	10.0	4.9	506.15	9	0
	2400	117.7	117.7	0	0	1.94	10	0	105.5	224.9	10.0	4.9	527.88	9	0
	3000	147.3	147.3	0	0	3.02	10	0	103.5	542.7	30.0	14.6	553.43	7	0
	6000	300.9	565.3	8.9	5.0	84.74	9	83.2	0	2963.9	100	49.4	<i>time</i>	0	0
	8400	425.9	425.9	0	0	92.02	10	0	0	4199.5	100	49.9	<i>time</i>	0	0
0.07	300	18.1	80.0	42.9	24.5	301.33	5	182763.2	17.2	62.0	30.1	0	303.05	5	1816.1
	600	36.6	164.7	43.6	24.5	383.30	5	95563.4	34.8	233.7	70.7	9.4	505.86	1	254.2
	1200	71.6	577.8	87.6	47.8	<i>time</i>	0	52037.7	70.2	452.4	63.8	4.8	<i>time</i>	0	27.6
	1800	107.6	891.0	87.9	50.0	<i>time</i>	0	33363.3	107.2	277.2	26.1	5.1	<i>time</i>	0	4.4
	2400	143.9	1188.6	87.9	49.8	<i>time</i>	0	25086.2	169.2	369.2	23.3	9.9	<i>time</i>	0	0
	3000	180.1	1489.1	87.9	49.8	<i>time</i>	0	15061.8	140.0	584.9	31.4	14.8	579.78	3	0
	6000	360.9	2945.1	87.7	49.1	<i>time</i>	0	307.2	0	2990.7	100	49.9	<i>time</i>	0	0
	8400	505.4	4179.8	87.9	49.9	<i>time</i>	0	9.6	0	4168.0	100	49.5	<i>time</i>	0	0
0.10	300	21.5	143.0	84.9	49.1	<i>time</i>	0	430245.8	19.6	156.4	87.5	47.3	<i>time</i>	0	5201.0
	600	40.5	291.9	86.1	49.0	<i>time</i>	0	161875.3	38.9	297.3	86.9	50.0	<i>time</i>	0	235.4
	1200	78.6	586.6	86.6	49.7	<i>time</i>	0	60389.7	77.4	537.8	81.5	14.6	<i>time</i>	0	24.6
	1800	118.2	882.2	86.6	49.6	<i>time</i>	0	32469.2	118.2	744.2	76.0	14.8	<i>time</i>	0	4.0
	2400	156.9	1189.2	86.8	49.9	<i>time</i>	0	24190.8	190.1	801.8	61.3	14.6	<i>time</i>	0	0
	3000	196.1	1470.5	86.7	49.1	<i>time</i>	0	12114.8	144.3	774.5	50.7	20.2	<i>time</i>	0	0
	6000	391.7	2964.7	86.8	49.2	<i>time</i>	0	244.9	0	2972.9	100	50.0	<i>time</i>	0	0
	8400	548.0	4167.2	86.8	49.6	<i>time</i>	0	0.3	0	4179.2	100	49.6	<i>time</i>	0	0

Table 6 summarizes the results for BPRS and BPC methods. In both methods, we provide an initial solution with RS heuristic. We report the number of valid cuts (25) used by BPC method in column “#Cuts.” BPRS and BPC can find original codeword (i.e., BER = 0) for all instances either with RS heuristic or improving the solution of RS with BP algorithm. The number of cases out of 240 instances solved to optimality for BPRS and BPC are 142 and 161, respectively. As we improve BP algorithm to BPRS and BPC, we observe better gap, BER, #Opt values and fewer nodes. Moreover, BPC gives better figures for these performance metrics compared with EMD.

Table 6 shows that our algorithms can solve more instances to optimality as code length n increases for $p = 0.07$ and 0.10 which is somewhat counter intuitive. For example, we can solve 10 instances to optimality when $n \geq 6000$ for these p values. This is due to \mathbf{H} codes and properties of LPM formulation. Randomly constructed permutation codes have fewer cycles in their Tanner graph representations as the dimension of the code gets larger [31]. When Tanner graph is cycle-free, any optimum solution of LPM is integral as noted in Feldman *et al.* [15]. Hence, as code length n increases, we have Tanner graph with fewer cycles, which results in a better LP lower bound at the root node. This is not apparent for BP, since we cannot complete root node evaluation due to time limit for $n \geq 6000$. We succeeded for BPRS

and BPC methods with the help of RS heuristic.

Table 6: Performances of BPRS and BPC

p	n	BPRS							BPC							
		z_l	z	Gap (%)	BER ($\times 10^{-2}$)	CPU (secs)	#		z_l	z	Gap (%)	BER ($\times 10^{-2}$)	CPU (secs)	#		
							Opt	Nodes						Opt	Nodes	Cuts
0.05	300	14.0	14.0	0	0	5.61	10	0	14.0	14.0	0	0	124.05	10	0	47.1
	600	28.1	28.7	1.6	0	87.93	8	18.8	28.6	28.7	0.4	0	146.01	9	0	83.2
	1200	57.1	57.3	0.3	0	272.99	9	1.2	57.3	57.3	0	0	342.86	10	0	97.0
	1800	87.0	87.0	0	0	405.58	10	0	87.0	87.0	0	0	413.26	10	0	0
	2400	117.7	117.7	0	0	520.88	10	0	117.7	117.7	0	0	534.42	10	0	0
	3000	147.3	147.3	0	0	560.27	10	0	147.3	147.3	0	0	551.42	10	0	0
	6000	301.7	301.7	0	0	550.75	10	0	301.7	301.7	0	0	535.01	10	0	0
	8400	425.9	425.9	0	0	529.42	10	0	425.9	425.9	0	0	521.18	10	0	0
0.07	300	17.6	19.4	7.7	0	242.21	6	307.8	18.8	19.4	2.5	0	421.27	6	0	153.4
	600	35.2	39.3	9.6	0	360.41	3	119.5	38.5	39.3	1.9	0	543.37	5	0	299.8
	1200	70.3	79.0	10.8	0	<i>time</i>	0	27.7	77.3	79.0	2.1	0	598.01	3	0	752.4
	1800	107.2	120.8	11.0	0	587.65	1	3.9	119.1	120.8	1.4	0	580.13	4	0	1113.3
	2400	151.7	162.2	6.3	0	539.93	3	0	159.7	162.2	1.5	0	550.47	4	0	806.1
	3000	203.0	204.1	0.5	0	576.46	8	0	203.6	204.1	0.2	0	546.35	9	0	120.2
	6000	420.1	420.1	0	0	535.16	10	0	420.1	420.1	0	0	551.19	10	0	0
	8400	591.2	591.2	0	0	544.68	10	0	591.2	591.2	0	0	563.28	10	0	0
0.10	300	19.6	30.6	34.4	0	<i>time</i>	0	754.6	28.7	30.6	5.7	0	593.01	4	0	68.8
	600	38.9	59.3	33.9	0	<i>time</i>	0	206.7	57.0	59.3	3.9	0	588.14	3	0	140.4
	1200	77.4	117.6	34.1	0	<i>time</i>	0	25.8	110.3	117.6	6.1	0	<i>time</i>	0	0	359.3
	1800	117.4	177.2	33.6	0	<i>time</i>	0	3.4	171.1	177.2	3.4	0	592.98	1	0	422.3
	2400	171.6	234.8	26.9	0	<i>time</i>	0	0	225.0	234.8	4.2	0	<i>time</i>	0	0	608.0
	3000	268.4	294.9	8.9	0	565.83	4	0	285.2	294.9	3.3	0	521.89	3	0	459.0
	6000	599.9	599.9	0	0	543.84	10	0	599.9	599.9	0	0	545.63	10	0	0
	8400	842.0	842.0	0	0	558.98	10	0	842.0	842.0	0	0	531.61	10	0	0

In practical applications, decoding of a received vector is done with iterative algorithms, such as Gallager A given in Algorithm 7, with low complexity [14]. In Gallager A, v_i is incident to d_i many check nodes on Tanner graph and u_i many of them are unsatisfied. A bit i is candidate to be flipped, if $u_i > d_i/2$. At each iteration, Gallager A flips only a candidate bit i with largest u_i value.

Algorithm 7: (Gallager A)

Input: Received vector, \mathbf{r}

1. Calculate all parity-check equations
2. **If** all check nodes are satisfied, **Then** STOP.
3. **Else** Calculate the number of all unsatisfied parity-check equations for each received bit, u_i for bit i .
4. Let $l = \operatorname{argmax}_i \{u_i\}$. **If** $u_l > d_l/2$, **Then** flip bit l .
5. **End If**
6. **If** stopping condition is satisfied, **Then** STOP.
7. **Else** Go to Step 1.
8. **End If**

Output: A feasible decoded codeword, or no solution

In our final experiment, we compare our proposed decoding algorithms with Gallager A algorithm. Iterative algorithms may get stuck and terminate with no conclusion when there is a cycle in Tanner graph [32]. To avoid such a situation, we take the stopping criterion in

Algorithm 7 as 500 iterations. Note that this may result in ending with an infeasible solution when Gallager A terminates.

Table 7: Performance of Gallager A

p	n	z	BER ($\times 10^{-2}$)	CPU (secs)	#Feas
0.05	300	14.0	4.5	0.63	4
	600	26.7	4.2	2.52	0
	1200	52.6	3.8	12.50	2
	1800	84.6	3.4	31.77	3
	2400	116.1	4.1	54.26	0
	3000	142.5	3.8	84.53	2
	6000	283.7	4.5	367.67	0
	8400	405.3	4.9	882.95	0
0.07	300	18.3	8.6	0.63	1
	600	36.1	8.7	2.65	0
	1200	71.0	9.2	12.52	0
	1800	113.7	9.5	30.08	0
	2400	147.2	9.6	54.50	0
	3000	189.1	9.7	84.18	0
	6000	377.5	10.2	363.77	0
	8400	486.0	9.7	697.95	0
0.10	300	20.1	14.1	0.62	0
	600	43.6	14.6	2.56	0
	1200	84.9	14.4	12.15	0
	1800	127.0	13.9	29.86	0
	2400	172.0	14.3	54.22	0
	3000	216.7	14.3	84.50	0
	6000	434.4	14.7	364.64	0
	8400	492.2	13.6	723.52	0

In Table 7, we summarize the results of Gallager A algorithm. Gallager A finds a feasible solution for “#Feas” instances among 10 instances. One can observe that z values in Table 7 are smaller than z_l values of BPC in Table 6 due to infeasible solutions found by Gallager A. BPC method can find original codeword (i.e., BER = 0) for all instances, whereas Gallager A finds infeasible vectors that are far away from the original codeword (i.e., BER > 0) in most cases. Gallager A can decode to original codeword only for 12 among 240 instances.

Computation times reported in the “CPU (secs)” columns of Tables 6 and 7 indicate that Gallager A is faster than our BPC method. On the other hand, BPC method can find higher quality solutions in the expense of decoding duration. The applications such as TV broadcasting and video streaming, in which the decoding latency is the key issue, implement fast decoding algorithms as Gallager A. However, there are cases such as deep space communica-

tions, that we cannot reobtain the information from the digital source. For such applications, high quality decoding is important instead of decoding speed. Our BPC method is a candidate decoder thanks to its high decoding quality for such communication systems.

5 Conclusions

In this study, we focus on decoding algorithms that correct the errors in received vector using LDPC codes for digital communication systems. We consider a mathematical formulation from the literature and propose a branch-and-price (BP) algorithm for its solution. We improve the error correction capability of our BP algorithm by providing tight upper bounds with random sum (RS) heuristic and introducing valid cuts to mathematical formulation. These enhancements give rise to our branch-and-price-random-sum (BPRS) and branch-price-and-cut (BPC) methods.

Our computational experiments show that our BPC method outperforms exact model decoder (EMD), which makes use of commercial solver CPLEX 12.7.1, in terms of gap, BER and number of instances solved to optimality. Moreover, BPC method can find near optimum feasible solutions, whereas practically used iterative decoder Gallager A algorithm terminate with infeasible solutions far from the original codeword in most of the cases having high error rates.

Our BPC decoder can contribute to the construction of reliable digital communication systems with its high error correction capability. In particular, BPC can be used for the critical applications, such as NASA's Mission Cassini, in which we receive the information only once. In such settings, solution quality is crucial instead of decoding latency. Considering decoding is an online problem, faster decoders are desired. Hence, improving the solution time of BPC method can be a future research.

Acknowledgments

This research has been supported by the Turkish Scientific and Technological Research Council with grant no 113M499.

References

- [1] Gallager, R. G., “Low-density parity-check codes,” *IRE Trans. on Information Theory*, vol. 8, no. 1, pp. 21–28, January 1962.
- [2] MacKay, D. J. C., “Near Shannon limit performance of low density parity check codes,” *Electron. Lett.*, vol. 33, pp. 457–458, March 1997.
- [3] MacKay, D. J. C., “Good error-correcting codes based on very sparse matrices,” *IEEE Trans. Inform. Theory*, vol. 46, pp. 399–431, March 1999.
- [4] Karger, D. R., S., Oh, and D., Shah, “Budget-optimal task allocation for reliable crowdsourcing systems,” *Operations Research*, vol. 62, no. 1, pp. 1–24, 2014.
- [5] Ryan, W., and S., Lin, *Channel codes: classical and modern*. New York: Cambridge Univ. Press, 2009.
- [6] Richardson, T., and R., Urbanke, “The capacity of low-density parity check codes under message passing decoding,” *IEEE Trans. Inform. Theory*, vol 47, pp. 599–618, February 2001.
- [7] Kschischang, F. R., B. J., Frey, and H. A., Loeliger, “Factor graphs and the sum–product algorithm,” *IEEE Trans. Inf. Theory*, vol. 47, no. 2, pp. 498–519, February 2001.
- [8] Gamarnik, D., D., Shah, and Y., Wei, “Belief propagation for min-cost network flow: convergence and correctness,” *Operations Research*, vol. 60, no. 2, pp. 410–428, 2012.
- [9] Tanner, R. M., “A recursive approach to low complexity codes,” *IEEE Trans. Inform. Theory*, vol IT-27, no. 5, pp. 533–547, September 1981.
- [10] Fossorier, M. P. C., M., Mihaljevic, and H., Imai, “Reduced complexity iterative decoding of low–density parity check codes based on belief propagation,” *IEEE Transactions on Communications*, vol 47, 673–680, May 1999.
- [11] Hu, X. H., E., Eleftheriou, D. M., Arnold, and A., Dholakia, “Efficient implementations of the sum–product algorithm for decoding LDPC codes,” *Proc. 2001 IEEE Global Telecommunications Conf.*, pp. 1036–1036E.
- [12] Sarajlic, M., L., Liu, and O., Edfors, “Reducing the complexity of LDPC decoding algorithms: an optimization–oriented approach,” *Proc. 2014 IEEE Symposium on Personal, Indoor and Mobile Radio Communications (PIMRC)*, pp. 861–866.

- [13] Berlekamp, E. R., R. J., McEliece, and H. C. A., van Tilborg, “On the inherent intractability of certain coding problems,” *IEEE Trans. Inf. Theory*, vol 24, pp. 384–386, May 1978.
- [14] Leiner, B. M. J., “LDPC codes - a brief tutorial,” *Wien Technical University*, 2005.
- [15] Feldman, J., M. J., Wainwright, and D. R., Karger, “Using linear programming to decode binary linear codes,” *IEEE Trans. Inf. Theory*, vol 51, no. 3, pp. 954–972, March 2005.
- [16] Vontobel, P. O., and R., Koetter, “On low-complexity linear-programming decoding of LDPC codes,” *Eur. Trans. Telecomm.*, vol 18, pp. 509–517, 2007.
- [17] Burshtein, B., “Iterative approximate linear programming decoding of LDPC codes with linear complexity,” *IEEE Trans. Inf. Theory*, vol 55, no. 11, November 2009.
- [18] Chertkov, M, and M. G., Stepanov, “An efficient pseudocodeword search algorithm for linear programming decoding of LDPC codes,” *IEEE Trans. Inf. Theory*, vol 54, no. 4, April 2008.
- [19] Taghavi, M. H. N., and P. H., Siegel, “Adaptive methods for linear programming decoding,” *IEEE Trans. Inf. Theory*, vol 54, no. 12, December 2008.
- [20] Zhang, X., and P. H., Siegel, “Adaptive cut generation algorithm for improved linear programming decoding of binary linear codes,” *IEEE Trans. Inf. Theory*, vol 58, no. 10, October 2012.
- [21] Yang, K., X., Wang, and J., Feldman, “A new linear programming approach to decoding linear block codes,” *IEEE Trans. Inf. Theory*, vol 54, no. 3, March 2008.
- [22] Tanatmis, A., S., Ruzika, H. W., Hamacher, M., Punekar, F., Kienle, and N., Wehn, “A separation algorithm for improved LP–decoding of linear block codes,” *IEEE Trans. Inf. Theory*, vol 56, no. 7, July 2010.
- [23] Zhang, X., and P. H., Siegel, “Efficient iterative LP decoding of LDPC codes with alternating direction method of multipliers,” *Proc. 2013 IEEE Int. Symposium on Inf. Theory*, pp. 1501–1505.
- [24] Barman, S., X., Liu, S. C., Draper, and B., Recht, “Decomposition methods for large scale LP decoding,” *IEEE Trans. Inf. Theory*, vol 59, no. 12, December 2013.
- [25] MacKay, D. J. C., *Information theory, inference, and learning algorithms*. Cambridge, United Kingdom: Cambridge Univ. Press, 2003.

- [26] Hernández, P., and B., von Stengel, “Nash codes for noisy channels,” *Operations Research*, vol. 62, no. 6, November 2014.
- [27] Moon, T. K., *Error correction coding: mathematical methods and algorithms*. New Jersey: Wiley, 2005.
- [28] Keha, A. B., and T. M., Duman, “Minimum distance computation of LDPC codes using branch and cut algorithm,” *IEEE Transactions on Communications*, vol 58, no. 4, pp. 1072–1079, 2010.
- [29] Lübbecke, M. E., and J., Desrosiers, “Selected topics in column generation,” *Operations Research*, vol. 53, no. 6, pp. 1007–1023, 2005.
- [30] Lübbecke, M. E., “Column generation,” *Wiley Encyclopedia of Operations Research and Management Science*, Chichester: John Wiley & Sons, 2010.
- [31] Lau, F. C. M., F., Mo, W. M., Tam, and C. W., Sham, “Random–permutation–matrix–based cyclically–coupled LDPC codes,” *Proc. 2017 IEEE Int. Conf. on Advanced Commun. Technol.*, pp. 497–500.
- [32] Sarıduman, A., A. E., Pusane, and Z. C., Taşkın, “An integer programming-based search technique for error-prone structures of LDPC codes,” *AEU - Int. J. of Electron. and Commun.*, vol. 68, no. 11, pp. 1097-1105, November 2014.