

# Nonuniform Sampling for Random Signals Bandlimited in the Linear Canonical Transform Domain\*

Haiye Huo<sup>a</sup>, Wenchang Sun<sup>b</sup>

<sup>a</sup> Department of Mathematics, School of Science, Nanchang University,  
Nanchang 330031, Jiangxi, China

<sup>b</sup> School of Mathematical Sciences and LPMC, Nankai University,  
Tianjin 300071, China

Emails: hyhuo@ncu.edu.cn; sunwch@nankai.edu.cn

*Abstract.* In this paper, we mainly investigate the nonuniform sampling for random signals which are bandlimited in the linear canonical transform (LCT) domain. We show that the nonuniform sampling for a random signal bandlimited in the LCT domain is equal to the uniform sampling in the sense of second order statistic characters after a pre-filter in the LCT domain. Moreover, we propose an approximate recovery approach for nonuniform sampling of random signals bandlimited in the LCT domain. Furthermore, we study the mean square error of the nonuniform sampling. Finally, we do some simulations to verify the correctness of our theoretical results.

*Keywords.* Nonuniform sampling; Linear canonical transform; Random signals; Approximate reconstruction; Sinc interpolation

## 1 Introduction

Sampling is very fundamental in signal processing, as it provides an effective way to connect the analogue signals and digital signals. Since Shannon [18] introduced the concept of sampling theorem in 1949, the sampling theorem has been widely studied in various academic fields. In particular, uniform sampling theorems for deterministic signals or random signals, which are bandlimited in the Fourier domain, fractional Fourier transform domain, or linear canonical transform (LCT) domain, have been intensely studied in literatures [4, 5, 10, 18, 19, 20, 21, 22, 24, 27, 28, 29, 30, 34].

In practice, we might only obtain nonuniform samples, for instance, in the areas of geophysics, biomedical imaging, or communication theory [8, 12, 17]. Therefore, nonuniform sampling has aroused much more attention on the theoretical and practical sides in the literature. There are many kinds of approaches for recovering the original signals from their nonuniform samples. For example, Yao and Thomas [32] derived the reconstruction formula for bandlimited signals from their nonuniform samples by using the Lagrange

---

\*This work was partially supported by the National Natural Science Foundation of China (11525104, 11531013 and 11371200).

interpolation functions. However, since the Lagrange interpolation functions often have distinct formats at different sampling times, it is very complicated to recover the bandlimited signals by utilizing Lagrange interpolation functions. Many other approaches have been presented to solve this problem. Time-warping technique was used in [15] for recovering bandlimited signals from their jittered samples. In [16], the author made some revision on traditional Lagrange interpolation functions, in order to improve the accuracy of recovering bandlimited signals from their nonuniform samples. Due to the perfect recovery of bandlimited signals from their nonuniform samples with sinc interpolation, Maymon and Oppenheim [14] proposed a class of approximate recovery approaches for bandlimited signals from their nonuniform samples by utilizing sinc interpolation functions. Furthermore, Xu, Zhang and Tao [31] generalized the results mentioned in [14] from traditional Fourier domain to fractional Fourier transform domain. In order to learn more information on nonuniform sampling, we refer the readers to [1, 3, 6, 9, 13, 23, 25, 33].

For random signals which are bandlimited in the LCT domain, there exist few results on sampling theorems. In [10], based on the framework of LCT auto-correlation function and power spectral density, we investigated the uniform sampling theorem and multichannel sampling theorem for random signals which are bandlimited in LCT domain. In this paper, we derive the relationship between the LCT auto-power spectral densities of the inputs and outputs. In addition, we study the nonuniform sampling for random signals bandlimited in the LCT domain and give an approximate recovery approach with sinc interpolation functions. Moreover, we investigate the error estimate of nonuniform sampling for random signals bandlimited in the LCT domain in the mean square sense. Finally, some simulations are carried out to illustrate the effectiveness of our methods.

The rest of the paper is presented as follows. In Section 2, we first introduce the concepts of the LCT, the LCT correlation function, and the LCT power spectral density. Then, we show the connection between the LCT auto-power spectral density of the inputs and outputs. In Section 3, we study the nonuniform sampling, its approximate recovery method, the corresponding reconstruction error for random signals bandlimited in the LCT domain in the mean square sense. Moreover, we analyze the performances of our theoretical results by simulation. In Section 4, we conclude the paper.

## 2 Preliminaries

### 2.1 The Linear Canonical Transform

**Definition 2.1.** *The LCT of a signal  $f(t) \in L^2(\mathbb{R})$  is denoted by [10]*

$$\mathcal{L}_A\{f(t)\}(u) = \begin{cases} \int_{-\infty}^{+\infty} f(t) \sqrt{\frac{1}{j2\pi b}} e^{j\frac{a}{2b}t^2 - j\frac{1}{b}ut + j\frac{d}{2b}u^2} dt, & b \neq 0, \\ \sqrt{d} e^{j\frac{cd}{2}u^2} f(du), & b = 0, \end{cases} \quad (1)$$

where  $A = \begin{pmatrix} a & b \\ c & d \end{pmatrix}$ , and parameters  $a, b, c, d \in \mathbb{R}$  satisfy  $ad - bc = 1$ .

Since the LCT is a Chirp multiplication operator when  $b = 0$ , we assume without loss of the generality that  $b > 0$  in the rest of the paper. From (1), we can easily derive the

connection between the LCT and the Fourier transform as follows:

$$\mathcal{L}_A\{f(t)\}(u) = \sqrt{\frac{1}{j2\pi b}} e^{j\frac{a}{2b}u^2} \mathcal{F}(f(t)e^{j\frac{a}{2b}t^2})\left(\frac{u}{b}\right), \quad (2)$$

where the Fourier transform of  $f(t)$  is defined by

$$\mathcal{F}(f)(u) = \int_{-\infty}^{+\infty} f(t)e^{-jut} dt. \quad (3)$$

## 2.2 The LCT Power Spectral Density

In this paper, we consider a special class of random signals that is wide sense stationary. Given a probability space  $(\Omega, \mathcal{F}, \mathbb{P})$ , a stochastic process  $x(t)$  is called stationary in a wide sense, if its mean is zero, its second moment is finite, and its auto-correlation function

$$R_{xx}(t + \tau, t) = \mathbb{E}[x(t + \tau)x^*(t)] \quad (4)$$

is independent of  $t \in \mathbb{R}$ , where  $\mathbb{E}$  denotes mathematical expectation, and  $x^*$  stands for the complex conjugate of  $x$ . Two stochastic processes  $x(t)$  and  $y(t)$  are said to be jointly stationary in a wide sense, if  $x(t)$  and  $y(t)$  are both wide sense stationary, and their cross-correlation function

$$R_{xy}(t + \tau, t) = \mathbb{E}[x(t + \tau)y^*(t)] \quad (5)$$

is independent of  $t \in \mathbb{R}$ .

Next, we introduce the LCT auto-correlation function, the LCT cross-correlation function, the LCT auto-power spectral density and the LCT cross-power spectral density as follows.

**Definition 2.2.** *Given random signals  $x(t)$  and  $y(t)$ , the LCT auto-correlation function of  $x(t)$  is defined by*

$$R_{xx}^A(t_1, t_2) = \mathbb{E}[x(t_1)x^*(t_2)e^{j\frac{a}{b}t_2(t_1-t_2)}] = R_{xx}(t_1, t_2)e^{j\frac{a}{b}t_2(t_1-t_2)}, \quad (6)$$

and the LCT cross-correlation function of  $y(t)$  and  $x(t)$  is defined by

$$R_{yx}^A(t_1, t_2) = \mathbb{E}[y(t_1)x^*(t_2)e^{j\frac{a}{b}t_2(t_1-t_2)}] = R_{yx}(t_1, t_2)e^{j\frac{a}{b}t_2(t_1-t_2)}. \quad (7)$$

One can see that if  $\tilde{x}(t) = x(t)e^{j\frac{a}{2b}t^2}$  is stationary, that is,

$$R_{\tilde{x}\tilde{x}}(t_1, t_2) = R_{\tilde{x}\tilde{x}}(\tau), \quad (8)$$

where  $\tau = t_1 - t_2$ , then the function  $R_{xx}^A(t_1, t_2)$  also depends only on  $\tau$ . In fact,

$$\begin{aligned} R_{xx}^A(t_1, t_2) &= \mathbb{E}[x(t_1)x^*(t_2)e^{j\frac{a}{b}t_2(t_1-t_2)}] \\ &= \mathbb{E}[x(t_1)e^{j\frac{a}{2b}t_1^2}x^*(t_2)e^{-j\frac{a}{2b}t_2^2}]e^{-j\frac{a}{2b}(t_1-t_2)^2} \\ &= R_{\tilde{x}\tilde{x}}(t_1, t_2)e^{-j\frac{a}{2b}(t_1-t_2)^2} \\ &= R_{\tilde{x}\tilde{x}}(\tau)e^{-j\frac{a}{2b}\tau^2}. \end{aligned} \quad (9)$$

**Definition 2.3.** Given random signals  $x(t)$  and  $y(t)$ , and two parameters  $A = \begin{pmatrix} a & b \\ c & d \end{pmatrix}$ ,  $A' = \begin{pmatrix} a & -b \\ -c & d \end{pmatrix}$ . The LCT auto-power spectral density of  $x(t)$  is defined by

$$\begin{aligned} P_{xx}^A(u) &= \sqrt{\frac{1}{-j2\pi b}} e^{-j\frac{d}{2b}u^2} \mathcal{L}_A\{R_{xx}^A(\tau)\}(u) \\ &= \sqrt{\frac{1}{j2\pi b}} e^{j\frac{d}{2b}u^2} \mathcal{L}_{A'}\{R_{xx}^{A,2}(\tau)\}(-u), \end{aligned} \quad (10)$$

and the LCT cross-power spectral density of  $y(t)$  and  $x(t)$  is defined by

$$\begin{aligned} P_{yx}^A(u) &= \sqrt{\frac{1}{-j2\pi b}} e^{-j\frac{d}{2b}u^2} \mathcal{L}_A\{R_{yx}^A(\tau)\}(u) \\ &= \sqrt{\frac{1}{j2\pi b}} e^{j\frac{d}{2b}u^2} \mathcal{L}_{A'}\{R_{yx}^{A,2}(\tau)\}(-u), \end{aligned} \quad (11)$$

where

$$R_{xx}^{A,2}(t_1, t_2) = \mathbb{E}[x(t_1)x^*(t_2)e^{j\frac{a}{b}t_1(t_1-t_2)}] = R_{xx}(t_1, t_2)e^{j\frac{a}{b}t_1(t_1-t_2)} \quad (12)$$

and

$$R_{yx}^{A,2}(t_1, t_2) = \mathbb{E}[y(t_1)x^*(t_2)e^{j\frac{a}{b}t_1(t_1-t_2)}] = R_{yx}(t_1, t_2)e^{j\frac{a}{b}t_1(t_1-t_2)}. \quad (13)$$

It follows from (1) and (10) that

$$R_{xx}^A(\tau) = \int_{-\infty}^{+\infty} P_{xx}^A(u) e^{-j\frac{a}{2b}\tau^2 + j\frac{1}{b}u\tau} du. \quad (14)$$

In [10, 7], a model of LCT multiplicative filter has been introduced as in Fig. 1, where  $X(u) = \mathcal{L}_A\{x(t)\}(u)$ ,  $Y(u) = X(u)H(u)$ , and the output function  $y(t)$  is given by

$$y(t) = \mathcal{L}_{A^{-1}}\{Y(u)\}(t) = \mathcal{L}_{A^{-1}}\{X(u)H(u)\}(t). \quad (15)$$

With the LCT multiplicative filter described in Fig. 1, we can obtain the relationship between the LCT auto-power spectral density  $P_{xx}^A(u)$  and cross-power spectral density  $P_{yx}^A(u)$ .

**Proposition 2.4.** [10, Theorem 2.3] Let random signals  $x(t)$  and  $y(t)$  be the input and output of the LCT multiplicative filter, and the transfer function  $H(u)$  satisfy

$$h(t) = \frac{1}{\sqrt{2\pi}} \int_{-\infty}^{+\infty} H(u) e^{jut/b} du. \quad (16)$$

Then,

$$P_{yx}^A(u) = H(u)P_{xx}^A(u). \quad (17)$$

Similarly, we can get the connection between  $P_{yy}^A(u)$  and  $P_{xx}^A(u)$  as follows.

**Theorem 2.5.** Let random signals  $x(t)$  and  $y(t)$  be the input and output of the LCT multiplicative filter, and the transfer function  $H(u)$  satisfy

$$h(t) = \frac{1}{\sqrt{2\pi}} \int_{-\infty}^{+\infty} H(u) e^{jut/b} du. \quad (18)$$

Then,

$$P_{yy}^A(u) = |H(u)|^2 P_{xx}^A(u). \quad (19)$$

*Proof.* By (15), we have

$$y(t) = \mathcal{L}_{A^{-1}}\{\mathcal{L}_A\{x(t)\}(u)H(u)\}(t). \quad (20)$$

Using the convolution theorem ([7, Theorem 1]), we can rewrite (20) as

$$y(t) = \frac{1}{\sqrt{2\pi b}} \int_{-\infty}^{+\infty} x(t-\tau) e^{j\frac{a}{2b}(\tau^2-2t\tau)} h(\tau) d\tau. \quad (21)$$

Thus,

$$\begin{aligned} R_{yy}(t_1, t_2) &= \mathbb{E}[y(t_1)y^*(t_2)] \\ &= \frac{1}{\sqrt{2\pi b}} \int_{-\infty}^{+\infty} h^*(u) e^{-j\frac{a}{2b}(u^2-2t_2u)} R_{yx}(t_1, t_2-u) du \\ &= \frac{1}{\sqrt{2\pi b}} \int_{-\infty}^{+\infty} h^*(u) e^{j\frac{a}{b}t_1u} [R_{yx}(t_1, t_1-(\tau+u)) e^{-j\frac{a}{2b}(u^2+2\tau u)}] du, \end{aligned} \quad (22)$$

where  $\tau = t_1 - t_2$ . Combining (13) and (22), we get

$$\begin{aligned} &R_{yy}^{A,2}(\tau) \\ &= R_{yy}(t_1, t_1 - \tau) e^{j\frac{a}{b}t_1\tau} \\ &= \frac{1}{\sqrt{2\pi b}} \int_{-\infty}^{+\infty} h^*(u) e^{j\frac{a}{b}t_1(\tau+u)} R_{yx}(t_1, t_1 - (\tau+u)) e^{-j\frac{a}{2b}(u^2+2\tau u)} du \\ &= \frac{1}{\sqrt{2\pi b}} \int_{-\infty}^{+\infty} h^*(u) R_{yx}^{A,2}(\tau+u) e^{-j\frac{a}{2b}(u^2+2\tau u)} du \\ &= \frac{1}{\sqrt{2\pi b}} \int_{-\infty}^{+\infty} h^*(-u) R_{yx}^{A,2}(\tau-u) e^{j\frac{a}{2(-b)}(u^2-2\tau u)} du. \end{aligned} \quad (23)$$

Therefore, we obtain

$$\mathcal{L}_{A'}\{R_{yy}^{A,2}(\tau)\}(u) = H^*(-u) \mathcal{L}_{A'}\{R_{yx}^{A,2}(\tau)\}(u). \quad (24)$$

Substituting (10) and (11) into (24), we have

$$P_{yy}^A(u) = H^*(u) P_{yx}^A(u). \quad (25)$$

It follows from (17) that

$$P_{yy}^A(u) = |H(u)|^2 P_{xx}^A(u).$$

This completes the proof.  $\square$

### 3 Nonuniform Sampling and Error Estimate for Random Signals Bandlimited in the LCT Domain

In this section, we study the nonuniform sampling and error estimate for random signals which are bandlimited in the LCT domain. First, we introduce the definition.

**Definition 3.1.** [10] We call a random signal  $x(t)$  bandlimited in the LCT domain, if its LCT power spectral density  $P_{xx}^A(u)$  satisfies

$$P_{xx}^A(u) = 0, \quad |u| > u_r, \quad (26)$$

where  $u_r$  is the bandwidth.

Before stating our main results, we present a lemma that is useful in the following.

**Lemma 3.2.** Assume that a random signal  $x(t)$  is bandlimited in the LCT domain with bandwidth  $u_r$ , and  $\tilde{x}(t) = x(t)e^{j\frac{a}{2b}t^2}$  is a wide sense stationary process. Then,  $\tilde{x}(t)$  is bandlimited in the Fourier domain with bandwidth  $u_r/b$ .

*Proof.* Since  $\tilde{x}(t)$  is stationary in a wide sense, it follows from (9) and (10) that

$$\begin{aligned} P_{xx}^A(u) &= \sqrt{\frac{1}{-j2\pi b}} e^{-j\frac{d}{2b}u^2} \mathcal{L}_A\{R_{xx}^A(\tau)\}(u) \\ &= \sqrt{\frac{1}{-j2\pi b}} e^{-j\frac{d}{2b}u^2} \mathcal{L}_A\{R_{\tilde{x}\tilde{x}}(\tau)e^{-j\frac{a}{2b}\tau^2}\}(u) \\ &= \sqrt{\frac{1}{-j2\pi b}} \sqrt{\frac{1}{j2\pi b}} \left[ \int_{-\infty}^{+\infty} R_{\tilde{x}\tilde{x}}(\tau) e^{-j\frac{1}{b}u\tau} d\tau \right] \\ &= \frac{1}{2\pi b} P_{\tilde{x}\tilde{x}}\left(\frac{u}{b}\right). \end{aligned} \quad (27)$$

Note that

$$P_{xx}^A(u) = 0, \quad |u| > u_r. \quad (28)$$

We have

$$P_{\tilde{x}\tilde{x}}(u) = 0, \quad |u| > \frac{u_r}{b}.$$

This completes the proof.  $\square$

#### 3.1 Nonuniform Sampling

First, we restate a nonuniform sampling theorem for deterministic signals which are bandlimited in the LCT domain, as mentioned in [23].

**Proposition 3.3.** [23, Theorem 4] Suppose that a deterministic signal  $f(t)$  is bandlimited in the LCT domain with bandwidth  $u_r$ . If

$$\left| t_n - n\frac{b\pi}{u_r} \right| \leq D < \frac{b\pi}{4u_r}, \quad (29)$$

then the function  $f(t)$  can be perfectly recovered by its samples  $f(t_n)$  with the following formula,

$$f(t) = e^{-j\frac{a}{2b}t^2} \sum_{-\infty}^{+\infty} f(t_n) e^{j\frac{a}{2b}t_n^2} \frac{G(t)}{G'(t_n)(t-t_n)}, \quad (30)$$

where

$$G(t) = e^{\alpha t(t-t_0)} \prod_{n \neq 0} \left( \frac{1-t}{t_n} \right) e^{t/t_n},$$

$$\alpha = \sum_{n \neq 0} \frac{1}{t_n},$$

$D \in \mathbb{R}$ , and  $G'(t)$  is the derivative of  $G(t)$ .

It is known that Lagrange interpolation functions often have distinct formats at different sampling times. Hence it is very complicated to recover signals by using Proposition 3.3. In this paper, we give another recovery approach instead. We begin with a nonuniform sampling model [31] as in Fig. 2, where  $\{x(t_n)\}$  is the sampling sequence of a random signal  $x(t)$ , and  $\{t_n\}$  is the sequence of sampling points. We assume that  $t_n = nT + \xi_n$ , where  $T \leq \frac{\pi b}{u_r}$  is the average sampling interval, and  $\{\xi_n\}$  is a sequence of independent identically distributed (i.i.d.) random variables with zero mean in the interval  $(-T/2, T/2)$ . This nonuniform sampling model is also called jitter sampling. For jitter sampling, the sampling noise is introduced to the expected sampling time, i.e.,  $t_n = nT + \tau_n$  with  $\tau_n \in (-T/2, T/2)$  and  $\mathbb{E}[\tau_n] = 0$ . For example, the time base jitter of a 50 GHz sampling oscilloscope is identified to have standard deviation 0.965 ps, that is, the actual measurement time is corrupted by zero-mean Gaussian noise [26]. The jittered samples often occur in biomedical devices and A/D converters due to the internal clock imperfections [2, 11].

Next we show that in the sense of second order statistic characters, nonuniform sampling is identical to uniform sampling after a pre-filter.

**Theorem 3.4.** *Assume that a random signal  $x(t)$  is bandlimited in the LCT domain with bandwidth  $u_r$ , and  $\tilde{x}(t) = x(t)e^{j\frac{a}{2b}t^2}$  is a wide sense stationary process. Then, in the sense of second order statistic characters, the nonuniform sampling of  $x(t)$  is identical to the uniform sampling after a LCT filter  $h_1(t)$  established in Fig. 3, i.e.,*

$$h_1(t) = \frac{1}{\sqrt{2\pi}} \int_{-\infty}^{+\infty} H_1(u) e^{jut/b} du, \quad (31)$$

where  $T$  is the average sampling interval,  $t_n = nT + \xi_n$  is the sampling point,  $v(t)$  is an additive noise with zero mean and is independent of  $x(t)$ , and the LCT auto-power spectral density  $P_{vv}^A(u)$  of  $v(t)$  is  $P_{xx}^A(u)(1 - |H_1(u)|^2)$ . Here,  $H_1(u) = \phi_\xi(\frac{u}{b})$ , where  $\phi_\xi(u)$  denotes the characteristic function of  $\xi_n$ .

*Proof.* Since  $\tilde{x}(t) = x(t)e^{j\frac{a}{2b}t^2}$  is a wide sense stationary process, the nonuniform sampling can be described as in Fig 4. By the design of LCT filter in Fig 3, we have

$$P_{yy}^A(u) = |H_1(u)|^2 P_{xx}^A(u). \quad (32)$$

Since  $v(t)$  is an additive noise with zero mean and  $v(t)$  is independent of  $x(t)$ , the LCT auto-correlation function  $R_{zz}^A(\tau)$  of  $z(t_n)$  is identical to  $R_{yy}^A(\tau)$ . Thus, combining (14) and (32), we have

$$\begin{aligned}
R_{zz}^A(nT, (n-k)T) &= R_{yy}^A(nT, (n-k)T) \\
&= \int_{-u_r}^{u_r} P_{yy}^A(u) e^{-j\frac{a}{2b}(kT)^2 + j\frac{1}{b}ukT} du \\
&= \int_{-u_r}^{u_r} |H_1(u)|^2 P_{xx}^A(u) e^{-j\frac{a}{2b}(kT)^2 + j\frac{1}{b}ukT} du. \tag{33}
\end{aligned}$$

Hence

$$\begin{aligned}
R_{\bar{z}\bar{z}}(nT, (n-k)T) &= \mathbb{E}[z(nT)z^*(nT-kT)e^{j\frac{a}{2b}((nT)^2 - (nT-kT)^2)}] \\
&= e^{j\frac{a}{2b}(kT)^2} R_{zz}^A(nT, (n-k)T) \\
&= \int_{-u_r}^{u_r} |H_1(u)|^2 P_{xx}^A(u) e^{j\frac{1}{b}ukT} du. \tag{34}
\end{aligned}$$

Since  $x(t_n)$  and  $\xi_n$  are two random variables, by (14), we obtain

$$\begin{aligned}
&R_{xx}^A(t_n, t_{n-k}) \\
&= \mathbb{E}[R_{xx}^A(kT + \xi_n - \xi_{n-k})] \\
&= \int_{-u_r}^{u_r} P_{xx}^A(u) \mathbb{E}[e^{-j\frac{a}{2b}(kT + \xi_n - \xi_{n-k})^2 + j\frac{1}{b}u(kT + \xi_n - \xi_{n-k})}] du. \tag{35}
\end{aligned}$$

Combining (9) and (14), we have

$$\begin{aligned}
&\mathbb{E}[R_{\bar{x}\bar{x}}(kT + \xi_n - \xi_{n-k})] \\
&= \mathbb{E}[e^{j\frac{a}{2b}(kT + \xi_n - \xi_{n-k})^2} R_{xx}^A(kT + \xi_n - \xi_{n-k})] \\
&= \int_{-u_r}^{u_r} P_{xx}^A(u) e^{j\frac{1}{b}ukT} \mathbb{E}[e^{j\frac{1}{b}u(\xi_n - \xi_{n-k})}] du. \tag{36}
\end{aligned}$$

Let  $Z = \xi_n - \xi_{n-k}$  and  $f_Z(\eta)$  be the probability density function of  $Z$ . Note that  $\xi_n$  and  $\xi_{n-k}$  are independent and have identical distributions. Let  $f_\xi(\eta)$  be their common probability density function. Then we have

$$f_Z(\eta) = f_\xi(\eta) \star f_\xi(-\eta), \tag{37}$$

where  $\star$  denote as the convolution operator. Hence

$$\begin{aligned}
\mathbb{E}[e^{j\frac{1}{b}u(\xi_n - \xi_{n-k})}] &= \int_{-\infty}^{+\infty} f_Z(\eta) e^{j\frac{1}{b}u\eta} d\eta \\
&= \int_{-\infty}^{+\infty} [f_\xi(\eta) \star f_\xi(-\eta)] e^{j\frac{1}{b}u\eta} d\eta \\
&= \int_{-\infty}^{+\infty} f_\xi(\eta) e^{j\frac{1}{b}u\eta} d\eta \times \int_{-\infty}^{+\infty} f_\xi(-\eta) e^{j\frac{1}{b}u\eta} d\eta \\
&= |\phi_\xi(\frac{u}{b})|^2, \tag{38}
\end{aligned}$$



where

$$\phi_\xi(u) = \int_{-\infty}^{+\infty} f_\xi(\eta) e^{j u \eta} d\eta.$$

Substituting (38) into (36), we get

$$\begin{aligned} \mathbb{E}[R_{\tilde{x}\tilde{x}}(kT + \xi_n - \xi_{n-k})] &= \int_{-u_r}^{u_r} P_{xx}^A(u) e^{j \frac{1}{b} u k T} \mathbb{E}[e^{j \frac{1}{b} u (\xi_n - \xi_{n-k})}] du \\ &= \int_{-u_r}^{u_r} P_{xx}^A(u) |\phi_\xi(\frac{u}{b})|^2 e^{j \frac{1}{b} u k T} du. \end{aligned} \quad (39)$$

By setting  $H_1(u) = \phi_\xi(\frac{u}{b})$  in (34), we get (39). Hence, the auto-correlation function of  $\tilde{x}(t_n)$  in Fig. 4 is equal to that of the output in Fig. 3. Therefore, the nonuniform sampling is identical to the uniform sampling in Fig. 4, in the sense of second order statistic characters. This completes the proof.  $\square$

### 3.2 Approximate recovery approach

As we mention above, it is much easier to deal with uniform sampling than nonuniform sampling. Since sinc interpolation leads to exact recovery for uniform sampling, Maymon and Oppenheim [14] introduced a new approximate recovery formula of nonuniform sampling for a random signal  $x(t)$  bandlimited in Fourier domain by utilizing sinc interpolation function. The approximate recovery formula can be represented as follows:

$$\hat{x}(t) = \frac{T}{T_N} \sum_{n=-\infty}^{+\infty} x(t_n) s(t - \tilde{t}_n), \quad (40)$$

where  $s(t) = \text{sinc}(\frac{\pi t}{T_N})$ ,  $\frac{\pi}{T_N}$  is the bandwidth of  $x(t)$ ,  $\tilde{t}_n = nT + \zeta_n$ . Here,  $\tilde{t}_n$  is not required to be identical to the original sampling points  $t_n$ . But, if the original random signal  $x(t)$  is not bandlimited in the Fourier domain, the approximate recovery approach might not work. Motivated by [14], Xu, Zhang, and Tao [31] considered the case when the random signal is bandlimited in the fractional Fourier domain. Since LCT is a more general transform, which includes Fourier transform and fractional Fourier transform as its special cases, it is possible that a signal which is non-bandlimited in the Fourier domain or the fractional Fourier domain, is bandlimited in the LCT domain. So, it is necessary to investigate the corresponding approximate recovery result for random signal bandlimited in the LCT domain.

**Theorem 3.5.** *Assume that random a signal  $x(t)$  is bandlimited in the LCT domain with bandwidth  $u_r$ , and  $\tilde{x}(t) = x(t) e^{j \frac{a}{2b} t^2}$  is a wide sense stationary process. Then  $x(t)$  can be approximated from its nonuniform samples by utilizing the sinc interpolation function,*

$$\hat{x}(t) = \frac{T}{T_N} e^{-j \frac{a}{2b} t^2} \sum_{n=-\infty}^{+\infty} x(t_n) e^{j \frac{a}{2b} t_n^2} h_2(t - \tilde{t}_n), \quad (41)$$

where  $h_2(t) = \text{sinc}(\frac{u_r t}{b})$ ,  $T$  is the uniform sampling interval,  $T_N$  is the Nyquist sampling interval,  $t_n = nT + \xi_n$ ,  $\tilde{t}_n = nT + \zeta_n$ , and  $\xi_n$  is not necessarily equal to  $\zeta_n$ .

*Proof.* From Lemma 3.2, we know that  $\tilde{x}(t)$  is bandlimited in the Fourier domain with bandwidth  $\frac{u_r}{b}$ . By (40), we have

$$\bar{x}(t) = \sum_{n=-\infty}^{+\infty} \frac{T}{T_N} \tilde{x}(t_n) \text{sinc} \frac{\pi(t - \tilde{t}_n)}{T_N}. \quad (42)$$

Substituting  $\tilde{x}(t) = x(t)e^{j\frac{a}{2b}t^2}$  and  $\bar{x}(t) = \hat{x}(t)e^{j\frac{a}{2b}t^2}$  into (42), we obtain (41), which completes the proof.  $\square$

From Theorem 3.5 we know that the approximate recovery approach for random signals which are bandlimited in the LCT domain, can be expressed as the model presented in Fig. 5.

### 3.3 Error estimate of reconstruction for random signals

In this subsection, we study the reconstruction error in the mean square sense by considering the sampling and reconstruction procedures as the system whose frequency response is dependent on the probability density function of the perturbations. It follows from Theorem 3.4 that, if the average sampling interval  $T$  is greater than the Nyquist sampling interval  $T_N$ , then the model presented in Fig. 6 is identical to the procedure, which includes the nonuniform sampling mentioned in subsection 3.1, and the approximate reconstruction approach by using sinc interpolation function described in Fig. 5, in the sense of second order statistic characters.

**Theorem 3.6.** *Assume that a random signal  $x(t)$  is bandlimited in the LCT domain with bandwidth  $u_r$ ,  $\hat{x}(t)$  is the approximation of  $x(t)$  obtained in Fig. 6, and  $\tilde{x}(t) = x(t)e^{j\frac{a}{2b}t^2}$  is a wide sense stationary process. Let the frequency response of the filter  $h_3(t)$  be the joint characteristic function of the random variables  $\xi_n$  and  $\zeta_n$ , i.e.,  $\phi_{\xi\zeta}(u, -u)$ . And let  $v(t)$  be an additive noise with zero mean, which is uncorrelated with  $x(t)$  and has the power spectral density*

$$P_{vv}(u) = T \int_{-u_r}^{u_r} P_{xx}^A(u_1) [1 - \phi_{\xi\zeta}(\frac{u_1}{b}, -u)]^2 du_1, \quad |u| < u_r. \quad (43)$$

*Then the model described in Fig. 6 is identical to the procedure, which includes the nonuniform sampling mentioned in subsection 3.1 and the approximate reconstruction approach by utilizing sinc interpolation function represented in Fig. 5, in the sense of second order statistic characters. Furthermore, we have*

$$\begin{aligned} \mathbb{E}[|\hat{x}(t) - x(t)|^2] &= \int_{-u_r}^{u_r} P_{xx}^A(u) |1 - \phi_{\xi\zeta}(\frac{u}{b}, -\frac{u}{b})|^2 du \\ &\quad + \frac{T}{2\pi b} \int_{-u_r}^{u_r} P_{xx}^A(u) \int_{-u_r}^{u_r} 1 - |\phi_{\xi\zeta}(\frac{u}{b}, -\frac{u_1}{b})|^2 du_1 du. \end{aligned}$$

*Proof.* By Theorem 3.5, we have

$$\bar{x}(t) = \hat{x}(t)e^{-j\frac{a}{2b}t^2} = \frac{T}{T_N} \sum_{n=-\infty}^{+\infty} x(t_n) e^{j\frac{a}{2b}t_n^2} h_2(t - \tilde{t}_n), \quad (44)$$

where  $h_2(t) = \text{sinc}\left(\frac{u}{b}t\right)$ . Thus, we can get the auto-correlation function of  $\bar{x}(t)$  as follows:

$$\begin{aligned}
R_{\bar{x}\bar{x}}(t, t - \tau) &= \mathbb{E}[\bar{x}(t)\bar{x}(t - \tau)] \\
&= \mathbb{E}\left[\frac{T}{T_N} \sum_{n=-\infty}^{+\infty} x(t_n) e^{j\frac{a}{2b}t_n^2} h_2(t - \tilde{t}_n) \right. \\
&\quad \left. \times \frac{T}{T_N} \sum_{k=-\infty}^{+\infty} x^*(t_k) e^{-j\frac{a}{2b}t_k^2} h_2^*(t - \tau - \tilde{t}_k) \right] \\
&= \left(\frac{T}{T_N}\right)^2 \mathbb{E}\left[\sum_{n=-\infty}^{+\infty} x(nT + \xi_n) e^{j\frac{a}{2b}(nT + \xi_n)^2} h_2(t - nT - \zeta_n) \right. \\
&\quad \left. \times \sum_{k=-\infty}^{+\infty} x^*(kT + \xi_k) e^{-j\frac{a}{2b}(kT + \xi_k)^2} h_2^*(t - \tau - kT - \zeta_k) \right] \\
&= \left(\frac{T}{T_N}\right)^2 \sum_{n=-\infty}^{+\infty} \sum_{k=-\infty}^{+\infty} \mathbb{E}\left[R_{\bar{x}\bar{x}}(nT - kT + \xi_n - \xi_k) \right. \\
&\quad \left. \times h_2(t - nT - \zeta_n) h_2^*(t - \tau - kT - \zeta_k) \right] \\
&= \left(\frac{T}{T_N}\right)^2 R_{\bar{x}\bar{x}}(0) \sum_{n=-\infty}^{+\infty} \mathbb{E}\left[h_2(t - nT - \zeta_n) h_2^*(t - \tau - nT - \zeta_n) \right] \\
&\quad + \left(\frac{T}{T_N}\right)^2 \sum_{n \neq k} \mathbb{E}\left[R_{\bar{x}\bar{x}}(nT - kT + \xi_n - \xi_k) h_2(t - nT - \zeta_n) \right. \\
&\quad \left. \times h_2^*(t - \tau - kT - \zeta_k) \right] \\
&\triangleq I + II. \tag{45}
\end{aligned}$$

Next, we use two steps to compute  $R_{\bar{x}\bar{x}}(t, t - \tau)$ . Note that

$$\sum_n e^{j(u_2 - u_1)nT} = 2\pi \sum_k \delta((u_2 - u_1)T - 2\pi k) \tag{46}$$

and

$$\begin{aligned}
h_2(t) &= \frac{1}{\sqrt{2\pi}} \int_{-\infty}^{+\infty} H_2(u) e^{j\frac{u}{b}t} du \\
&= \frac{b}{\sqrt{2\pi}} \int_{-\infty}^{+\infty} H_2(bu) e^{jut} du. \tag{47}
\end{aligned}$$

We obtain

$$\begin{aligned}
I &= \left(\frac{T}{T_N}\right)^2 R_{\bar{x}\bar{x}}(0) \sum_{n=-\infty}^{+\infty} \mathbb{E}\left[h_2(t - nT - \zeta_n) h_2^*(t - \tau - nT - \zeta_n) \right] \\
&= \frac{b^2}{2\pi} \left(\frac{T}{T_N}\right)^2 R_{\bar{x}\bar{x}}(0) \int_{-\infty}^{+\infty} \int_{-\infty}^{+\infty} H_2(bu_1) H_2^*(bu_2) e^{j(u_1 - u_2)t} e^{ju_2\tau}
\end{aligned}$$

$$\begin{aligned}
& \times \sum_{n=-\infty}^{+\infty} e^{j(u_2-u_1)nT} \mathbb{E}[e^{j(u_2-u_1)\zeta_n}] du_1 du_2 \\
& = \left(\frac{Tb}{T_N}\right)^2 R_{\hat{x}\hat{x}}(0) \int_{-\frac{u_r}{b}}^{\frac{u_r}{b}} \frac{1}{T} |H_2(bu)|^2 e^{ju\tau} du \\
& = \frac{T}{4\pi^2} \int_{-\frac{u_r}{b}}^{\frac{u_r}{b}} e^{ju\tau} \left[ \int_{-\frac{u_r}{b}}^{\frac{u_r}{b}} P_{\hat{x}\hat{x}}(u_1) du_1 \right] du, \tag{48}
\end{aligned}$$

where we use the fact that  $H_2(bu) = \frac{T_N}{b\sqrt{2\pi}} \chi_{[-\frac{\pi}{T_N}, \frac{\pi}{T_N}]}(u)$  in the last step.

Similarly, we have

$$\begin{aligned}
II & = \left(\frac{T}{T_N}\right)^2 \sum_{n \neq k} \mathbb{E} \left[ R_{\hat{x}\hat{x}}(nT - kT + \xi_n - \xi_k) h_2(t - nT - \zeta_n) \right. \\
& \quad \left. \times h_2^*(t - \tau - kT - \zeta_k) \right] \\
& = \frac{b^2}{(2\pi)^2} \left(\frac{T}{T_N}\right)^2 \sum_{n \neq k} \mathbb{E} \left[ \int_{-\frac{u_r}{b}}^{\frac{u_r}{b}} P_{\hat{x}\hat{x}}(u) e^{ju(nT - kT + \xi_n - \xi_k)} du \right. \\
& \quad \left. \times \int_{-\infty}^{+\infty} H_2(bu_1) e^{ju_1(t - nT - \zeta_n)} du_1 \int_{-\infty}^{+\infty} H_2^*(bu_2) e^{-ju_2(t - \tau - kT - \zeta_k)} du_2 \right] \\
& = \frac{b^2}{(2\pi)^2} \left(\frac{T}{T_N}\right)^2 \sum_{n \neq k} \int_{-\frac{u_r}{b}}^{\frac{u_r}{b}} \int_{-\infty}^{+\infty} \int_{-\infty}^{+\infty} P_{\hat{x}\hat{x}}(u) H_2(bu_1) H_2^*(bu_2) e^{ju_2\tau} \\
& \quad \times e^{j(u_1-u_2)t} e^{j(u-u_1)nT} e^{-j(u-u_2)kT} \mathbb{E} \left[ e^{ju\xi_n} e^{-ju\xi_k} \right. \\
& \quad \left. \times e^{-ju_1\zeta_n} e^{ju_2\zeta_k} \right] du_1 du_2 du \\
& = \frac{b^2}{(2\pi)^2} \left(\frac{T}{T_N}\right)^2 \int_{-\frac{u_r}{b}}^{\frac{u_r}{b}} \int_{-\infty}^{+\infty} \int_{-\infty}^{+\infty} P_{\hat{x}\hat{x}}(u) H_2(bu_1) H_2^*(bu_2) \phi_{\xi\xi}(u, -u_1) \\
& \quad \times \phi_{\xi\xi}^*(u, -u_2) e^{ju_2\tau} e^{j(u_1-u_2)t} \sum_n e^{j(u-u_1)nT} \\
& \quad \times \sum_k e^{-j(u-u_2)kT} du_1 du_2 du - \frac{b^2}{(2\pi)^2} \left(\frac{T}{T_N}\right)^2 \int_{-\frac{u_r}{b}}^{\frac{u_r}{b}} \int_{-\infty}^{+\infty} \int_{-\infty}^{+\infty} \\
& \quad \times P_{\hat{x}\hat{x}}(u) H_2(bu_1) H_2^*(bu_2) \phi_{\xi\xi}(u, -u_1) \phi_{\xi\xi}^*(u, -u_2) e^{ju_2\tau} e^{j(u_1-u_2)t} \\
& \quad \times \sum_n e^{j(u_2-u_1)nT} du_1 du_2 du \\
& = \left(\frac{b}{T_N}\right)^2 \int_{-\frac{u_r}{b}}^{\frac{u_r}{b}} P_{\hat{x}\hat{x}}(u) |H_2(bu)|^2 |\phi_{\xi\xi}(u, -u)|^2 e^{ju\tau} du \\
& \quad - \frac{T}{2\pi} \left(\frac{b}{T_N}\right)^2 \int_{-\frac{u_r}{b}}^{\frac{u_r}{b}} \int_{-\frac{u_r}{b}}^{\frac{u_r}{b}} P_{\hat{x}\hat{x}}(u_1) |H_2(bu)|^2 |\phi_{\xi\xi}(u_1, -u)|^2 e^{ju\tau} du_1 du \\
& = \left(\frac{b}{T_N}\right)^2 \int_{-\frac{u_r}{b}}^{\frac{u_r}{b}} |H_2(bu)|^2 e^{ju\tau} \left[ P_{\hat{x}\hat{x}}(u) |\phi_{\xi\xi}(u, -u)|^2 - \frac{T}{2\pi} \int_{-\frac{u_r}{b}}^{\frac{u_r}{b}} P_{\hat{x}\hat{x}}(u_1) \right. \\
& \quad \left. \times |\phi_{\xi\xi}(u_1, -u)|^2 du_1 \right] du
\end{aligned}$$

$$\begin{aligned}
&= \frac{1}{2\pi} \int_{-\frac{u_r}{b}}^{\frac{u_r}{b}} e^{ju\tau} \left[ P_{\tilde{x}\tilde{x}}(u) |\phi_{\xi\zeta}(u, -u)|^2 - \frac{T}{2\pi} \int_{-\frac{u_r}{b}}^{\frac{u_r}{b}} P_{\tilde{x}\tilde{x}}(u_1) \right. \\
&\quad \left. \times |\phi_{\xi\zeta}(u_1, -u)|^2 du_1 \right] du. \tag{49}
\end{aligned}$$

Combining (48) and (49), we obtain

$$\begin{aligned}
R_{\tilde{x}\tilde{x}}(t, t - \tau) &= \frac{T}{4\pi^2} \int_{-\frac{u_r}{b}}^{\frac{u_r}{b}} \left( \int_{-\frac{u_r}{b}}^{\frac{u_r}{b}} P_{\tilde{x}\tilde{x}}(u_1) [1 - |\phi_{\xi\zeta}(u_1, -u)|^2] du_1 \right) e^{ju\tau} du \\
&\quad + \frac{1}{2\pi} \int_{-\frac{u_r}{b}}^{\frac{u_r}{b}} e^{ju\tau} P_{\tilde{x}\tilde{x}}(u) |\phi_{\xi\zeta}(u, -u)|^2 du. \tag{50}
\end{aligned}$$

Similarly, we can obtain the cross-correlation function of  $\bar{x}(t)$  and  $\tilde{x}(t)$  as follows,

$$R_{\bar{x}\tilde{x}}(t, t - \tau) = \frac{1}{2\pi} \int_{-\frac{u_r}{b}}^{\frac{u_r}{b}} e^{ju\tau} P_{\bar{x}\tilde{x}}(u) \phi_{\xi\zeta}(u, -u) du. \tag{51}$$

Therefore, we have

$$\begin{aligned}
P_{\bar{x}\tilde{x}}(u) &= P_{\tilde{x}\tilde{x}}(u) |\phi_{\xi\zeta}(u, -u)|^2 \\
&\quad + \frac{T}{2\pi} \left( \int_{-\frac{u_r}{b}}^{\frac{u_r}{b}} P_{\tilde{x}\tilde{x}}(u_1) [1 - |\phi_{\xi\zeta}(u_1, -u)|^2] du_1 \right) \tag{52}
\end{aligned}$$

and

$$P_{\tilde{x}\tilde{x}}(u) = P_{\tilde{x}\tilde{x}}(u) \phi_{\xi\zeta}(u, -u). \tag{53}$$

Hence, the first term  $P_{\tilde{x}\tilde{x}}(u) |\phi_{\xi\zeta}(u, -u)|^2$  in (52) is the power spectral density of  $\tilde{y}(t)$  in Fig. 6. Substituting (27) into (43), we have

$$\begin{aligned}
P_{vv}(u) &= T \int_{-u_r}^{u_r} P_{xx}^A(u_1) [1 - \phi_{\xi\zeta}(\frac{u_1}{b}, -u)]^2 du_1 \\
&= T \int_{-u_r}^{u_r} \frac{1}{2\pi b} P_{\tilde{x}\tilde{x}}(\frac{u_1}{b}) [1 - \phi_{\xi\zeta}(\frac{u_1}{b}, -u)]^2 du_1 \\
&= \frac{T}{2\pi} \int_{-\frac{u_r}{b}}^{\frac{u_r}{b}} P_{\tilde{x}\tilde{x}}(u_1) [1 - \phi_{\xi\zeta}(u_1, -u)]^2 du_1.
\end{aligned}$$

Thus, the second term  $\frac{T}{2\pi} \left( \int_{-\frac{u_r}{b}}^{\frac{u_r}{b}} P_{\tilde{x}\tilde{x}}(u_1) [1 - |\phi_{\xi\zeta}(u_1, -u)|^2] du_1 \right)$  in (52) is identical to the power spectral density of  $v(t)$ . Consequently, the model described in Fig. 6 is equal to the procedure, which includes the nonuniform sampling mentioned in subsection 3.1 and the approximate reconstruction approach by utilizing sinc interpolation function represented in Fig. 5, in the sense of second order statistic characters.

Next, we estimate the error  $\mathbb{E}[|\hat{x}(t) - x(t)|^2]$ . Let  $\epsilon(t) = \hat{x}(t) - x(t)$ . Combining (27) and (52), we get

$$P_{\hat{x}\hat{x}}^A(u) = \frac{1}{2\pi b} P_{\tilde{x}\tilde{x}}(\frac{u}{b})$$

$$\begin{aligned}
&= \frac{1}{2\pi b} P_{\hat{x}\hat{x}}\left(\frac{u}{b}\right) |\phi_{\xi\zeta}\left(\frac{u}{b}, -\frac{u}{b}\right)|^2 \\
&\quad + \frac{T}{4\pi^2 b} \left( \int_{-\frac{u_r}{b}}^{\frac{u_r}{b}} P_{\hat{x}\hat{x}}(u_1) [1 - |\phi_{\xi\zeta}(u_1, -\frac{u}{b})|^2] du_1 \right) \\
&= P_{xx}^A(u) |\phi_{\xi\zeta}\left(\frac{u}{b}, -\frac{u}{b}\right)|^2 \\
&\quad + \frac{T}{2\pi b} \left( \int_{-u_r}^{u_r} P_{xx}^A(u_1) [1 - |\phi_{\xi\zeta}\left(\frac{u_1}{b}, -\frac{u}{b}\right)|^2] du_1 \right). \tag{54}
\end{aligned}$$

Similarly, we obtain

$$\begin{aligned}
P_{\hat{x}x}^A(u) &= \frac{1}{2\pi b} P_{\hat{x}\hat{x}}\left(\frac{u}{b}\right) \\
&= \frac{1}{2\pi b} P_{\hat{x}\hat{x}}\left(\frac{u}{b}\right) \phi_{\xi\zeta}\left(\frac{u}{b}, -\frac{u}{b}\right) \\
&= P_{xx}^A(u) \phi_{\xi\zeta}\left(\frac{u}{b}, -\frac{u}{b}\right). \tag{55}
\end{aligned}$$

Hence, the LCT auto-power spectral density of the reconstruction error  $\epsilon(t)$  in Fig. 6 is

$$\begin{aligned}
P_{\epsilon\epsilon}^A(u) &= P_{\hat{x}\hat{x}}^A(u) - P_{\hat{x}x}^A(u) - P_{x\hat{x}}^A(u) + P_{xx}^A(u) \\
&= P_{xx}^A(u) |\phi_{\xi\zeta}\left(\frac{u}{b}, -\frac{u}{b}\right)|^2 + \frac{T}{2\pi b} \left( \int_{-u_r}^{u_r} P_{xx}^A(u_1) \right. \\
&\quad \times [1 - |\phi_{\xi\zeta}\left(\frac{u_1}{b}, -\frac{u}{b}\right)|^2] du_1 \Big) - P_{xx}^A(u) \phi_{\xi\zeta}\left(\frac{u}{b}, -\frac{u}{b}\right) \\
&\quad - [P_{xx}^A(u) \phi_{\xi\zeta}\left(\frac{u}{b}, -\frac{u}{b}\right)]^* + P_{xx}^A(u) \\
&= P_{xx}^A(u) |1 - \phi_{\xi\zeta}\left(\frac{u}{b}, -\frac{u}{b}\right)|^2 + \frac{T}{2\pi b} \left( \int_{-u_r}^{u_r} P_{xx}^A(u_1) \right. \\
&\quad \times [1 - |\phi_{\xi\zeta}\left(\frac{u_1}{b}, -\frac{u}{b}\right)|^2] du_1 \Big). \tag{56}
\end{aligned}$$

Therefore, it follows from (9) and (14) that

$$\begin{aligned}
\mathbb{E}[|\epsilon(t)|^2] &= R_{\hat{x}\hat{x}}(0) \\
&= R_{\epsilon\epsilon}^A(0) \\
&= \int_{-u_r}^{u_r} P_{\epsilon\epsilon}^A(u) du \\
&= \int_{-u_r}^{u_r} P_{xx}^A(u) |1 - \phi_{\xi\zeta}\left(\frac{u}{b}, -\frac{u}{b}\right)|^2 du \\
&\quad + \frac{T}{2\pi b} \int_{-u_r}^{u_r} P_{xx}^A(u) \int_{-u_r}^{u_r} 1 - |\phi_{\xi\zeta}\left(\frac{u}{b}, -\frac{u_1}{b}\right)|^2 du_1 du.
\end{aligned}$$

This completes the proof.  $\square$

Note that the reconstruction error  $\mathbb{E}[|\hat{x}(t) - x(t)|^2]$  is related to the LCT auto-correlation power spectral density  $P_{xx}^A(u)$  of the random signal  $x(t)$  and the joint characteristic function  $\phi_{\xi\zeta}(u, -u)$  of two random variables  $\xi_n$  and  $\zeta_n$ . In particular, when  $\xi_n$  and  $\zeta_n$  are constants and both are equal to zeros, i.e., the nonuniform sampling studied in this paper

reduces to uniform sampling, we have  $\mathbb{E}[|\hat{x}(t) - x(t)|^2] = 0$  from Theorem 3.6. Therefore the result of uniform sampling proposed in [10, Theorem 3.4] is a special case of Theorems 3.5 and 3.6 in this paper.

On the other hand, the LCT includes many widely used linear transforms as special cases. For example, by setting  $A = \begin{pmatrix} \cos \theta & \sin \theta \\ -\sin \theta & \cos \theta \end{pmatrix}$  with  $\theta \in [-\pi, \pi)$  in (1), the LCT of  $f(t)$  becomes the fractional Fourier transform of  $f(t)$  with angle  $\theta$ . In this case, our results coincide with those in [31], and in particular, when  $\xi_n$  and  $\zeta_n$  are constants and equal to zeros, our results coincide with the uniform sampling results in [24]. Furthermore, by setting  $A = \begin{pmatrix} 0 & 1 \\ -1 & 0 \end{pmatrix}$ , the LCT of  $f(t)$  becomes the Fourier transform of  $f(t)$  multiplied by a constant  $\sqrt{\frac{1}{j2\pi}}$ . In this case, our results coincide with those in [14].

### 3.4 Simulations

In this subsection, we consider a random signal  $x(t) = e^{j5\pi t + j\psi - j\frac{3}{2}\pi t^2}$ ,  $-4 \leq t \leq 4$ , where  $\psi$  follows the standard Gaussian distribution. It is easy to verify that  $\tilde{x}(t) = x(t)e^{j\frac{a}{2b}t^2}$  is wide sense stationary, and  $x(t)$  is approximately bandlimited with bandwidth 10 Hz in the LCT domain with parameter  $A = \begin{pmatrix} a & b \\ c & d \end{pmatrix} = \begin{pmatrix} 3 & 1/\pi \\ \pi & 2/3 \end{pmatrix}$ . Let  $T = T_N = 0.1$ . First, the approximate signal recovery results based on (41) for one realization of  $x(t)$  are respectively shown in Fig. 7 in terms of two different nonuniform sampling models. Let  $\xi_n$  follow the uniform distribution in the interval  $[-0.01 - 0.002 * k, 0.01 + 0.002 * k]$  and integer  $k$  take a value from 0 to 15. Then, for each  $k$ ,  $0 \leq k \leq 15$ , we implement 5000 realizations of  $x(t)$  and estimate the mean square error of the reconstruction in terms of four different nonuniform sampling models as shown in Fig. 8. One can see from Fig. 8 that the reconstruction from the nonuniform sampling with  $\zeta_n = 0$  is preferable. In fact, the reconstruction is an approximate solution, and we cannot claim which sampling model is the best in general. However, according to (44) in Theorem 3.6, a lower mean square error of the reconstruction might be obtained by choosing a proper joint characteristic function of  $\xi_n$  and  $\zeta_n$ .

## 4 Conclusion

In this paper, we mainly discuss the nonuniform sampling for random signals, which are bandlimited in the LCT domain. At the beginning, based on the concepts of the LCT correlation function and power spectral density, we get the connection between the LCT auto-power spectral density of the inputs and outputs. Moreover, we show that nonuniform sampling for random signals bandlimited in the LCT domain can be identical to uniform sampling after a pre-filter in the sense of second order statistic characters. Furthermore, we derive an approximate reconstruction formula for random signals bandlimited in LCT domain from their nonuniform samples, by utilizing the sinc interpolation functions. Finally, we investigate the error between the original random signal and its approximation in the mean square sense, and verify the performances of our theoretical results by numerical simulation.

## References

- [1] Aldroubi, A., Gröchenig, K.: ‘Nonuniform sampling and reconstruction in shift-invariant spaces’, *SIAM Review*, 2001, **43**, (4), pp. 585–620
- [2] Amirtharajah, R., Collier, J., Siebert, J., Zhou, B., Chandrakasan, A.: ‘DSPs for energy harvesting sensors: applications and architectures’, *IEEE Pervasive Computing*, 2005, **4**, (3), pp. 72–79
- [3] Balakrishnan, A.V.: ‘On the problem of time jitter in sampling’, *IRE Trans Inform Theory*, 1962, **8**, (3), pp. 226–236
- [4] Bhandari, A., Marziliano, P.: ‘Sampling and reconstruction of sparse signals in fractional Fourier domain’, *IEEE Signal Process Lett*, 2010, **17**, (3), pp. 221–224
- [5] Brown, J.L., Jr: ‘On mean-square aliasing error in the cardinal series expansion of random processes’, *IEEE Trans Inform Theory*, 1978, **24**, (2), pp. 254–256
- [6] Chen, Y., Goldsmith, A.J., Eldar, Y.C.: ‘Channel capacity under sub-nyquist nonuniform sampling’, *IEEE Trans Inform Theory*, 2014, **60**, (8), pp. 4739–4756
- [7] Deng, B., Tao, R., Wang, Y.: ‘Convolution theorems for the linear canonical transform and their applications’, *Sci China, Ser F: Inform Sci*, 2006, **49**, (5), pp. 592–603
- [8] Eng, F.: ‘Nonuniform sampling in statistical signal processing’ (Ph.D. Thesis, Linköping University, Department of Electrical Engineering, 2007)
- [9] Feichtinger, H.G., Gröchenig, K.: ‘Irregular sampling theorems and series expansions of band-limited functions’, *J Math Anal Appl*, 1992, **167**, (2), pp. 530–556
- [10] Huo, H., Sun, W: ‘Sampling theorems and error estimates for random signals in the linear canonical transform domain’, *Signal Process*, 2015, 111, pp. 31–38
- [11] Janik, J., Bloyet, D.: ‘Timing uncertainties of A/D converters: theoretical study and experiments’, *IEEE Trans Instrum Meas*, 2004, **53**, (2), pp. 561–565
- [12] Leow, K.: ‘Reconstruction from non-uniform samples’ (Master Thesis, Massachusetts Institute of Technology, Department of Electrical Engineering and Computer Science, 2010)
- [13] Marvasti, F.: ‘Nonuniform sampling: theory and practice’ (Springer Science & Business Media, 2012)
- [14] Maymon, S., Oppenheim, A.V.: ‘Sinc interpolation of nonuniform samples’, *IEEE Trans Signal Process*, 2011, **59**, (10), pp. 4745–4758
- [15] Papoulis, A.: ‘Error analysis in sampling theory’, *Proc IEEE*, 1966, **54**, (7), pp. 947–955
- [16] Selva, J.: ‘Functionally weighted lagrange interpolation of band-limited signals from nonuniform samples’, *IEEE Trans Signal Process*, 2009, **57**, (1), pp. 168–181



- [17] Senay, S., Chaparro, L., Durak, L.: ‘Reconstruction of nonuniformly sampled time-limited signals using prolate spheroidal wave functions’, *Signal Process*, 2009, **89**, (12), pp. 2585–2595
- [18] Shannon, C.E.: ‘Communication in the presence of noise’, *Proceed IRE*, 1949, **37**, (1), pp. 10–21
- [19] Shi, J., Liu, X., Sha, X., Zhang, N.: ‘Sampling and reconstruction of signals in function spaces associated with the linear canonical transform’, *IEEE Trans Signal Process*, 2012, **60**, (11), pp. 6041–6047
- [20] Shi, J., Liu, X., He, L., Han, M., Li, Q., Zhang, N.: ‘Sampling and reconstruction in arbitrary measurement and approximation spaces associated with linear canonical transform’, *IEEE Trans Signal Process*, 2016, **64**, (24), pp. 6379–6391
- [21] Stern, A.: ‘Sampling of compact signals in offset linear canonical transform domains’, *Signal, Image Video Process*, 2007, **1**, (4), pp. 359–367
- [22] Sun, W., Zhou, X.: ‘Irregular sampling for multivariate band-limited functions’, *Sci China, Seri A*, 2002, **45**, (12), pp. 1548–1556
- [23] Tao, R., Li, B.-Z., Wang, Y., Aggrey, G.K.: ‘On sampling of band-limited signals associated with the linear canonical transform’, *IEEE Trans Signal Process*, 2008, **56**, (11), pp. 5454–5464
- [24] Tao, R., Zhang, F., Wang, Y.: ‘Sampling random signals in a fractional Fourier domain’, *Signal Process*, 2011, **91**, (6), pp. 1394–1400
- [25] Venkataramani, R., Bresler, Y.: ‘Perfect reconstruction formulas and bounds on aliasing error in sub-Nyquist nonuniform sampling of multiband signals’, *IEEE Trans Inform Theory*, 2000, **46**, (6), pp. 2173–2183
- [26] Verbeyst, F., Rolain, Y., Schoukens, J., Pintelon, R.: ‘System identification approach applied to jitter estimation’, *In Instrumentation and measurement technology conference*, 2006, pp. 1752–1757
- [27] Wei, D., Ran, Q., Li, Y.: ‘Multichannel sampling and reconstruction of bandlimited signals in the linear canonical transform domain’, *IET Signal Process*, 2011, **8**, (5), pp. 717–727
- [28] Wei, D., Li, Y.: ‘Reconstruction of multidimensional bandlimited signals from multichannel samples in the linear canonical transform domain’, *IET Signal Process*, 2014, **8**, (6), pp. 647–657
- [29] Xiang, Q., Qin, K.: ‘Convolution, correlation, and sampling theorems for the offset linear canonical transform’, *Signal Image Video Process*, 2014, **8**, (3), pp. 433–442
- [30] Xiao, L., Sun, W.: ‘Sampling theorems for signals periodic in the linear canonical transform domain’, *Opt Commun*, 2013, **290**, pp. 14–18

- [31] Xu, L., Zhang, F., Tao, R.: ‘Randomized nonuniform sampling and reconstruction in fractional Fourier domain’, *Signal Process*, 2016, **120**, pp. 311–322
- [32] Yao, K., Thomas, J.: ‘On some stability and interpolatory properties of nonuniform sampling expansions’, *IEEE Trans Circuit Theory*, 1967, **14**, (4), pp. 404–408
- [33] Yen, J.L.: ‘On nonuniform sampling of bandwidth-limited signals’, *IRE Trans Circuit Theory*, 1956, **3**, (4), pp. 251–257
- [34] Zhang, Q.: ‘Zak transform and uncertainty principles associated with the linear canonical transform’, *IET Signal Process*, 2016, **10**, (7), pp. 791–797

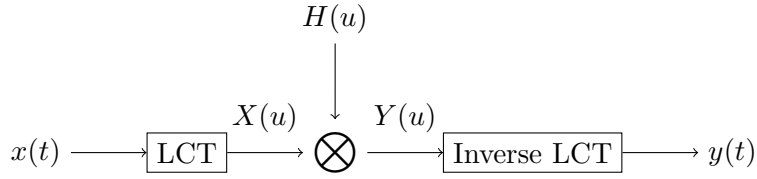


Figure 1: The LCT multiplicative filter.

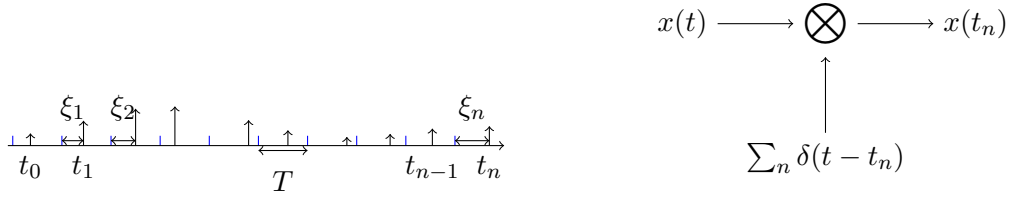


Figure 2: The nonuniform sampling representation.

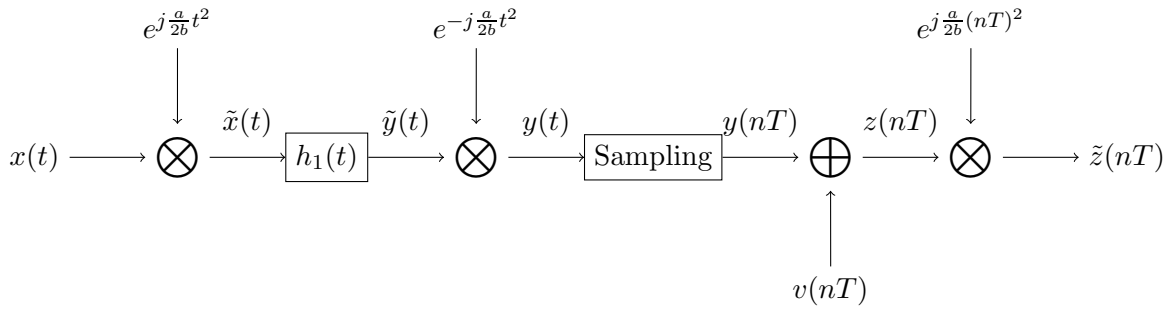


Figure 3: The equivalent system of the nonuniform sampling, where  $v(t)$  is an additive noise with zero mean,  $v(t)$  is independent of  $x(t)$ , and the LCT auto-power spectral density of  $v(t)$  is  $P_{xx}^A(u)(1 - |H_1(u)|^2)$ .

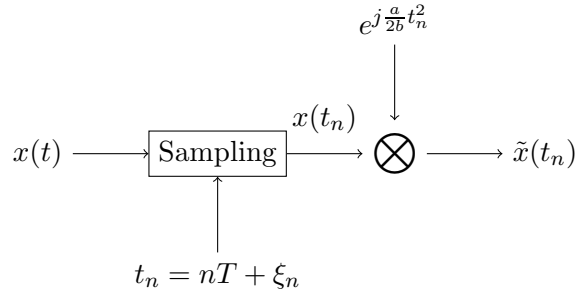


Figure 4: Another version of nonuniform sampling.

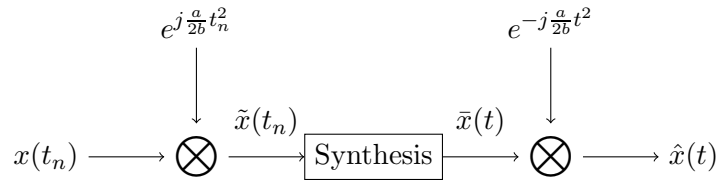


Figure 5: The approximate reconstruction with sinc interpolation function, where  $\bar{x}(t) = \sum_n \frac{T}{T_N} \tilde{x}(t_n) \text{sinc} \frac{\pi(t-\tilde{t}_n)}{T_N}$ .

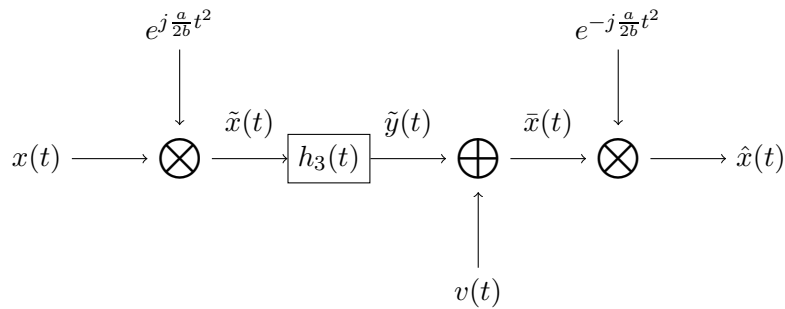
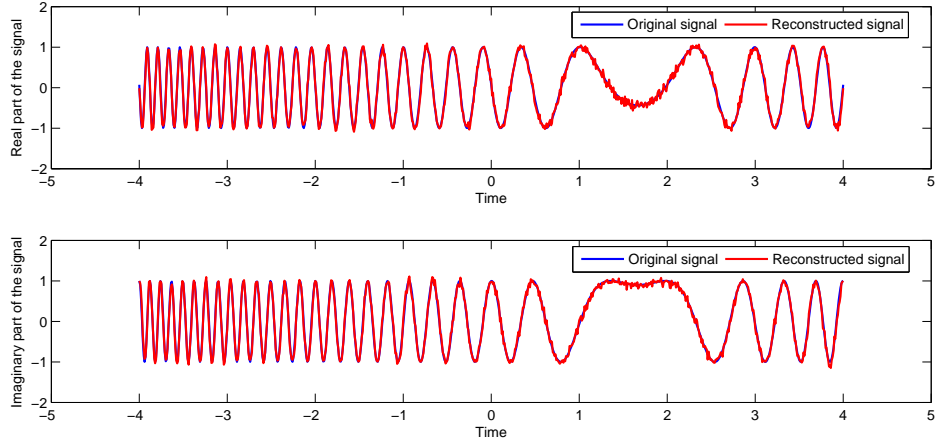
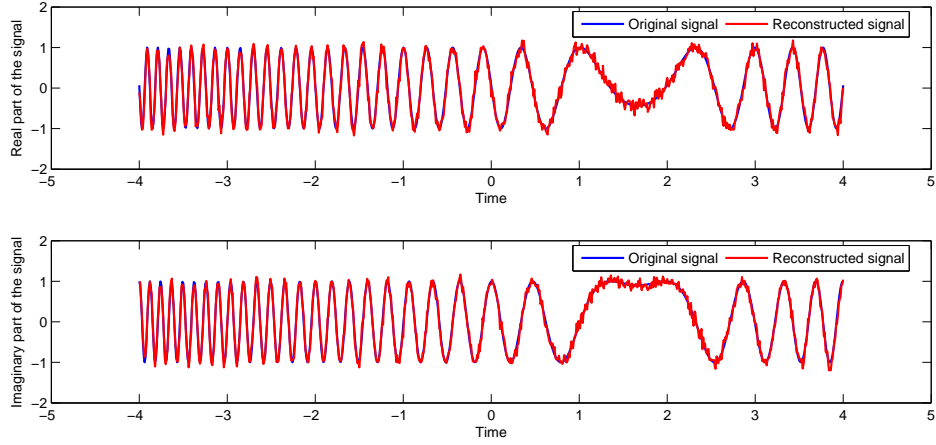


Figure 6: The nonuniform sampling and reconstruction system, where  $v(t)$  is an additive noise with zero mean, which is uncorrelated with  $x(t)$  and has the power spectral density defined by (43).



(a)



(b)

Figure 7: The approximate signal reconstruction: (a) when  $\xi_n$  is uniformly distributed in the interval  $[-0.01, 0.01]$  and  $\zeta_n = 0$ ; (b) when  $\xi_n$  and  $\zeta_n$  are i.i.d. with uniform distribution in the interval  $[-0.01, 0.01]$ .

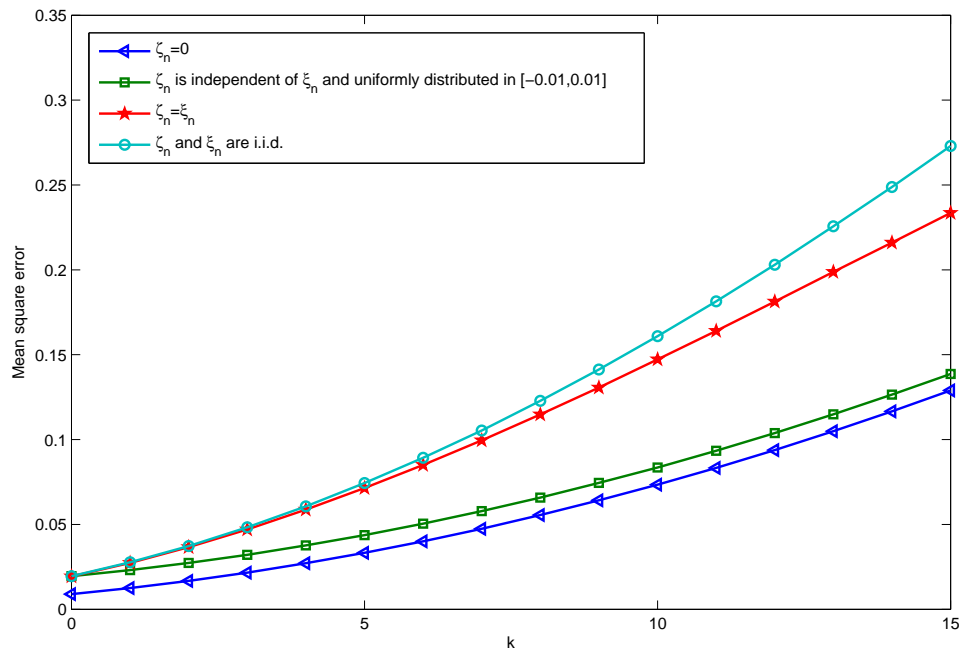


Figure 8: Mean square error of the reconstruction when  $\xi_n$  is uniformly distributed in the interval  $[-0.01 - 0.002 * k, 0.01 + 0.002 * k]$ , where  $k = 0, 1, \dots, 15$ .