

BIAS COMPENSATION IN ITERATIVE SOFT-FEEDBACK ALGORITHMS WITH APPLICATION TO (DISCRETE) COMPRESSED SENSING

Susanne Sparrer, Robert F.H. Fischer

Institute of Communications Engineering, Ulm University, Germany

ABSTRACT

In all applications in digital communications, it is crucial for an estimator to be unbiased. Although so-called soft feedback is widely employed in many different fields of engineering, typically the biased estimate is used. In this paper, we contrast the fundamental unbiasing principles, which can be directly applied whenever soft feedback is required. To this end, the problem is treated from a signal-based perspective, as well as from the approach of estimating the signal based on an estimate of the noise. Numerical results show that when employed in iterative reconstruction algorithms for Compressed Sensing, a gain of 1.2 dB due to proper unbiasing is possible.

Index Terms— MMSE estimation, Unbiasing, Soft Feedback, Compressed Sensing

1. INTRODUCTION

In communications engineering, estimation is very often based on the minimum mean-squared error (MMSE) criterion, which is also justified by the relation between MMSE and mutual information [1]. Independent of the problem to be solved and of the application at hand, the used estimators need to be *unbiased*, i.e., no systematic offset has to be present. While the unbiasing is state of the art for some estimators such as linear MMSE estimation [2, 3], for the so-called soft feedback [4], which is used in many different fields such as successive interference cancellation (SIC), a.k.a. decision-feedback equalization (DFE) in multiuser detection [5, 6, 7], unbiasing is generally ignored. In the following, we derive a general rule for the unbiasing of soft feedback, i.e., nonlinear MMSE estimates, and apply it to iterative algorithms in Compressed Sensing.

2. UNBIASING OF NONLINEAR MMSE ESTIMATORS

In many problems, an observation¹

$$z = x + n \quad (1)$$

¹This work was supported by Deutsche Forschungsgemeinschaft (DFG) under grant FI 982/8-1.

²Random variables are denoted by capital letters, actual realizations by lower-case letters.

is available, which can be assumed to be a noisy variant of the true value x , with the measurement noise n (variance σ_n^2) which is independent of x . For brevity, all variables are assumed to be zero-mean; a generalization is straightforward. The goal is to estimate x given the knowledge of the distributions of x and n , such that the mean-squared error is minimized. To this end, the conditional mean estimator is the optimum solution [8, 9]. In digital communications, the corresponding estimate is often denoted as *soft value* x_B ; it is calculated by² [8, 4] ($\eta(\cdot)$: real-valued estimator function)

$$x_B \stackrel{\text{def}}{=} \min_{\tilde{\eta}} \mathbb{E}\{\|\tilde{\eta}(z) - X\|_2^2\} = \mathbb{E}_X\{X|z\} \stackrel{\text{def}}{=} \eta_X(z). \quad (2)$$

The estimate can be written as the sum of the true value x and the estimation error e_B , i.e.,

$$x_B = x + e_B, \quad (3)$$

with variance $\zeta_{e_B}^2(z) = \text{var}\{X|z\} = \mathbb{E}_X\{E_B^2\}$,

and mean-squared error $\sigma_{e_B}^2 \stackrel{\text{def}}{=} \mathbb{E}_Z\{\zeta_{e_B}^2(Z)\}$.

Note that $\zeta_{e_B}^2$ is the squared error averaged over the distribution of X and the noise N , thereby keeping the sum of them, i.e., the observation z , fixed. $\sigma_{e_B}^2$, on the other hand, averages $\zeta_{e_B}^2$ over all possible values of Z .

This estimate, as any MMSE solution, is *biased* (index \cdot_B), i.e., a part of the useful signal is accounted to the error, as for any MMSE solution the error is orthogonal to the estimate $\mathbb{E}_Z\{Z E_B\} = 0$.

2.1. Signal-Based Unbiasing

In case of (scalar) linear MMSE estimation, the *biased* estimate is a scaled version of the observation, i.e., $x_B = k \cdot z$, with the scaling factor k . In order for an estimate to be unbiased (index \cdot_U), this scaling has to be compensated for, i.e.,

$$x_U = h \cdot x_B, \quad (4)$$

where the unbiasing factor h has to be adjusted such that the error $E_U = X_U - X$ present in the unbiased estimate is orthogonal to X . In the linear case, it follows immediately $h = 1/k$.

²With an abuse of the term “bit”, the soft values are sometimes also denoted as soft bits.

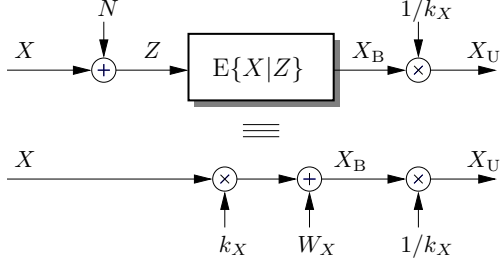


Fig. 1. Block diagram of signal-based unbiasing.

While the scaling factor k is obvious for linear estimators, in the case of non-linear estimators an *average* scaling has to be calculated. To this end, the nonlinear estimate $\eta_X(Z)$ is represented as the sum of a linear estimate $k_X X$ and noise W_X , which is uncorrelated to the linear estimate [10, 11]

$$X_B = \eta_X(Z) = k_X X + W_X, \quad (7)$$

as visualized in the block diagram given in Fig. 1, and in Fig. 4. Adjusting k_X according to the MMSE criterion, i.e., such that

$$E_{XN} \left\{ (X_B - k_X \cdot X)^2 \right\} = E_{XN} \{ W_X^2 \} \rightarrow \min, \quad (8)$$

leads to [11]

$$k_X = \frac{E_{XN} \{ \eta_X(X+N) X \}}{E_X \{ X^2 \}} = \frac{E_{XN} \{ X_B X \}}{E_X \{ X^2 \}}. \quad (9)$$

With $E_{XN} \{ X_B N \} = \sigma_{eB}^2$ [14] and $E_{XN} \{ X_B Z \} = \sigma_x^2$, it calculates to

$$k_X = \frac{E_{XN} \{ X_B Z \} - E_{XN} \{ X_B N \}}{E_X \{ X^2 \}} = \frac{\sigma_x^2 - \sigma_{eB}^2}{\sigma_x^2} = \frac{\sigma_{x_B}^2}{\sigma_x^2}. \quad (10)$$

Hence, plugging $h = 1/k_X$ into (6) gives

$$x_U = \frac{\sigma_x^2}{\sigma_x^2 - \sigma_{eB}^2} \cdot x_B = (1 - C_X) \cdot x_B, \quad (11)$$

where we defined $C_X \stackrel{\text{def}}{=} \sigma_{eB}^2 / (\sigma_{eB}^2 - \sigma_x^2)$.

The estimate can be written as noisy variant of the true value, i.e., $x_U = x + e_U$. As for any unbiased estimate, the (zero-mean) error e_U is the one with minimum mean-squared error $E_{XN} \{ E_U^2 \}$, which is orthogonal to the signal to be estimated

$$E_{XE_U} \{ X \cdot E_U \} = 0. \quad (12)$$

With straightforward reformulations, the variance of E_U reads

$$\begin{aligned} \varsigma_{e_U}^2 &= E_X \{ E_U^2 \} = E_X \{ (x_U - X)^2 \} \\ &= (1 - C_X^2) \cdot \varsigma_{eB}^2 + C_X^2 \cdot \sigma_x^2. \end{aligned} \quad (13)$$

Thus, instead of the variance ς_{eB}^2 if no unbiasing is applied, a tradeoff between ς_{eB}^2 and σ_x^2 is active.

2.2. Noise-Based Unbiasing

In the previous section, X has been estimated and unbiased directly. However, since $Z = X + N$, we can also estimate N , from which, in turn, X can be calculated. This approach is visualized in Fig. 2 [12].

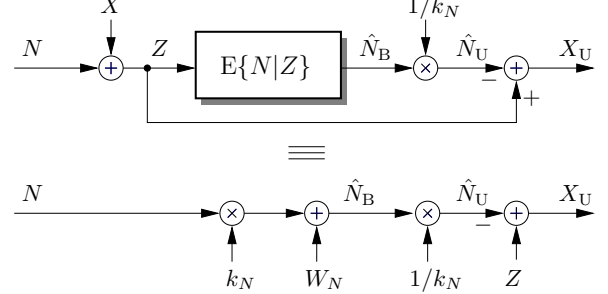


Fig. 2. Block diagram of error-based unbiasing.

Note that the nonlinear estimator of the noise is connected to the estimator of the signal by

$$\eta_N(z) \stackrel{\text{def}}{=} E_N \{ N | z \} = E_N \{ (Z - X) | z \} = z - \eta_X(z). \quad (14)$$

Hence, the output of the estimator can be written as $\hat{N}_B = Z - X_B$. Similar to the signal-based case, we linearize the estimator $\eta_N(z)$ by

$$\hat{N}_B = k_N N + W_N, \quad (15)$$

where, again using $E_{XN} \{ X_B N \} = \sigma_{eB}^2$, the scaling factor is calculated by [12, 14]

$$k_N = \frac{E_{XN} \{ \hat{N}_B N \}}{E_N \{ N^2 \}} = \frac{E_{XN} \{ (Z - X_B) N \}}{E_N \{ N^2 \}} = \frac{\sigma_n^2 - \sigma_{eB}^2}{\sigma_n^2}. \quad (16)$$

Plugging $\hat{n}_U = 1/k_N \cdot \hat{n}_B$ into (14) gives the unbiased estimate³ for x

$$x_U = z - \frac{1}{k_N} \cdot \hat{n}_B = (1 - C_N) \cdot x_B + C_N \cdot z, \quad (17)$$

with $C_N \stackrel{\text{def}}{=} \sigma_{eB}^2 / (\sigma_{eB}^2 - \sigma_n^2)$. Due to construction, in this case the estimation error E_U is not orthogonal to X , but to N . Noteworthy, in contrast to the signal-based estimation where the unbiased estimate was a scaled version of x_B , it depends on x_B as well as on z if noise-based unbiasing is applied.

The unbiased error variance (w.r.t. X , $e_U = x_U - x$) can be calculated by

$$\varsigma_{e_U}^2 = E_X \{ E_U^2 \} = (1 - C_N^2) \cdot \varsigma_{eB}^2 + C_N^2 \cdot \sigma_n^2. \quad (18)$$

2.3. Discussion

Examples of the characteristic curves (top) of the biased and unbiased soft values, as well as the corresponding error variances (bottom), are given in Fig. 3 [12]. While the character-

³In [15], the (scaled) unbiased estimator is denoted as divergence-free.

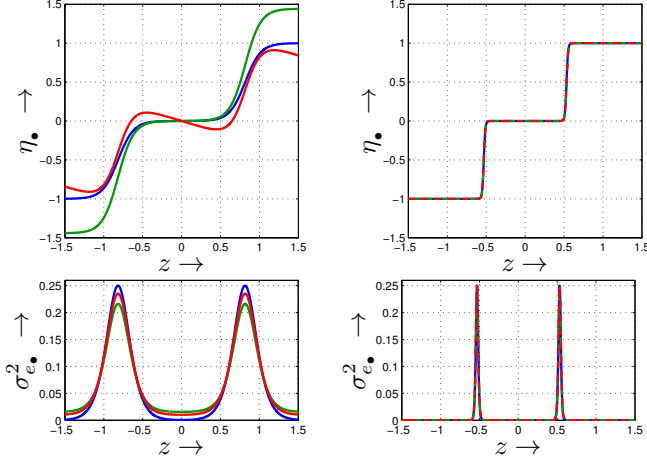


Fig. 3. Characteristic curves of biased (blue) and unbiased (green: signal-based, red: noise-based) soft values for $\sigma_n^2 = 0.1$ (left) and $\sigma_n^2 = 0.01$ (right). Soft values (top), error variance (bottom).

istic curves of the *biased* (blue) and the signal-based unbiased (green) estimates are strictly monotonically increasing, the noise-based *unbiased* curves (red) do not fulfill this property. As for all MMSE solutions, the unbiased estimates converge to the biased values if σ_n^2 tends to zero, since the deviation of the (biased) estimates from the correct value is negligible in this case.

The variables present in the estimation process are visualized in Fig. 4, where the squared length of a vector corresponds to the variance of the corresponding variable [8]. The given variables X and N are orthogonal, and $Z = X + N$. In case of a *linear* estimator, X_B and X_U are scaled versions of Z , and $E_B \perp Z$, cf. Fig. 4, left part. In case of signal-based unbiased (red), E_U has to be orthogonal to Z , and hence $X_U = Z$. For noise-based unbiased (blue), E_U has to be orthogonal to N , and hence $X_U = 0$.

The nonlinearity of soft feedback calculation introduces an additional degree of freedom, i.e., a three-dimensional signal space is needed to represent the variables. In particular, X_B will point out of the X - N -plane; this additional dimension, orthogonal to X and N , is denoted as *vertical* dimension V in the following. The visualization in the right part of Fig. 4 is a two-dimensional projection of the three-dimensional graph. Due to the orthogonality conditions, X_U is an elongation of X_B on the N - V -plane for signal-based unbiased; for noise-based unbiased, X_U is determined by the intersection of an elongation of \tilde{N}_B with the X - V -plane.

Hence, while the unbiased error E_U remains in the N - V -plane in case of signal-based unbiased, if noise-based unbiased is applied it lays in the X - V -plane, i.e., E_U is orthogonal to the noise. If applied in an algorithm where linear estimation and soft-feedback calculation are iterated, in case of signal-based unbiased the error is constantly in the N - V -plane. For noise-based unbiased the error alternates between the N - V -

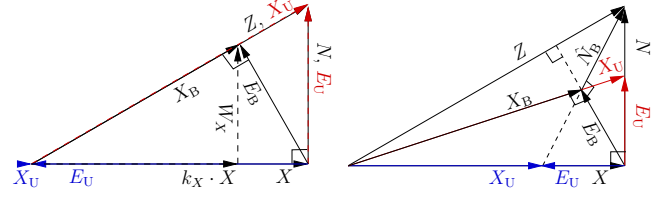


Fig. 4. Visualization of the variables present in the estimation process [12]. Linear estimation (left), nonlinear estimation (right). Red: Signal-based unbiased. Blue: Noise-based unbiased.

and X - V -plane every other iteration, which is beneficial for convergence and accuracy.

2.4. Connection to Average Variances

Often, the soft values of a *vector* z have to be calculated. In this case, the unbiaseding equations ((11) and (13) in the signal-based case, (17) and (18) for noise-based unbiaseding) are applied for each element individually, leading to individual estimates and individual error variances.

However, in some situations, instead of *individual* variances, an *average* variance (averaged over the entire vector) should characterize the reliability. To this end, all elements of z are assumed to have the same *average* noise variance σ_n^2 . Then, ζ_{eB}^2 of the individual elements (Eq. (4)) has to be replaced by σ_{eB}^2 (in practice, the expectation according to (5) is replaced by $\bar{\sigma}_{eB}^2$ that is averaging ζ_{eB}^2 over the vector elements), leading to the unbiaseding equations (for the l^{th} element of the vector)

$$x_{U,l} = \sigma_{eU}^2 \cdot \frac{x_{B,l}}{\bar{\sigma}_{eB}^2}, \quad \sigma_{eU}^2 = \left(\frac{1}{\bar{\sigma}_{eB}^2} - \frac{1}{\sigma_x^2} \right)^{-1},$$

for signal-based unbiaseding, and

$$x_{U,l} = \sigma_{eU}^2 \cdot \left(\frac{x_{B,l}}{\bar{\sigma}_{eB}^2} - \frac{z_l}{\bar{\sigma}_n^2} \right), \quad \sigma_{eU}^2 = \left(\frac{1}{\bar{\sigma}_{eB}^2} - \frac{1}{\bar{\sigma}_n^2} \right)^{-1},$$

in the noise-based case. Note that the latter equations equal the ones used in [13, 14, 15] without any justification, in particular not the above given interpretation.

3. APPLICATION TO COMPRESSED SENSING

In Compressed Sensing, a sparse vector x has to be estimated from an underdetermined system of linear equations, which is given by [16]

$$y = Ax + w, \quad (19)$$

where the received vector $y \in \mathbb{R}^K$ depends on the measurement (channel) matrix $A \in \mathbb{R}^{K \times L}$, $L > K$, and on the sparse vector $x \in \mathbb{C}^L$ (with sparsity s), where $\mathbb{C} \subseteq \mathbb{R}$. Furthermore, the measurements are corrupted by i.i.d. zero-mean Gaussian noise w with variance σ_w^2 per component, which is independent of x . In *discrete* Compressed Sensing, the elements of

\mathbf{x} are furthermore assumed to be drawn from a finite set, i.e., $\mathcal{C} = \{0, c_1, \dots, c_{|\mathcal{C}|-1}\}$.

Due to the sparsity constraint and the discrete alphabet, the problem of estimating \mathbf{x} based on (19) is non-convex. Different algorithms for the approximate solution of the problem are available in the literature; for a detailed discussion thereon, cf., e.g., [13, 14].

3.1. Algorithm

In [13], an iterative algorithm denoted as IMS has been proposed which splits the estimation problem into two parts, alternately estimating \mathbf{x} w.r.t. the Gaussian noise (Linear MMSE estimation, index \cdot_L), and w.r.t. s and \mathcal{C} (Nonlinear MMSE estimation (soft feedback), index \cdot_N). The pseudocode of this algorithm is given in Alg. 1.

While the MMSE estimate in the first step is unbiased, the soft values in the second step are not unbiased in the original algorithm (i.e., biased, Line 5B). Thus, we apply the equations for individual signal- or noise-based unbiasing derived in this paper and denote the new algorithm, including the unbiasing, as xuIMS and nuIMS, respectively (cf. Alg. 1, Line 5U).

Note that the TMS algorithm [14] (strongly related to OAMP or VAMP [15, 17]) is similar to nuIMS, however using *average* variances instead of *individual* ones; thus, it does not benefit from the information about the reliability of the particular elements as does uIMS.

Alg. 1 $\hat{\mathbf{x}} = \text{recover}(\mathbf{y}, \mathbf{A}, \sigma_w^2, s, \mathcal{C})$

Variants: B: IMS, U: (\cdot)uIMS

```

1 :  $\mathbf{x}_{L,U} = \mathbf{0}, \sigma_{N,U,l}^2 = s/L \forall l$ 
2 : while stopping criterion not met {
3 :    $(\mathbf{x}_{L,U}, \sigma_{e_{L,U}}^2) = \text{unbiased linear MMSE estimate}(\mathbf{A}, \mathbf{y}, \mathbf{x}_{N,U}, \sigma_{e_{N,U}}^2)$ 
4 :    $(\mathbf{x}_{N,B,l}, \zeta_{e_{N,B,l}}^2) = \text{biased soft feedback}(\mathbf{x}_{L,U,l}, \sigma_{e_{L,U,l}}^2, s, \mathcal{C})$ 
5B:  $(\mathbf{x}_{N,U,l}, \sigma_{e_{N,U,l}}^2) = (\mathbf{x}_{N,B,l}, \zeta_{e_{N,B,l}}^2)$ 
5U:  $(\mathbf{x}_{N,U,l}, \sigma_{e_{N,U,l}}^2) = \text{unbias}(\mathbf{x}_{N,B,l}, \zeta_{e_{N,B,l}}^2)$ 
6 : }
7 :  $\hat{\mathbf{x}} = \mathcal{Q}_{\mathcal{C}}(\mathbf{x}_{N,B})$ 

```

3.2. Simulation Results

The performance of IMS with unbiasing is shown in Fig. 5 for $L = 258, K = 129, s = 15, \mathcal{C} = \{-1, 0, +1\}$. The measurement matrix is a random Gaussian matrix, with the columns normalized to unit norm. In the upper part, the symbol error rate (SER) over the noise variance is shown. In order to ensure convergence, all algorithms perform 50 iterations. Besides IMS and (\cdot)uIMS, also the results for noise-based unbiasing with *average* variances (TMS [14]) and for the BAMP algorithm [18] are shown.

While IMS without unbiasing (green) performs even worse than TMS (blue) which tracks only average instead of individual variances, the performance can be improved if individual signal-based unbiasing (xuIMS, red dashed) is applied. Individual noise-based unbiasing (nuIMS, red solid),

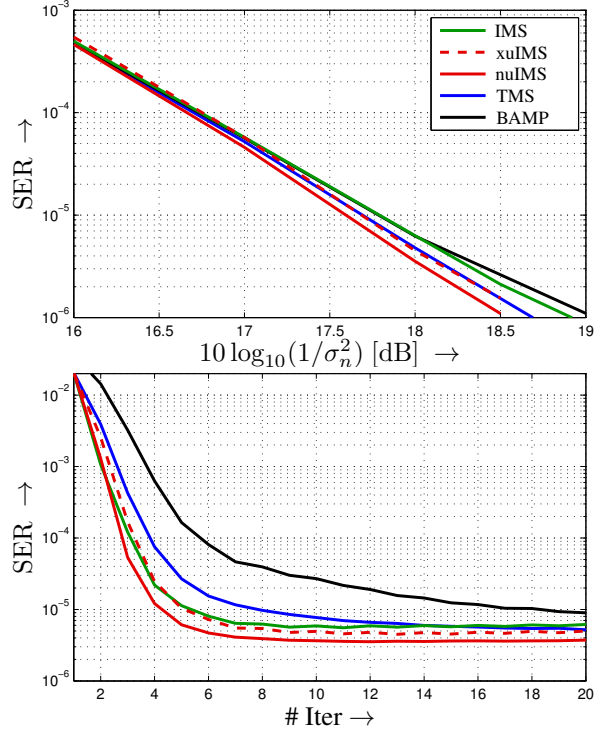


Fig. 5. SER of the proposed algorithm with unbiasing over the noise level $1/\sigma_n^2$ in dB (top), and over the iterations for $10 \log_{10}(1/\sigma_n^2) = 18$ dB (bottom). $L = 258, K = 129, s = 15, \mathcal{C} = \{-1, +1\}$. Gaussian matrix, $\|\mathbf{A}(:, l)\|^2 = 1 \forall l$.

however, clearly outperforms the other algorithms by 0.7 dB and 0.5 dB, respectively. Hence, the disadvantage that the unbiased error is not orthogonal to the signal, is overcompensated by the orthogonality of the noise/input error and the estimation error (cf. Sec. 2.3). Furthermore, the BAMP algorithm (black), which is state of the art in Compressed Sensing, is also clearly outperformed.

In the lower part of Fig. 5, the SER over the number of iterations is shown for $10 \log_{10}(1/\sigma_n^2) = 18$ dB. Noteworthy, IMS and both variants of uIMS converge significantly faster than TMS, i.e., the tracking of individual instead of average variances does not only improve the performance, but accelerates also the convergence. Furthermore, BAMP performs again worst.

4. CONCLUSION

In this paper, we have discussed the unbiasing for soft feedback, treating the estimation problem from the signal as well as from the noise perspective. Both approaches have been compared, and the connection to solutions with average variances, as they are widely used in the literature, has been pointed out. Furthermore, both derived unbiasing variants have been employed in an iterative algorithm, and the gains due to the unbiasing have been investigated by numerical results.

5. REFERENCES

- [1] D. Guo, Y. Wu, S. Shamai, S. Verdú. Estimation in Gaussian Noise: Properties of the Minimum Mean-Square Error. *IEEE Transactions on Information Theory*, vol. 57, no. 4, pp. 2371–2385, Apr. 2011.
- [2] G. D. Forney Jr. “On the Role of MMSE Estimation in Approaching the Information-Theoretic Limits of Linear Gaussian Channels: Shannon Meets Wiener.” *Proc. Allerton Conference*, pp. 430–439, Oct. 2003.
- [3] R.F.H. Fischer. *Precoding and Signal Shaping for Digital Transmission*, John Wiley & Sons, New York, 2002.
- [4] F. Tarköy. “MMSE-Optimal Feedback and its Applications.” *Proc. IEEE International Symposium on Information Theory (ISIT)*, p. 334, Sep. 1995.
- [5] T. Frey, M. Reinhardt. “Signal Estimation for Interference Cancellation and Decision Feedback Equalization.” *Proc. IEEE Vehicular Technology Conference (VTC)*, pp. 113–121, May 1997.
- [6] A. Lampe, J.B. Huber. “On Improved Multiuser Detection with Iterated Soft Decision Interference Cancellation.” *Proc. Communications Theory Mini-Conference at GLOBECOM*, pp. 172–176, June 1999.
- [7] R.R. Müller, J.B. Huber. “Iterated Soft-Decision Interference Cancellation for CDMA.” *Broadband Wireless Communications*, eds. M. Luise and S. Pupolin, pp. 110–115, Springer, London, 1998.
- [8] A. Papoulis. *Probability, Random Variables, and Stochastic Processes*, McGraw-Hill, Inc., Tokyo, Japan, 1965.
- [9] S.M. Kay. *Fundamentals of Statistical Signal Processing: Estimation Theory*, Prentice-Hall Inc., Upper Saddle River, NJ, USA, 1993.
- [10] P. Banelli. “Non-Linear Transformations of Gaussians and Gaussian-Mixtures with Implications on Estimation and Information Theory.” *arXiv*, 1111.5950v3, 10. May 2013.
- [11] H.E. Rowe. “Memoryless Nonlinearities With Gaussian Inputs: Elementary Results.” *The Bell System Technical Journal*, vol. 61, no. 7, Sep. 1982.
- [12] R.F.H. Fischer. Notes on MMSE Estimation and Bias Compensation. *Unpublished Manuscript*, 2016.
- [13] S. Sparrer, R.F.H. Fischer. “Algorithms for the Iterative Estimation of Discrete-Valued Sparse Vectors.” *Proc. ITG Conference on Systems, Communications and Coding (SCC)*, Feb. 2017.
- [14] S. Sparrer, R.F.H. Fischer. “Unveiling Bias Compensation in Turbo-Based Algorithms for (Discrete) Compressed Sensing.” *Proc. European Signal Processing Conference (EUSIPCO)*, Aug. 2017.
- [15] J. Ma, L. Ping. “Orthogonal AMP.” *IEEE Access*, vol. 5 pp. 2020–2033, Jan. 2017.
- [16] D.L. Donoho. “Compressed Sensing”. *IEEE Transactions on Information Theory*, vol. 52, no. 4, pp. 1289–1306, Apr. 2006.
- [17] S. Rangan, P. Schniter, A.K. Fletcher. “Vector Approximate Message Passing.” *Proc. IEEE International Symposium on Information Theory (ISIT)*, pp. 1588–1592, June 2017.
- [18] D.L. Donoho, A. Maleki, A. Montanari. “Message Passing Algorithms for Compressed Sensing: I. Motivation and Construction.” *Proc. Information Theory Workshop (ITW)*, Jan. 2010.