

Impartial Triangular Chocolate Bar Games

Ryohei Miyadera¹, Shunsuke Nakamura², Masanori Fukui³

Abstract

Chocolate bar games are variants of the game of Nim in which the goal is to leave your opponent with the single bitter part of the chocolate bar. The rectangular chocolate bar game is a thinly disguised form of classical multi-heap Nim. In this work, we investigate the mathematical structure of triangular chocolate bar games in which the triangular chocolate bar can be cut in three directions. In the triangular chocolate bar game, a position is a \mathcal{P} -position if and only if $x \oplus y \oplus z = 0$, where the numbers x, y, z stand for the maximum number of times that the chocolate bar can be cut in each direction. Moreover, the Grundy number of a position (x, y, z) is not always equal to $x \oplus y \oplus z$, and a generic formula for Grundy numbers is not known. Therefore, the mathematical structure of triangular chocolate bar game is different from that of classical Nim.

1 Introduction

The original chocolate bar game [1] consists of square boxes in which one square is blue and other squares are brown. Brown squares are sweet, and the blue square is considered too bitter to eat. For example, see Figure 1. Each player takes turns breaking the bar in a straight line along the grooves and eating the piece that does not contain the bitter part. The player who breaks the chocolate bar and leaves his opponent with the single bitter blue square is the winner. Since the horizontal and vertical grooves are independent, the rectangular chocolate bar of Figure 1 is equivalent to a game of Nim with three heaps of 3 stones, 7 stones and 4 stones. Therefore, a rectangular chocolate bar game is mathematically the same as the game of Nim [2].

We have previously studied chocolate bar games such as those shown in Figure 2 and Figure 3 in [3]. In these chocolate bar games, a vertical break can reduce the number of horizontal breaks, and the mathematical structure of these games is different from that of classical Nim and rectangular chocolate bar games. We can still consider the game as being played with heaps, but now a single move may change more than one heap. We have also studied chocolate bar games such as those shown in Figure 2 and Figure 3 with a pass move in [4].

There are other types of chocolate bar games. One of the most well known chocolate bar games is CHOMP [6], which uses a rectangular chocolate bar. The players take turns to choose one block, and the players eat this block together with the blocks below it and to its right. The top left block is bitter, and the players

¹Kwansei Gakuin High School

²Osaka University

³Hyogo University of Teacher Education

cannot eat this block. Although many people have studied this game, the winning strategy has yet to be discovered.

In this study, we consider triangular chocolate bar games such as that shown in Figure 4. A triangular chocolate bar can be cut in three directions. We previously studied a simple type of triangular chocolate bar game in [5], and the results of [5] are generalized in this article.

In Section 8, Mathematica programs and CGSuite programs are presented. By these programs, readers can check the results of this article with their own computers.

Example 1.1. *Examples of chocolate bar games.*

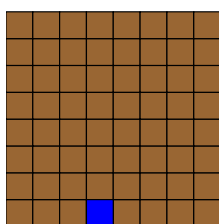


Figure 1: example (1)




Figure 2: example (2)

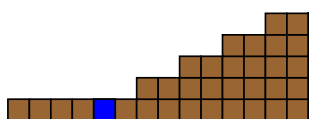


Figure 3: example (3)

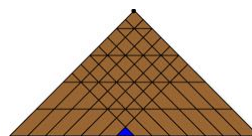


Figure 4: example (4)

2 Definitions and Theorems of Game Theory

Throughout this study, we denote the set of non-negative integers by $Z_{\geq 0}$, and N is the set of natural numbers. For completeness, we quickly review the necessary game theory concepts used in this study; see [7] or [8] for more details.

As chocolate bar games are impartial games without draws, there will only be two outcome classes.

Definition 2.1. (i) *N -positions are positions from which the next player can force a win, as long as he plays correctly at every stage.*

(ii) *\mathcal{P} -positions are positions from which the previous player (the player who will play after the next player) can force a win, as long as he plays correctly at every stage.*

The outcome of this game is not pre-determined; however, there is nothing that the potential loser can do if the potential winner plays correctly at every stage.

The potential winner cannot afford to make a single mistake, or his opponent can exploit the mistake and win the game.

One of the most important aims in the study of chocolate bar games is the identification of all \mathcal{P} -positions and \mathcal{N} -positions.

Definition 2.2. *The disjunctive sum of two games, denoted by $G + H$, is a super-game in which a player may move either in G or H , but not in both.*

Definition 2.3. *For any position \mathbf{p} , there exists a set of positions that can be reached by making precisely one move from \mathbf{p} , which we will denote by $\text{move}(\mathbf{p})$.*

Examples 3.2 and 4.3 demonstrate the use of *move*.

Definition 2.4. (i) *The minimum excluded value (mex) of a set, S , of non-negative integers is the smallest non-negative integer not in S .*

(ii) *Each position \mathbf{p} of an impartial game has an associated Grundy number, which is denoted by $\mathcal{G}(\mathbf{p})$. The Grundy number of the end position is 0, and the Grundy number is found recursively for all other positions: $\mathcal{G}(\mathbf{p}) = \text{mex}\{\mathcal{G}(\mathbf{h}) : \mathbf{h} \in \text{move}(\mathbf{p})\}$.*

The power of the Sprague–Grundy theory for impartial games is contained in the following theorem.

Theorem 2.1. *Let G and H be impartial games, and let \mathcal{G}_G and \mathcal{G}_H be the Grundy numbers of G and H , respectively. Then, the following relationships hold:*

(i) *For any position \mathbf{g} of G we have $\mathcal{G}_G(\mathbf{g}) = 0$ if and only if \mathbf{g} is a \mathcal{P} -position.*

(ii) *The Grundy number of a position $\{\mathbf{g}, \mathbf{h}\}$ in the game $G + H$ is $\mathcal{G}_G(\mathbf{g}) \oplus \mathcal{G}_H(\mathbf{h})$.*

Please see [7] for a proof of this theorem.

Finally, we define nim-sum, which is important for the theory of chocolate bar games.

Definition 2.5. *Let x, y be non-negative integers written in base 2 so that $x = \sum_{i=0}^n x_i 2^i$ and $y = \sum_{i=0}^n y_i 2^i$ with $x_i, y_i \in \{0, 1\}$. We define the nim-sum $x \oplus y$ by*

$$x \oplus y = \sum_{i=0}^n w_i 2^i, \tag{1}$$

where $w_i = x_i + y_i \pmod{2}$.

When we use $\sum_{i=0}^n x_i 2^i$ and $y = \sum_{i=0}^n y_i 2^i$, we assume that at least one x_n and y_n term is not zero.

3 Rectangular Chocolate Bar Games

We first define rectangular chocolate bar games. Please consult the chocolate bar in Figure 5 as examples for definitions 3.1 and 3.2.

Definition 3.1. *The chocolate bar consists of square boxes, where one block is blue and the others are brown. Brown blocks are sweet, and the blue block is considered too bitter to eat. This game is played by two players in turn. Each player breaks the chocolate (along a black line) into two areas. The player eats the area that does not contain the bitter blue block. The player who breaks the chocolate and leaves his opponent with the single bitter blue block is the winner.*

Example 3.1. *The chocolate bars shown in Figure 5 and Figure 6 were proposed by Robin [1].*

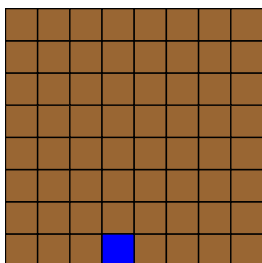


Figure 5: Position (3,7,4)

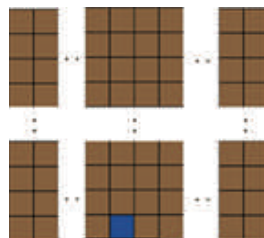


Figure 6: Position (x,y,z)

Definition 3.2. *We can cut these chocolates along the segments in three ways:*

- (i) *vertically on the left side of the bitter blue block;*
- (ii) *horizontally above the bitter blue block; and*
- (iii) *vertically on the right side of the bitter blue block.*

Therefore, this chocolate bar can be represented with (x, y, z) , where x, y, z stand for the maximum number of times the chocolate bar can be cut in each direction.

Remark 3.1. *For example, in Figure5, we can make at most three vertical cuts on the left side of the bitter blue block, seven horizontal cuts above the bitter blue block, and four vertical cuts on the right side of the bitter blue block. Therefore, we have $x = 3$, $y = 7$, and $z = 4$, and we represent the chocolate bar in Figure 5 with the position $(3, 7, 4)$. We can make chocolates as large as we want. For example, the chocolate bar in Figure 6 has position (x, y, z) , where $x, y, z \in \mathbb{Z}_{\geq 0}$. In Definition 3.2, we introduce the three ways to cut rectangular chocolates. Example 3.2 shows how to cut chocolates, and we define how to cut chocolate mathematically in Definition 3.3.*

Remark 3.2. *Note that, in Definition 3.1, we are not considering a misère play since the player who breaks the chocolate bar for the last time is the winner. Therefore, the chocolate bar games in this paper are normal play games.*

Definition 3.3. For $x, y, z \in \mathbb{Z}_{\geq 0}$, we define $\text{move}((x, y, z)) = \{(u, y, z); 0 \leq u < x\} \cup \{(x, v, z); 0 \leq v < y\} \cup \{(x, y, w); 0 \leq w < z\}$, where $u, v, w \in \mathbb{Z}_{\geq 0}$.

Here, $\text{move}((x, y, z))$ is the set of states that can be directly reached from the state (x, y, z) .

Example 3.2. (i) If we start with the chocolate bar in Figure 5 and cut vertically to remove three columns to the right of the blue part, we get the chocolate bar in Figure 7. Then, from the chocolate bar in Figure 5, we cut horizontally to remove the seven rows above the blue part, and we get the chocolate bar in Figure 8. Therefore, $(3, 7, 1), (3, 0, 4) \in \text{move}((3, 7, 4))$.




Figure 7: Position $(3,7,1)$

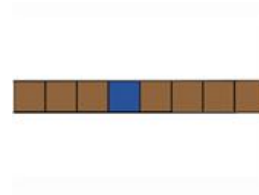


Figure 8: Position $(3,0,4)$

(ii) If we start with the chocolate bar in Figure 5, we cannot directly go to the chocolates in Figures 10, 11, and 9. Therefore, $(3, 2, 1), (0, 4, 4), (0, 0, 0) \notin \text{move}((3, 7, 4))$. On the other hand, we can move directly from Figure 7 to Figure 10 by removing five rows at the same time. Therefore, $(3, 2, 1) \in \text{move}((3, 7, 1))$.



Figure 9: Position $(0,0,0)$

Remark 3.3. It is easy to prove that the chocolate bar in Figure 11 is a \mathcal{P} -position. Note that the numbers of rows and columns are the same in the initial chocolate bar. With the first move, the number of columns will be different from the number of the rows. Then, the opposing player can break the bar to make the numbers of rows and columns the same. In this way, the opposing player will always keep the numbers of rows and columns the same, winning the game by moving to the single bitter block of Figure 9 that is represented by the position $(0, 0, 0)$.

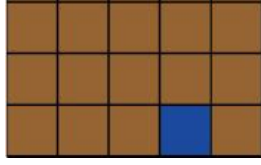


Figure 10: Position (3,2,1)




Figure 11: Position (0,4,4)

Theorem 3.1. A position (x, y, z) of a rectangular chocolate bar is a \mathcal{P} -position if and only if $x \oplus y \oplus z = 0$.

For the proof of this theorem, please see [1].

4 Triangular Chocolate Bar Games

Herein, we assume that k is a fixed natural number such that $k = 4m + 3$ for some $m \in \mathbb{Z}_{\geq 0}$. In this section, we study triangular chocolate bar games. Examples of triangular chocolate bars are presented in Example 4.1.

Example 4.1. Triangular chocolate bars are shown in Figure 12 and Figure 13. These chocolate bars consist of polygons, where only one triangle is blue and other polygons are brown. Brown polygons are sweet, and the blue triangle is considered too bitter to eat.

A triangular chocolate bar can be cut in three ways: (i) diagonally from the upper right to the lower left above the blue triangle; (ii) horizontally above the blue triangle; or (iii) diagonally from the upper left to the lower right above the blue triangle. In Figure 12, the numbers 7, 4, 7 represent the maximum number of times we can cut the chocolate bar directions (i), (ii), and (iii), respectively; in Figure 13, the numbers 9, 2, 9 represent the maximum number of times we can cut the chocolate bar directions (i), (ii), and (iii), respectively.

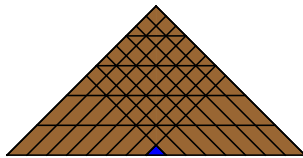


Figure 12: Position (7, 4, 7)

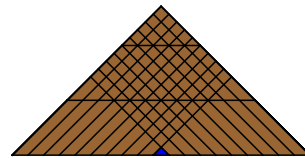


Figure 13: Position (9, 2, 9)

We more precisely define the coordinates and cuts available in triangular chocolate bars in Definition 4.1 and Definition 4.2.

Definition 4.1. In the x and y coordinate system, we draw three groups of lines:

- (i) $y = x + 1 + 2r$ for $r \in \mathbb{Z}_{\geq 0}$.
- (ii) $y = ks$ for $s \in \mathbb{N}$.
- (iii) $y = -x + 1 + 2t$ for $t \in \mathbb{Z}_{\geq 0}$.

The lines defined in Definition 4.1 are shown in Figure 14 and Figure 15 for $k = 3$ and $k = 7$, respectively.

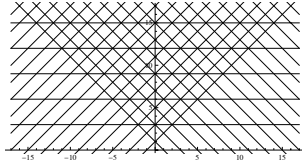


Figure 14: lines for $k = 3$

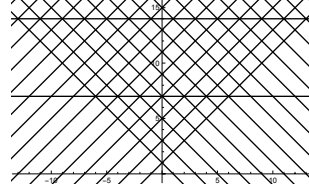


Figure 15: lines for $k = 7$

Definition 4.2. Let $u, v, w \in \mathbb{Z}_{\geq 0}$ such that $kv \leq u + w$.

We denote the area of the chocolate bar described by the following four inequalities as position (u, v, w) :

- (a) $y \leq x + 1 + 2u$;
- (b) $y \leq k(v + 1)$;
- (c) $y \leq -x + 1 + 2w$; and
- (d) $y \geq 0$.

The areas denoted by (u, v, w) are colored brown, for except the triangular area defined by $y \leq x + 1, y \leq -x + 1$ and $y \geq 0$, which is colored blue.

This chocolate bar game is played by two players in turn. Each player breaks the chocolate bar (along a black line) into two areas. The player eats the area that does not contain the bitter blue triangle. The player who breaks the chocolate bar and leaves his opponent with the single bitter blue triangle is the winner. The three numbers u, v, w represent the maximum number of times we can cut the chocolate bar each direction.

Example 4.2. Let $k = 3$. Here, we present examples of triangular chocolate bars of position (u, v, w) for $u, v, w \in \mathbb{Z}_{\geq 0}$ such that $kv \leq u + w$.

(i) Let $(u, v, w) = (7, 4, 7)$. Then, by inequalities in (a), (b), (c), and (d) of Definition 4.2, we have the following inequalities:

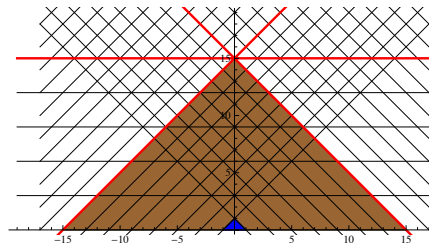


Figure 16: Position $(7, 4, 7)$

- (a.1) $y \leq x + 15$;
- (b.1) $y \leq 15$;
- (c.1) $y \leq -x + 15$; and

(d.1) $y \geq 0$.

Lines $y = x + 15$, $y = 15$, and $y = -x + 15$ are represented by red lines in Figure 16. Here, we can omit inequality (b.1) since the inequalities in (a.1) and (c.1) imply inequality (b.1).

It is easy to see that the three numbers 7, 4, 7 represent the maximum number of times we can cut the chocolate bar each direction.

(ii) Let $(u, v, w) = (5, 4, 7)$. Then, by the inequalities in (a), (b), (c), (d) of Definition 4.2, we have the following inequalities:

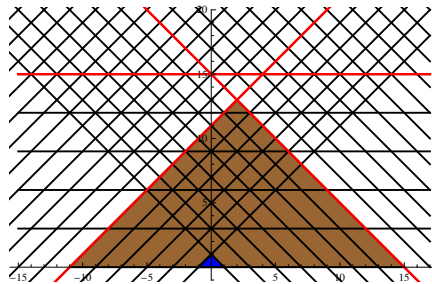


Figure 17: Position (5, 4, 7)

(a.2) $y \leq x + 11$;

(b.2) $y \leq 15$;

(c.2) $y \leq -x + 15$; and

(d.2) $y \geq 0$.

Lines $y = x + 11$, $y = 15$ and $y = -x + 15$ are represented by red lines in Figure 17. Here, we can also omit inequality (b.2) since the inequalities in (a.2) and (c.2) imply inequality (b.2).

Next, we present an example that requires all inequalities in (a), (b), (c), and (d) of Definition 4.2.

(iii) Let $(u, v, w) = (4, 2, 7)$. Then, by the inequalities in (a), (b), (c), (d) of Definition 4.2, we have the following inequalities:

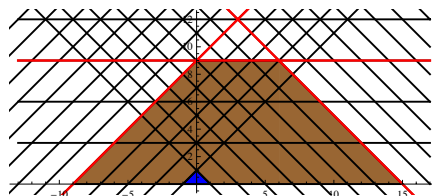


Figure 18: Position (4, 2, 7)

(a.3) $y \leq x + 9$;

(b.3) $y \leq 9$;

(c.3) $y \leq -x + 15$; and

(d.3) $y \geq 0$.

Lines $y = x + 9$, $y = 9$, and $y = -x + 15$ are represented by red lines in Figure 18. Here, we cannot omit any inequalities.

Example 4.3. Let $k = 7$. Here, we present examples of triangular chocolate bars of position (u, v, w) for $u, v, w \in \mathbb{Z}_{\geq 0}$ such that $kv \leq u + w$.

(i) Let $(u, v, w) = (9, 2, 9)$. Then, by the inequalities in (a), (b), (c), and (d) of Definition 4.2, we have the following inequalities:

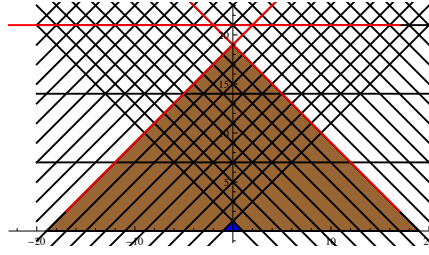


Figure 19: Position $(9, 2, 9)$

- (a.4) $y \leq x + 19$;
- (b.4) $y \leq 21$;
- (c.4) $y \leq -x + 19$; and
- (d.4) $y \geq 0$.

Lines $y = x + 19$, $y = 21$, and $y = -x + 19$ are represented by red lines in Figure 18. Here, we can omit inequality (b.4) since the inequalities in (a.4) and (c.4) imply inequality (b.4).

(ii) Let $(u, v, w) = (6, 2, 8)$. Then, by the inequalities in (a), (b), (c), and (d) of Definition 4.2, we have the following inequalities:

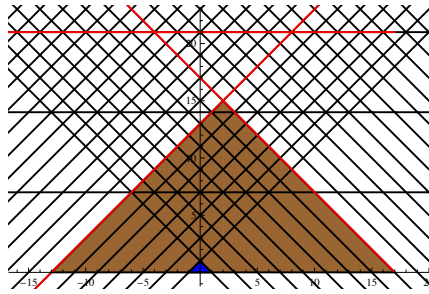


Figure 20: Position $(6, 2, 8)$

- (a.5) $y \leq x + 13$;
- (b.5) $y \leq 21$;
- (c.5) $y \leq -x + 17$; and
- (d.5) $y \geq 0$.

Lines $y = x + 13$, $y = 21$, and $y = -x + 17$ are represented by red lines in Figure 20.

Here, we can also omit inequality (b.5) since the inequalities in (a.5) and (c.5) imply inequality (b.5).

(iii) Let $(u, v, w) = (6, 0, 8)$. Then, by the inequalities in (a), (b), (c), and (d) of Definition 4.2, we have the following inequalities:

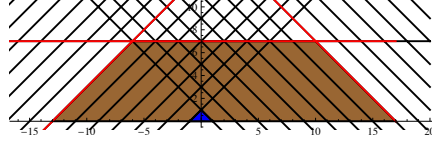


Figure 21: Position $(6, 0, 8)$

(a.6) $y \leq x + 13$;

(b.6) $y \leq 7$;

(c.6) $y \leq -x + 17$; and

(d.6) $y \geq 0$.

Lines $y = x + 13$, $y = 7$, and $y = -x + 17$ are represented by red lines in Figure 21

Here, we cannot omit inequality (b.6) since the inequalities in (a.6) and (c.6) do not imply inequality (b.6).

In Definition 4.2, Example 4.3, and Example 4.2, we used the x and y coordinates to define the shape and position of the chocolate bar. However, in the remainder of this paper, we study chocolate bars and their positions without explicitly describing the coordinate system.

Example 4.4. Let $k = 3$. Here, chocolates are presented with their positions (x, y, z) . These positions clearly satisfy the inequality $3y \leq x + z$, i.e., $y \leq \lfloor \frac{x+z}{3} \rfloor$, where x, y, z are the first, second, and the third number of the position, respectively. This example shows how to cut triangular chocolate bars.

(i) Suppose that we cut the chocolate bar in Figure 22 to get the bar in Figure 23 in the way demonstrated in Figure 24. Starting with the chocolate bar in Figure 22 that has the position $(x, y, z) = (7, 4, 7)$ and reducing x to 5, we have Figure 23 with the position $(x, y, z) = (5, 4, 7)$.

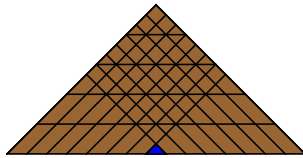


Figure 22: Position $(7, 4, 7)$

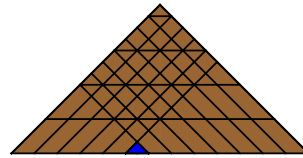


Figure 23: Position $(5, 4, 7)$

(ii) Suppose that we cut the chocolate bar in Figure 22 to get the bar in Figure 25 in the way demonstrated in Figure 26. Starting with the chocolate bar in Figure 22 that has the position $(x, y, z) = (7, 4, 7)$ and reducing y to 2, we have Figure 25 with the position $(x, y, z) = (7, 2, 7)$.

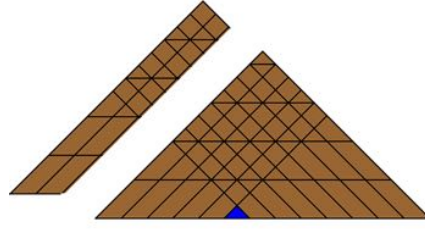


Figure 24: cut the chocolate bar in Figure 22

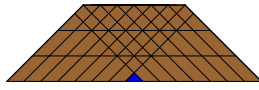


Figure 25: Position $(7, 2, 7)$

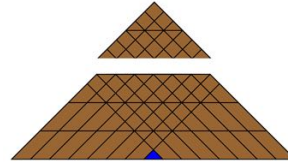


Figure 26: Cut the chocolate bar in Figure 25

(iii) Suppose that we cut the chocolate bar in Figure 22 to get the chocolate in Figure 27 in the way demonstrated in Figure 28. Starting with the chocolate bar in Figure 22 that has the position $(x, y, z) = (7, 4, 7)$ and reducing z to 2, the second number $y = 4$ of the position will also be reduced to $y = 3$. Therefore, we have Figure 27 with the position $(x, y, z) = (7, 3, 2)$.

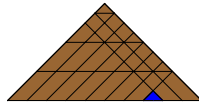


Figure 27: Position $(7, 3, 2)$

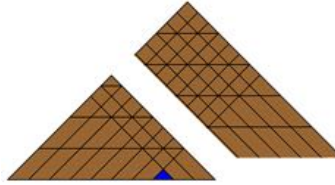


Figure 28: Cut the chocolate bar in Figure 27

Next, we are going to define the function $move_k((x, y, z))$ for position (x, y, z) of triangular chocolate bars, where $move_k((x, y, z))$ is the set of all positions that can be reached from position (x, y, z) in one step (directly).

Definition 4.3. Let k be a natural number such that $k = 4m + 3$ for some $m \in \mathbb{Z}_{\geq 0}$. For $x, y, z \in \mathbb{Z}_{\geq 0}$, we define $move_k((x, y, z)) = \{(u, y, z); u < x\} \cup \{(x, v, z); v < y\} \cup \{(x, y, w); w < z\} \cup \{(u, \min(y, \lfloor \frac{u+z}{k} \rfloor), z); u < z\} \cup \{(x, \min(y, \lfloor \frac{x+w}{k} \rfloor), w); w < z\}$, where $u, v, w \in \mathbb{Z}_{\geq 0}$.

Example 4.5. Here, we study the case of $k = 3$.

- (i) By Example 4.4, $(5, 4, 7) \in \text{move3}((7, 4, 7))$.
- (ii) Starting with the chocolate bar in Figure 22 and reducing z to 2, the second number of the position will be $\min(4, \lfloor \frac{7+2}{3} \rfloor) = \min(4, 3) = 3$. Therefore, we have the chocolate bar in Figure 27 with the position $(7, 3, 2)$, and $(7, 3, 2) \in \text{move3}((7, 4, 7))$.
- (iii) Similarly, the chocolate bar with $(7, 2, 7)$ can be easily obtained by reducing the second number of the position to 2. Therefore, $(7, 2, 7) \in \text{move3}((7, 4, 7))$.

5 Sequences of Three Functions

Let $k = 4m + 3$ for some $m \in \mathbb{Z}_{\geq 0}$. In this section, we study sequences constructed by three functions. These sequences of three functions will be used in Section 7 to study the chocolate bar games that satisfy the inequality $y \leq \lfloor \frac{x+z}{k} \rfloor$.

Definition 5.1. We define three functions $P_1^k(x) = 2x + 2$, $P_2^k(x) = 2x$, and $P_3^k(x) = 2x + 1 - k$ for any $x \in \mathbb{Z}_{\geq 0}$.

Note that $P_1^k(x) > P_2^k(x) > P_3^k(x)$ for any $x \in \mathbb{Z}_{\geq 0}$.

Example 5.1. Let $k = 7$. Then, $P_1^7(x) = 2x + 2$, $P_2^7(x) = 2x$, and $P_3^7(x) = 2x + 1 - 7 = 2x - 6$.

- (i) If we apply $P_2^7, P_3^7, P_2^7, P_3^7, P_1^7$ repeatedly to 2, then we have $\{2, P_2^7(2) = 4, P_3^7(4) = 2, P_2^7(2) = 4, P_3^7(4) = 2, P_1^7(2) = 6\} = \{2, 4, 2, 4, 2, 6\}$.
- (ii) If we apply $P_2^7, P_3^7, P_2^7, P_2^7, P_1^7$ repeatedly to 2, then we have $\{2, P_2^7(2) = 4, P_3^7(4) = 2, P_2^7(2) = 4, P_2^7(4) = 8, P_1^7(8) = 18\} = \{2, 4, 2, 4, 8, 18\}$.
- (iii) If we apply $P_3^7, P_1^7, P_2^7, P_1^7, P_3^7, P_1^7$ repeatedly to 2, then we have $\{2, P_3^7(2) = -2, P_1^7(-2) = -2, P_2^7(-2) = -4, P_1^7(-4) = -6, P_3^7(-6) = -18, P_1^7(-18) = -34\} = \{2, -2, -2, -4, -6, -18, -34\}$.

In Example 5.1, we start with 2 and make a sequence by repeatedly applying one of the three functions $[P_1^k, P_2^k, \text{ or } P_3^k]$. In this section, all sequences are constructed in this way. Note that these sentences are made by even numbers since we get only even numbers by applying $P_1^k, P_2^k, \text{ or } P_3^k$ to 2 repeatedly when k is an odd number.

Definition 5.2. We define three types of sequences of integers:

- (i) A sequence $\{b_0, b_1, b_2, \dots, b_n\}$ is said to be Type 1 if $0 \leq b_i < k$ for each $i = 0, 1, 2, \dots, n$.
- (ii) A sequence $\{b_0, b_1, b_2, \dots, b_n\}$ is said to be Type 2 if there exists a non-negative number t such that $0 \leq b_i < k$ for each $i = 0, 1, 2, \dots, t$ and $b_i \geq k$ for each $i = t + 1, \dots, n$.
- (iii) A sequence $\{b_0, b_1, b_2, \dots, b_n\}$ is said to be Type 3 if there exists a non-negative t such that $0 \leq b_i < k$ for each $i = 0, 1, 2, \dots, t$ and $b_i < 0$ for each $i = t + 1, \dots, n$.

Remark 5.1. Sequences (i), (ii), and (iii) in Example 5.1 are Type 1, Type 2, and Type 3 sequences, respectively.

Lemma 5.1. Any sequence $\{b_0, b_1, b_2, \dots, b_n\}$ is Type 1, or Type 2, or Type 3, and nothing else.

Regarding the criteria of these types, we have the following conditions:

- (i) The sequence is Type 1 if and only if $0 \leq b_n < k$.
- (ii) The sequence is Type 2 if and only if $b_n \geq k$.
- (iii) The sequence is Type 3 if and only if $b_n < 0$.

Proof. Suppose that $0 \leq b_i < k$ for each $i = 0, 1, 2, \dots, n$. This is Type 1.

Suppose that there exists t such that $0 \leq b_i < k$ for each $i = 0, 1, 2, \dots, t$ and $0 \leq b_{t+1} < k$ is not true. Then, we have $b_{t+1} < 0$ or $b_{t+1} \geq k$. We study these cases separately.

If $b_{t+1} < 0$, then $b_{t+1} \leq -2$ since b_{t+1} is even. Then, by applying P_1^k, P_2^k, P_3^k repeatedly to b_{t+1} , we get only a negative number, and the sequence we construct is Type 3.

If $b_{t+1} \geq k$, by applying P_1^k, P_2^k, P_3^k repeatedly to b_{t+1} , we get numbers bigger than k , and the sequence we construct is Type 2.

Therefore, $\{b_0, b_1, b_2, \dots, b_n\}$ is Type 1, or Type 2, or Type 3, and nothing else.

(i) If the sequence is Type 1, then $0 \leq b_n < k$.

Conversely, if $0 \leq b_n < k$, then by Definition 5.2, this sequence is neither Type 2 nor Type 3. Therefore, this sequence is Type 1.

(ii) If the sequence is Type 2, then $b_n \geq k$.

Conversely, if $b_n \geq k$, then by Definition 5.2, this sequence is neither Type 1 nor Type 3. Therefore, this sequence is Type 2.

(iii) If the sequence is Type 3, then $b_n < 0$.

Conversely, if $b_n < 0$, then by Definition 5.2, this sequence is neither Type 1 nor Type 2. Therefore, this sequence is Type 3. \square

Lemma 5.2. Let $t, n \in \mathbb{Z}_{\geq 0}$ such that $t \leq n$. If $\{b_0, b_1, b_2, \dots, b_t\}$ is Type 2, then $\{b_0, b_1, b_2, \dots, b_n\}$ is Type 2.

Proof. Since $b_t \geq k$, by Definition 5.2, $\{b_0, b_1, b_2, \dots, b_n\}$ is not Type 1 or Type 3. Therefore, by Lemma 5.1 $\{b_0, b_1, b_2, \dots, b_n\}$ is Type 2. \square

Lemma 5.3. For any even number h with $0 \leq h < k$, we have the following statements:

- (i) If $0 \leq h \leq 2m$, then $0 \leq P_2^k(h) < P_1^k(h) < k$ and $P_3^k(h) < 0$.
- (ii) If $2m + 2 \leq h < k = 4m + 3$, then $0 < P_3^k(h) < k$ and $k < P_2^k(h) < P_1^k(h)$.
- (iii) If $k < P_u^k(h)$ for some $u \in \{1, 2, 3\}$, then $2m + 2 \leq h$ and $u = 1$ or $u = 2$.

Note that $h \neq 2m + 1$ since h is an even number.

Proof. (i) Suppose that $0 \leq h \leq 2m$. Then, we have $0 \leq 2h < 2h + 2 \leq 4m + 2 < 4m + 3 = k$, and by Definition 5.1, we have $0 \leq P_2^k(h) < P_1^k(h) < k$.

We also have $2h + 1 - k \leq 4m + 1 - (4m + 3) = -2 < 0$, and by Definition 5.1, $P_3^k(h) < 0$.

(ii) Suppose that $2m + 2 \leq h < k = 4m + 3$. Then, we have $2m + 2 \leq h \leq k - 1$, and $2(2m + 2) + 1 - k \leq 2h + 1 - k \leq 2(k - 1) + 1 - k$.

Therefore, we have $2 \leq 2h + 1 - k \leq k - 1 < k$. By Definition 5.1, $0 < P_3^k(h) < k$. We also have $k < 4m + 4 \leq 2h < 2h + 2$, and by Definition 5.1, $k < P_2^k(h) < P_1^k(h)$. (iii) Suppose that

$$k < P_u^k(h) \tag{2}$$

for some $u \in \{1, 2, 3\}$. By the contraposition of (i) in this lemma, $2m + 2 \leq h$. By (ii) of this lemma, $0 < P_3^k(h) < k$ and $k < P_2^k(h) < P_1^k(h)$. Therefore, by the inequality in (2), we have $u = 1$ or $u = 2$. \square

Lemma 5.4. *A sequence $\{b_0, b_1, b_2, \dots, b_n\}$ is Type 1 if and only if for each i we have one of the following cases:*

(i) *If $0 \leq b_i \leq 2m$, then $b_{i+1} = P_1^k(b_i)$ or $b_{i+1} = P_2^k(b_i)$.*

(ii) *If $2m + 2 \leq b_i < k = 4m + 3$, then $b_{i+1} = P_3^k(b_i)$.*

Note that $b_i \neq 2m + 1$ since b_i is an even number.

Proof. This follows directly from Lemma 5.3. \square

Lemma 5.5. *If a sequence $\{b_0, b_1, b_2, \dots, b_t\}$ is Type 1 and $t < n$, then we can define b_i for $i = t + 1, t + 2, \dots, n$ so that the sequence $\{b_0, b_1, b_2, \dots, b_n\}$ is Type 1.*

Proof. We define b_{i+1} for $i = t, \dots, n - 1$, and we consider two cases.

Case (a) If $0 \leq b_i \leq 2m$, let $b_{i+1} = P_1^k(b_i)$ or $b_{i+1} = P_2^k(b_i)$. Then, by (i) of Lemma 5.3, we have $0 \leq b_{i+1} \leq k$.

Case (b) If $2m + 2 \leq b_i < k$, let $b_{i+1} = P_3^k(b_i)$. Then, by (ii) of Lemma 5.3, we have $0 \leq b_{i+1} \leq k$. By Case (a) and Case (b), we construct a sequence $\{b_0, b_1, b_2, \dots, b_n\}$ such that $0 \leq b_j \leq k$ for $j = 0, 1, \dots, n$. This sequence is Type 1. \square

Lemma 5.6. *A sequence $\{c_0, c_1, c_2, \dots, c_n\}$ is Type 2 if and only if there is a sequence $\{b_0, b_1, b_2, \dots, b_n\}$ that satisfies one of the following cases:*

(i) *$\{b_0, b_1, b_2, \dots, b_n\}$ is Type 1.*

(ii) *There is a non-negative number j such that $b_t = c_t$ for $t = 0, 1, \dots, j$, $2m + 2 \leq c_j = b_j < k$, $b_{j+1} = P_3^k(b_j) = P_3^k(c_j)$ and $c_{j+1} = P_1^k(c_j)$ or $P_2^k(c_j)$.*

Proof. Let $\{c_0, c_1, c_2, \dots, c_n\}$ be Type 2. Then, there is a non-negative number j such that $0 \leq c_t < k$ for $t = 0, 1, \dots, j$ and $k < c_{j+1}$. By (iii) of Lemma 5.3, we have $2m + 2 \leq c_j < k$ and $c_{j+1} = P_2^k(c_j)$ or $c_{j+1} = P_1^k(c_j)$. Let $b_i = c_i$ for $i = 0, \dots, j$. Then, $\{b_0, b_1, b_2, \dots, b_j\}$ is Type 1. By Lemma 5.5, we can construct a sequence $\{b_0, b_1, b_2, \dots, b_n\}$ that is Type 1.

Conversely, suppose that there is a sequence $\{b_0, b_1, b_2, \dots, b_n\}$ that satisfies (i) and (ii) of this Lemma. Then, $0 \leq c_t < k$ for $t = 0, 1, \dots, j$ and $2m + 2 \leq c_j = b_j < k$, and $c_{j+1} = P_1^k(c_j)$ or $P_2^k(c_j)$. Then, by (ii) of Lemma 5.3, $c_{j+1} = P_2^k(c_j) > k$ or $c_{j+1} = P_1^k(c_j) > k$. Therefore, $\{c_0, c_1, c_2, \dots, c_n\}$ is Type 2. \square

6 Sequence Generated by x, y, z

Let $x, y, z \in Z_{\geq 0}$ in base 2, so

$$x = \sum_{i=0}^n x_i 2^i, y = \sum_{i=0}^n y_i 2^i \text{ and } z = \sum_{i=0}^n z_i 2^i \text{ with } x_i, y_i, z_i \in \{0, 1\}. \quad (3)$$

Throughout this section, we suppose that

$$x \oplus y \oplus z = 0 \quad (4)$$

and

$$x_n = z_n = 1 \text{ and } y_n = 0. \quad (5)$$

By (4), $x_i + y_i + z_i = 0 \pmod{2}$, and hence

$$(x_i, y_i, z_i) = (1, 0, 1) \text{ or } (0, 0, 0) \text{ or } (1, 1, 0) \text{ or } (0, 1, 1). \quad (6)$$

Definition 6.1. We define a sequence of non-negative integers s_0, s_1, \dots, s_n by

$$s_j = \sum_{i=n-j}^n (x_i + z_i - ky_i) 2^{i+j-n} \quad (7)$$

for $j = 0, 1, 2, \dots, n$.

This sequence s_0, s_1, \dots, s_n is said to be generated by x, y, z .

Lemma 6.1. By (5) and (7),

$$s_0 = \sum_{i=n}^n (x_i + z_i - ky_i) 2^{i-n} = x_n + z_n - ky_n = 2, \quad (8)$$

$$s_1 = \sum_{i=n-1}^n (x_i + z_i - ky_i) 2^{i+1-n} = (x_{n-1} + z_{n-1} - ky_{n-1}) 2^0 + (x_n + z_n - ky_n) 2^1 \quad (9)$$

and

$$s_n = \sum_{i=0}^n (x_i + z_i - ky_i) 2^i = x + z - ky. \quad (10)$$

Proof. This lemma follows directly from Definition 6.1. \square

Lemma 6.2. (i) If $(x_{n-j-1}, y_{n-j-1}, z_{n-j-1}) = (1, 0, 1)$, then

$$s_{j+1} = 2s_j + 2 = P_1^k(s_j). \quad (11)$$

(ii) If $(x_{n-j-1}, y_{n-j-1}, z_{n-j-1}) = (0, 0, 0)$, then

$$s_{j+1} = 2s_j = P_2^k(s_j). \quad (12)$$

(iii) If $(x_{n-j-1}, y_{n-j-1}, z_{n-j-1}) = (1, 1, 0)$ or $(0, 1, 1)$, then

$$s_{j+1} = 2s_j + 1 - k = P_3^k(s_j). \quad (13)$$

Proof. By (7),

$$\begin{aligned} s_{j+1} &= \sum_{i=n-j-1}^n (x_i + z_i - ky_i)2^{i+j+1-n} \\ &= 2\left(\sum_{i=n-j}^n (x_i + z_i - ky_i)2^{i+j-n}\right) + x_{n-j-1} + z_{n-j-1} - ky_{n-j-1} \\ &= 2s_j + x_{n-j-1} + z_{n-j-1} - ky_{n-j-1}. \end{aligned} \quad (14)$$

By (14), we have (i), (ii), or (iii). \square

By Lemma 6.2, s_0, s_1, \dots, s_n is the sequence generated by applying P_1^k, P_2^k and P_3^k repeatedly to 2.

7 Relationship Between the Inequality and the Sequence

Lemma 7.1. For $x, y, z \in \mathbb{Z}_{\geq 0}$, the following conditions hold:

- (i) $0 \leq x + z - ky < k$ if and only if $y = \lfloor \frac{x+z}{k} \rfloor$;
- (ii) $k \leq x + z - ky$ if and only if $y < \lfloor \frac{x+z}{k} \rfloor$; and
- (iii) $x + z - ky < 0$ if and only if $y > \lfloor \frac{x+z}{k} \rfloor$.

Proof. (i) $0 \leq x + z - ky < k$ if and only if $ky \leq x + z < ky + k$ if and only if $y \leq \frac{x+z}{k} < y + 1$ if and only if $y = \lfloor \frac{x+z}{k} \rfloor$.

Similarly, we prove (ii) and (iii), and we finish the proof. \square

Lemma 7.2. Let $x, y, z \in \mathbb{Z}_{\geq 0}$ such that

$$x \oplus y \oplus z = 0, \quad (15)$$

$x_n = z_n = 1$, and $y_n = 0$, and let s_0, s_1, \dots, s_n be the sequence generated from x, y, z . Then, $y = \lfloor \frac{x+z}{k} \rfloor$ if and only if s_0, s_1, \dots, s_n is Type 1. For each j , the following conditions hold:

- (a) If $s_j \leq 2m$, then we have (a.1) or (a.2):

(a.1) $(x_{n-j-1}, y_{n-j-1}, z_{n-j-1}) = (1, 0, 1)$ and

$$s_{j+1} = P_1^k(s_j). \quad (16)$$

(a.2) $(x_{n-j-1}, y_{n-j-1}, z_{n-j-1}) = (0, 0, 0)$ and

$$s_{j+1} = 2s_j = P_2^k(s_j). \quad (17)$$

(b) If $s_j \geq 2m + 2$, then $(x_{n-j-1}, y_{n-j-1}, z_{n-j-1}) = (1, 1, 0)$ or $(0, 1, 1)$, and

$$s_{j+1} = 2s_j + 1 - k = P_3^k(s_j). \quad (18)$$

Proof. Suppose that $y = \lfloor \frac{x+z}{k} \rfloor$. Then, by Lemma 7.1 and (10), we have $0 \leq s_n = x + z - ky < k$, and by (i) of Lemma 5.1, the sentence s_0, s_1, \dots, s_n is Type 1. Conversely, if the sentence s_0, s_1, \dots, s_n is Type 1, then by Lemma 7.1, (10), and Lemma 5.1, $y = \lfloor \frac{x+z}{k} \rfloor$. By Lemma 5.4, for each j , we have the following (a) or (b).

(a) If $s_j \leq 2m$, then we have (a.1) or (a.2):

(a.1) If

$$s_{j+1} = P_1^k(s_j), \quad (19)$$

then by (11), $(x_{n-j-1}, y_{n-j-1}, z_{n-j-1}) = (1, 0, 1)$.

(a.2) If

$$s_{j+1} = 2s_j = P_2^k(s_j), \quad (20)$$

then by (12), $(x_{n-j-1}, y_{n-j-1}, z_{n-j-1}) = (0, 0, 0)$.

(b) If $s_j \geq 2m + 2$,

$$s_{j+1} = 2s_j + 1 - k = P_3^k(s_j) \quad (21)$$

and $(x_{n-j-1}, y_{n-j-1}, z_{n-j-1}) = (1, 1, 0)$ or $(0, 1, 1)$. \square

Lemma 7.3. Let $x \in \mathbb{Z}_{\geq 0}$, and let $y_i, z_i \in \{0, 1\}$ such that $x_i \oplus y_i \oplus z_i = 0$ for $i = n, n-1, \dots, n-t$ for a fixed natural number t , and $x_n = 1, y_n = 0, z_n = 1$.

We define the sequence $s_j, j = 0, 1, 2, \dots, t$ by

$$s_j = \sum_{i=n-j}^n (x_i + z_i - ky_i) 2^{i+j-n}. \quad (22)$$

Suppose that $0 \leq s_i < k$ for $i = 1, 2, \dots, t$. Then, there exist unique $y_i, z_i \in \{0, 1\}$ for $i = n-t-1, n-t-2, \dots, 0$ such that

$$x \oplus y \oplus z = 0 \text{ and } y = \lfloor \frac{x+z}{k} \rfloor, \quad (23)$$

where $y = \sum_{i=0}^n y_i 2^i$ and $z = \sum_{i=0}^n z_i 2^i$.

Proof. Let $x \in \mathbb{Z}_{\geq 0}$. We write x in base 2, so

$$x = \sum_{i=0}^n x_i 2^i, \quad (24)$$

We define sequences $y_i, z_i \in \{0, 1\}$ for $i = n-t-1, n-t-2, \dots, 0$, and we define $s_j, j = t+1, \dots, n-1, n$ using (22) step by step.

First, we define y_{n-t-1}, z_{n-t-1} and s_{t+1} .

We have the following two cases:

Case (a) Suppose that

$$0 \leq s_t \leq 2m. \quad (25)$$

Then, we have Subcase (a.1) and Subcase (a.2):

Subcase (a, 1) If $x_{n-t-1} = 1$, then let $(x_{n-t-1}, y_{n-t-1}, z_{n-t-1}) = (1, 0, 1)$. Then, by (11), $s_{t+1} = P_1^n(s_t)$, and by Lemma 5.3 and (25), we have $0 \leq s_{t+1} < k$.

Subcase (a, 2) If $x_{n-t-1} = 0$, then let $(x_{n-t-1}, y_{n-t-1}, z_{n-t-1}) = (0, 0, 0)$. Then, by (12), $s_{t+1} = P_2^n(s_t)$, and by Lemma 5.3 and (25), we have $0 \leq s_{t+1} < k$.

Case (b) Suppose that

$$2m + 2 \leq s_t < k \quad (26)$$

Then, we have Subcase (b.1) and Subcase (b.2):

Subcase (b, 1) If $x_{n-t-1} = 1$, then let $(x_{n-t-1}, y_{n-t-1}, z_{n-t-1}) = (1, 1, 0)$. Then, by (13), $s_{t+1} = P_3^n(s_t)$, and by Lemma 5.3 and (26), we have $0 \leq s_{t+1} < k$.

Subcase (b, 2) If $x_{n-t-1} = 0$, then let $(x_{n-t-1}, y_{n-t-1}, z_{n-t-1}) = (0, 1, 1)$. Then, by (13), $s_{t+1} = P_3^n(s_t)$, and by Lemma 5.3 and (26), we have $0 \leq s_{t+1} < k$.

By Case (a) and Case (b), we have

$$x_{n-t-1} \oplus y_{n-t-1} \oplus z_{n-t-1} = 0 \quad (27)$$

and

$$0 \leq s_{t+1} < k. \quad (28)$$

Clearly, y_{n-t-1}, z_{n-t-1} are unique, non-negative integers that satisfy (27) and (28) when x is a given non-negative integer.

Next, we define y_{n-t-2}, z_{n-t-2} , and s_{t+2} using a method very similar to that used in Case (a) and Case (b). In this way, we construct sequences $y_i, i = n-t-3, n-t-4, \dots, 0, z_i, i = n-t-3, n-t-4, \dots, 0$ and $s_j, j = t+3, t+4, \dots, n$ such that

$$x_i \oplus y_i \oplus z_i = 0 \quad (29)$$

and $0 \leq s_j < k$. Then, the sequence $s_n, s_{n-1}, \dots, s_2, s_1, s_0$ is Type 1, and by Lemma 7.2, $y = \lfloor \frac{x+z}{k} \rfloor$, where $y = \sum_{i=0}^n y_i 2^i$ and $z = \sum_{i=0}^n z_i 2^i$. The uniqueness of y and z is clear from the procedure used to determine the value of y_i and z_i . \square

Lemma 7.4. Let $x, y, z, v, w \in \mathbb{Z}_{\geq 0}$ such that

$$x \oplus y \oplus z = 0 \text{ and } y = \lfloor \frac{x+z}{k} \rfloor \quad (30)$$

and

$$x \oplus v \oplus w = 0 \text{ and } v < \lfloor \frac{x+w}{k} \rfloor. \quad (31)$$

Then, there exists $t \in \mathbb{Z}_{\geq 0}$ such that $y_{n-j} = v_{n-j}$ and $z_{n-j} = w_{n-j}$ for $j = 0, 1, 2, \dots, t$ and $y_{n-t-1} > v_{n-t-1}$. In particular, $y > v$.

Proof. We define a sequences of non-negative integers r_0, r_1, \dots, r_n by

$$r_j = \sum_{i=n-j}^n (x_i + w_i - kv_i)2^{i+j-n}. \quad (32)$$

By (ii) of Lemma 5.1, (ii) of Lemma 7.1, (10), and (31), the sequence r_0, r_1, \dots, r_n is Type 2. Hence, there exists a natural number t such that $0 \leq r_j < k$ for $j = 0, 1, 2, \dots, t$ and $k < r_{t+1}$. By (ii) of Lemma 5.3, $2m+2 \leq r_t < k$ and $r_{t+1} = P_2^k(r_t)$ or $r_{t+1} = P_1^k(r_t)$.

Therefore, by Lemma 5.3, (11), and (12), we have two cases:

Case (a) Suppose that $x_{n-t-1} = 1$. Then, $r_{t+1} = P_2^k(r_t) > k$ and

$$(x_{n-t-1}, v_{n-t-1}, w_{n-t-1}) = (1, 0, 1).$$

Let $(v'_{n-i}, w'_{n-i}) = (v_{n-i}, w_{n-i})$ for $i = 0, 1, \dots, t$ and $(v'_{n-t-1}, w'_{n-t-1}) = (1, 0)$. Then, $x_{n-j} \oplus v'_{n-j} \oplus w'_{n-j} = 0$ for $j = 0, 1, 2, \dots, t+1$. By Lemma 7.3, there exist $v'_i, w'_i \in \{0, 1\}$ for $i = n-t-1, n-t-2, \dots, 0$ such that

$$x \oplus v' \oplus z = 0 \text{ and } v' = \lfloor \frac{x+w'}{k} \rfloor, \quad (33)$$

where $v' = \sum_{i=0}^n v'_i 2^i$ and $w' = \sum_{i=0}^n w'_i 2^i$. By Lemma 7.3, v', w' are unique non-negative integers that satisfy (33). Hence, we have $y = v'$ and $z = w'$. Then, $y_{n-j} = v_{n-j}$ and $z_{n-j} = w_{n-j}$ for $j = 0, 1, 2, \dots, t$ and $y_{n-t-1} > v_{n-t-1}$. In particular, $y > v$.

Case (b) Suppose that $x_{n-t-1} = 0$. Then, $r_{t+1} = P_1^k(r_t) > k$ and

$$(x_{n-t-1}, v_{n-t-1}, w_{n-t-1}) = (0, 0, 0).$$

Let $(v'_{n-t-1}, w'_{n-t-1}) = (1, 1)$. Using a similar method to that used in Case (a), we finish the proof. \square

Theorem 7.1. Suppose that $x \oplus y \oplus z = 0$ and $y \leq \lfloor \frac{x+z}{k} \rfloor$. Then, the following conditions hold:

- (i) $u \oplus y \oplus z \neq 0$ for any $u \in \mathbb{Z}_{\geq 0}$ with $u < x$;
- (ii) $x \oplus v \oplus z \neq 0$ for any $v \in \mathbb{Z}_{\geq 0}$ with $v < y$;
- (iii) $x \oplus y \oplus w \neq 0$ for any $w \in \mathbb{Z}_{\geq 0}$ with $w < z$;
- (iv) $x \oplus v \oplus w \neq 0$ for any $v, w \in \mathbb{Z}_{\geq 0}$ with $v < y, w < z$ and $v = \lfloor \frac{x+w}{k} \rfloor$; and
- (v) $u \oplus v \oplus z \neq 0$ for some $u, v \in \mathbb{Z}_{\geq 0}$ with $u < x, v < y$ and $v = \lfloor \frac{u+z}{k} \rfloor$.

Proof. Here, (i), (ii), and (iii) come directly from definition of nim-sum \oplus .

We suppose that $x \oplus v \oplus w = 0$ and $v = \lfloor \frac{x+w}{k} \rfloor$ for some $v, w \in \mathbb{Z}_{\geq 0}$ with $v < y, w < z$.

If $y < \lfloor \frac{x+z}{k} \rfloor$, then by Lemma 7.4, we have $y < v$. This contradicts the fact $v < y$.

If $y = \lfloor \frac{x+z}{k} \rfloor$, then by Lemma 7.3, we have $y = v$. This contradicts the fact $v < y$.

Therefore, $x \oplus v \oplus w \neq 0$, and we have (iv)

(v) This case can be proved using the same method as that used in (iv). \square

Lemma 7.5. *Suppose that*

$$y \leq \lfloor \frac{x+z}{k} \rfloor \quad (34)$$

and

$$x_i + y_i + z_i = 0 \pmod{2} \text{ for } i = m+1, m+2, \dots, n. \quad (35)$$

We define s_j for $j = 0, 1, 2, \dots, n-m-1$ by

$$s_j = \sum_{i=n-j}^n (x_i + z_i - ky_i)2^{i+j-n}. \quad (36)$$

Then, $s_0, s_1, \dots, s_{n-m-1}$ is Type 1 or Type 2.

Proof. Let $(u_i, v_i, w_i) = (x_i, y_i, z_i)$ for $i = m+1, m+2, \dots, n$ and $(u_i, v_i, w_i) = (0, 0, 0)$ for $i = 0, 1, 2, \dots, m$. Then, by (34), we have $\lfloor \frac{v}{2^{m+1}} \rfloor \leq \frac{\lfloor \frac{u}{2^{m+1}} \rfloor + \lfloor \frac{w}{2^{m+1}} \rfloor}{k}$. Multiplying both sides of the inequality by 2^{m+1} , we get

$$v \leq \lfloor \frac{u+w}{k} \rfloor. \quad (37)$$

We define r_j for $j = 0, 1, 2, \dots, n$ by

$$r_j = \sum_{i=n-j}^n (u_i + w_i - kv_i)2^{i+j-n}. \quad (38)$$

Then, by (37), Lemma 7.1, Lemma 6.1, and Lemma 5.1, r_0, r_1, \dots, r_n is Type 1 or Type 2. Since $s_j = r_j$ for $j = 0, 1, \dots, n-m-1$, we prove this lemma. \square

Theorem 7.2. *Suppose that $x \oplus y \oplus z \neq 0$ and $y \leq \lfloor \frac{x+z}{k} \rfloor$.*

Then, at least one of the following statements is true:

(i) $x \oplus y \oplus w = 0$ for some $w \in \mathbb{Z}_{\geq 0}$ with $w < z$ and $y \leq \lfloor \frac{x+w}{k} \rfloor$;

(ii) $x \oplus v \oplus z = 0$ for some $v \in \mathbb{Z}_{\geq 0}$ with $v < y \leq \lfloor \frac{x+z}{k} \rfloor$;

(iii) $u \oplus y \oplus z = 0$ for some $u \in \mathbb{Z}_{\geq 0}$ with $u < x$ and $y \leq \lfloor \frac{u+z}{k} \rfloor$;

(iv) $x \oplus v \oplus w = 0$ for some $v, w \in \mathbb{Z}_{\geq 0}$ with $v < y, w < z$ and $v = \lfloor \frac{x+w}{k} \rfloor$; or

(v) $u \oplus v \oplus z = 0$ for some $u, v \in \mathbb{Z}_{\geq 0}$ with $u < x, v < y$ and $v = \lfloor \frac{u+z}{k} \rfloor$.

Proof. Suppose that $x_i + y_i + z_i = 0 \pmod{2}$ for $i = n, n-1, \dots, n-m+1$ and $x_{n-m} + y_{n-m} + z_{n-m} \neq 0 \pmod{2}$. We consider three cases:

Case (a) Suppose that $z_{n-m} = 1$ and $x_{n-m} = y_{n-m} = 0$.

We define s_j for $j = 0, 1, 2, \dots, m$ by

$$s_j = \sum_{i=n-j}^n (x_i + z_i - ky_i)2^{i+j-n}. \quad (39)$$

By Lemma 7.5, the sequence $\{s_0, s_1, \dots, s_{m-1}\}$ is Type 1 or Type 2. We have two subcases:

Subcase(a.1) Suppose that the sequence s_j for $j = 0, 1, 2, \dots, m-1$ is Type 2. Let $w_i = x_i + y_i \pmod{2}$ for $i = n-m, n-m-1, \dots, 1, 0$ and $w_i = z_i$ for $i = n, n-1, \dots, n-m+1$. We define r_j for $j = 0, 1, 2, \dots, n$ by

$$r_j = \sum_{i=n-j}^n (x_i + w_i - ky_i)2^{i+j-n}. \quad (40)$$

Since the sequence $\{s_0, s_1, \dots, s_{m-1}\}$ is Type 2 and $r_j = s_j$ for $j = 0, 1, \dots, m-1$, by Lemma 5.2, the sequence $\{r_0, r_1, \dots, r_n\}$ is Type 2. Therefore, we have $y \leq \lfloor \frac{x+w}{k} \rfloor$. Then, we have (i).

Subcase (a.2) Suppose that the sequence s_j for $j = 0, 1, 2, \dots, m-1$ is Type 1. Let $w_i = z_i$ for $i = n, n-1, \dots, n-m+1$ and $w_{n-m} = 0$. We define r_j for $j = 0, 1, 2, \dots, m$ by

$$r_j = \sum_{i=n-j}^n (x_i + w_i - ky_i)2^{i+j-n}. \quad (41)$$

Then, we have two subsubcases:

Subsubcase (a.2.1) Suppose that the sequence r_j for $j = 0, 1, 2, \dots, m$ is Type 2. Then, let $w_i = x_i + y_i \pmod{2}$ for $i = n-m-1, \dots, 1, 0$. We define r_j for $j = m+1, m+2, \dots, n$ by

$$r_j = \sum_{i=n-j}^n (x_i + w_i - ky_i)2^{i+j-n}. \quad (42)$$

Since the sequence $\{r_0, r_1, \dots, r_m\}$ is Type 2, by Lemma 5.2, the sequence $\{r_0, r_1, \dots, r_n\}$ is Type 2. Therefore, we have $y \leq \lfloor \frac{x+w}{k} \rfloor$. Then, we have (i).

Subsubcase (a.2.2) Suppose that the sequence r_j for $j = 0, 1, 2, \dots, m$ is Type 1. By Lemma 7.3, there exist unique $v_i, w_i \in \{0, 1\}$ for $i = n-m-1, \dots, 0$ such that

$$x \oplus u \oplus w = 0 \text{ and } u = \lfloor \frac{x+w}{k} \rfloor, \quad (43)$$

Then, we have (iv).

Case (b) Suppose that $x_{n-m} = 1$ and $z_{n-m} = y_{n-m} = 0$. We can use the same method used in Case (a).

Case (c) Suppose that $y_{n-m} = 1$ and $z_{n-m} = x_{n-m} = 0$. Let $v_i = x_i + y_i$ for $i = n-m, n-m-1, n-m-2, \dots, 1, 0$. Then, we have $x \oplus v \oplus z = 0$ and $v < y \leq \lfloor \frac{x+z}{k} \rfloor$, and this is (ii) of this lemma. \square

Definition 7.1. Here, we define sets of positions of chocolate bars.

Let $A_k = \{(x, y, z); x, y, z \in \mathbb{Z}_{\geq 0}, y \leq \lfloor \frac{x+z}{k} \rfloor \text{ and } x \oplus y \oplus z = 0\}$, $B_k = \{(x, y, z); x, y, z \in \mathbb{Z}_{\geq 0}, y \leq \lfloor \frac{x+z}{k} \rfloor, \text{ and } x \oplus y \oplus z \neq 0\}$.

Theorem 7.3. Let $k = 4m + 3$. Then, A_k and B_k are, respectively, the sets of \mathcal{P} -positions and \mathcal{N} -positions of the chocolate bar game that satisfies the inequality $y \leq \lfloor \frac{x+z}{k} \rfloor$.

To prove Theorem 7.3, we need two additional theorems. First, we prove that starting with an element of A_k , any move leads to an element of B_k .

Remark 7.1. For $k = 4m + 1$, a conjecture for the generic formula for \mathcal{P} -positions is presented in Subsection 8.3. When k is an even number, there seems to be any formula for \mathcal{P} -positions. See Subsection 8.4.

Theorem 7.4. For any $(x, y, z) \in A_k$, we have $\text{move}_k((x, y, z)) \subset B_k$.

Proof. Let $(x, y, z) \in A_k$. Then, we have

$$x \oplus y \oplus z \oplus = 0 \quad (44)$$

and

$$y \leq \lfloor \frac{x+z}{k} \rfloor. \quad (45)$$

Suppose that we move from (x, y, z) to (p, q, r) , i.e., $(p, q, r) \in \text{move}_k((x, y, z))$. We prove that $(p, q, r) \in B_k$.

Since $\text{move}_k((x, y, z)) = \{(u, y, z); u < x\} \cup \{(x, v, z); v < y\} \cup \{(x, y, w); w < z\} \cup \{(u, \min(y, \lfloor \frac{u+z}{k} \rfloor), z); u < x\} \cup \{(x, \min(y, \lfloor \frac{x+w}{k} \rfloor), w); w < z\}$, where $u, v, w \in \mathbb{Z}_{\geq 0}$, we have one of the following cases:

- (1) $(p, q, r) = (u, y, z)$ with $u < x$;
- (2) $(p, q, r) = (x, v, z)$ with $v < y$;
- (3) $(p, q, r) = (x, y, w)$ with $w < z$;
- (4) $(p, q, r) = (u, \min(y, \lfloor \frac{u+z}{k} \rfloor), z)$ with $u < x$; or
- (5) $(p, q, r) = (x, \min(y, \lfloor \frac{x+w}{k} \rfloor), w)$ with $w < z$.

For each of these cases, we can use Theorem 7.1 to get $p \oplus q \oplus r \oplus \neq 0$. \square

Next, we prove that starting with an element of B_k , there is a proper move that leads to an element of A_k .

Theorem 7.5. Let $(x, y, z) \in B_k$, then $\text{move}_k((x, y, z)) \cap A_k \neq \emptyset$.

Proof. Let $(x, y, z) \in B_k$. Then, we have

$$x \oplus y \oplus z \neq 0 \quad (46)$$

and

$$y \leq \lfloor \frac{x+z}{k} \rfloor. \quad (47)$$

Then, we have one of the five cases of Theorem 7.2. Since $move_k((x, y, z)) = \{(u, y, z); u < x\} \cup \{(x, v, z); v < y\} \cup \{(x, y, w); w < z\} \cup \{(u, \min(y, \lfloor \frac{u+z}{k} \rfloor), z); u < x\} \cup \{(x, \min(y, \lfloor \frac{x+w}{k} \rfloor), w); w < z\}$, there exists $(p, q, r) \in move_k((x, y, z))$ such that $p \oplus q \oplus r = 0$. Therefore, $(p, q, r) \in move_k((x, y, z)) \cap A_k$ \square

By Theorem 7.4 and 7.5, we finish the proof of Theorem 7.3. Starting the game with a position $(x, y, z) \in A_k$, by Theorem 7.4, any option (move) leads to position $(p, q, r) \in B_k$. From this position (p, q, r) , by Theorem 7.5, the opposing player can choose a proper option that leads to a position in A_k . Note that any option reduces some of the numbers of the position. In this way, the opposing player can always reach a position in A_k , winning by reaching $(0, 0, 0) \in A_k$. Therefore, A_k is the set of \mathcal{P} -positions.

Starting the game with a position $(x, y, z) \in B_k$, by Theorem 7.5, we can choose a proper option that leads to a position $(p, q, r) \in A_k$. From (p, q, r) , any option by the opposing player leads to a state in B_k . In this way, we win the game by reaching $(0, 0, 0)$. Therefore, B_k is the set of \mathcal{N} -positions.

By Theorem 7.3, (x, y, z) is a \mathcal{P} -position if and only if $x \oplus y \oplus z = 0$. Then, it is natural to wonder whether the Grundy number of a position (x, y, z) is equal to $x \oplus y \oplus z$. The Grundy number of a position does not equal $x \oplus y \oplus z$, and Example 7.1 presents a counter example.

Example 8.1 shows that the number of positions whose Grundy number is equal to the nim-sum is smaller than the number of positions whose Grundy number is not equal to the nim-sum.

Example 7.1. *In the chocolate game that satisfies the inequality $y \leq \lfloor \frac{x+z}{3} \rfloor$, the Grundy number of a position (x, y, z) is not always equal to $x \oplus y \oplus z$. We show this by example. By Definition 2.4 and Definition 4.3,*

$$\mathcal{G}((x, y, z)) = \text{mex}\{\mathcal{G}((u, v, w)) : (u, v, w) \in \text{move}((x, y, z))\}. \quad (48)$$

We calculate Grundy numbers for the positions of chocolates in Figures 29, 30, 31, 32, 33, 34, and 35 by using (48).

(i) *Since $(0, 0, 0)$ is the end position, by Definition 2.4, we have $\mathcal{G}((0, 0, 0)) = 0$.*

(ii) *Here, $move_k((1, 0, 0)) = \{(0, 0, 0)\}$ and $\mathcal{G}((0, 0, 0)) = 0$. Hence, by Definition 2.4, $\mathcal{G}((1, 0, 0)) = 1$.*

(iii) *Similarly, we have $\mathcal{G}((0, 0, 1)) = 1$.*

(iv) *Here, $move_k((1, 0, 1)) = \{(1, 0, 0), (0, 0, 1)\}$, $\mathcal{G}((1, 0, 0)) = 1$, and $\mathcal{G}((0, 0, 1)) = 1$. Hence, by Definition 2.4, $\mathcal{G}((1, 0, 1)) = 0$.*

(v) Here, $\text{move}_k((0, 0, 2)) = \{(0, 0, 0), (0, 0, 1)\}$, $\mathcal{G}((0, 0, 0)) = 0$, and $\mathcal{G}((0, 0, 1)) = 1$. Hence, by Definition 2.4, $\mathcal{G}((0, 0, 2)) = 2$.

(vi) Here, $\text{move}_k((1, 0, 2)) = \{(1, 0, 0), (1, 0, 1), (0, 0, 2)\}$, $\mathcal{G}((1, 0, 0)) = 1$, $\mathcal{G}((1, 0, 1)) = 0$, and $\mathcal{G}((0, 0, 2)) = 2$. Hence, by Definition 2.4, $\mathcal{G}((1, 0, 2)) = 3$.

(vii) Here, $\text{move}_k((1, 1, 2)) = \{(1, 0, 0), (1, 0, 1), (1, 0, 2), (0, 0, 2)\}$, $\mathcal{G}((1, 0, 0)) = 1$, $\mathcal{G}((1, 0, 1)) = 0$, $\mathcal{G}((1, 0, 2)) = 3$, and $\mathcal{G}((0, 0, 2)) = 2$. Hence, by Definition 2.4, $\mathcal{G}((1, 1, 2)) = 4$.

By (vii), we have $\mathcal{G}((1, 1, 2)) = 4 \neq 1 \oplus 1 \oplus 2$.



Figure 29: Position (0,0,0)

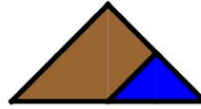


Figure 30: Position (1,0,0)

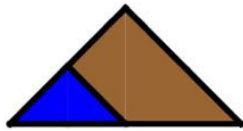


Figure 31: Position (0,0,1)

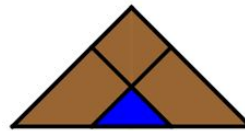


Figure 32: Position (1,0,1)

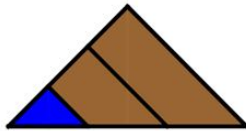


Figure 33: Position (0,0,2)

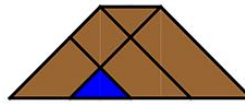


Figure 34: Position (1,0,2)

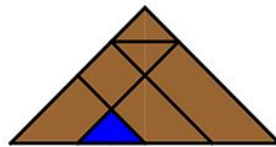


Figure 35: Position (1,1,2)

In the next section, Example 8.3 and Example 8.4 present calculations by computer that show the Grundy number of a position (x, y, z) is not always equal to $x \oplus y \oplus z$ in this game.

8 Computer Program for the Triangle Chocolate Bar Game

8.1 Computer Program to Calculate the \mathcal{P} -positions in the Chocolate Bar Game

In this subsection, we present computer programs that show $\{(x, y, z); x, y, z \in \mathbb{Z}_{\geq 0}, y \leq \lfloor \frac{x+z}{k} \rfloor \text{ and } x \oplus y \oplus z = 0\}$ is the set of \mathcal{P} -positions.

Example 8.1 presents a Mathematica program, and Example 8.2 presents a Combinatorial Game Suite (CGSuite) program.

Example 8.1. *Here, let $k = 3$.*

(i) *This Mathematica program presents the list $\{(x, y, z) : x, y, z \in \mathbb{Z}_{\geq 0}, x \leq 20, y \leq 20, z \leq 20, y \leq \lfloor \frac{x+z}{k} \rfloor, \text{ where } (x, y, z) \text{ is } \mathcal{P}\text{-position}\} - \{(x, y, z) : x, y, z \in \mathbb{Z}_{\geq 0}, x \leq 20, y \leq 20, z \leq 20, y \leq \lfloor \frac{x+z}{k} \rfloor \text{ and } x \oplus y \oplus z = 0\}$ that is a list of \mathcal{P} -positions whose nim-sum is not zero.*

```
k = 3; ss = 20; al =
Flatten[Table[{a, b, c}, {a, 0, ss}, {b, 0, ss}, {c, 0, ss}], 2];
allcases = Select[al, (1/k) (#[[1]] + #[[3]]) >= #[[2]] &];
move[z_] := Block[{p}, p = z;
Union[Table[{t1, Min[Floor[(1/k) (t1 + p[[3]])], p[[2]]],
p[[3]]}, {t1, 0, p[[1]] - 1}],
Table[{p[[1]], t2, p[[3]]}, {t2, 0, p[[2]] - 1}],
Table[{p[[1]], Min[Floor[(1/k) (t3 + p[[1]])], p[[2]]], t3},
{t3, 0, p[[3]] - 1}]]];
Mex[L_] := Min[Complement[Range[0, Length[L]], L]];
Gr[pos_] := Gr[pos] = Mex[Map[Gr, move[pos]]];
pposition = Select[allcases, Gr[#] == 0 &];
Select[pposition, BitXor[#[[1]], #[[2]], #[[3]]] > 0 &]
```

The output shows that the list is empty, which implies that the nim-sum of a \mathcal{P} -position is zero.

```
{}
```

(ii) *The next Mathematica program presents the list $\{(x, y, z) : x, y, z \in \mathbb{Z}_{\geq 0}, x \leq 20, y \leq 10, z \leq 20, y \leq \lfloor \frac{x+z}{k} \rfloor, \text{ where } (x, y, z) \text{ is } \mathcal{N}\text{-position}\} \cap \{(x, y, z) : x, y, z \in \mathbb{Z}_{\geq 0}, x \leq 20, y \leq 20, z \leq 20, y \leq \lfloor \frac{x+z}{k} \rfloor \text{ and } x \oplus y \oplus z = 0\}$ that is a list of \mathcal{N} -positions whose nim-sum is zero.*

```
Select[Complement[allcases, pposition],
BitXor[#[[1]], #[[2]], #[[3]]] == 0 &]
```

This produces the following list.

```
{}
```

The output shows that the list is empty, which implies that the nim-sum of a N -position is not zero.

By (i) and (ii), (x, y, z) is a \mathcal{P} -position if and only if $x \oplus y \oplus z = 0$.

Example 8.2. Here, let $k = 3$. This (CGSuite version 1.1.1) program shows $\{(x, y, z); x, y, z \in \mathbb{Z}_{\geq 0}, y \leq \lfloor \frac{x+z}{k} \rfloor \text{ and } x \oplus y \oplus z = 0\}$ is the set of \mathcal{P} -positions.

(i) First, we open the following file using CGSuite.

```
class Choco3D extends ImpartialGame
var x,y,z,k;
method Choco3D(x,y,z,k)
end

override method Options(Player player)
result := [];

// x
for x1 from 0 to x-1 do
result.Add(Choco3D(x1,y.Min(((x1+z)/k).Floor),z,k));
end

// y
for y1 from 0 to y-1 do
result.Add(Choco3D(x,y1,z,k));
end

// z
for z1 from 0 to z-1 do
result.Add(Choco3D(x,y.Min(((x+z1)/k).Floor),z1,k));
end

result.Remove(this);

if x==0 and y==0 and z==0 then
return {};
else
return result;
end
end

override property ToString.get
return "Choco3D("+x.ToString+", "+y.ToString+", "+z.ToString+", "+k.ToString+")";
end
end
```

(ii) By typing the following command, we get the lists in (a) and (b).

(a) $\{(x, y, z) : x, y, z \in \mathbb{Z}_{\geq 0}, x \leq 20, y \leq 20, z \leq 20, y \leq \lfloor \frac{x+z}{k} \rfloor, \text{ where } (x, y, z) \text{ is } \mathcal{P}\text{-position}\} - \{(x, y, z) : x, y, z \in \mathbb{Z}_{\geq 0}, x \leq 20, y \leq 20, z \leq 20, y \leq \lfloor \frac{x+z}{k} \rfloor \text{ and}$

$x \oplus y \oplus z = 0$ } that is a list of \mathcal{P} -positions whose nim-sum is not zero. The output is an empty set.

(b) $\{(x, y, z) : x, y, z \in \mathbb{Z}_{\geq 0}, x \leq 20, y \leq 20, z \leq 20, y \leq \lfloor \frac{x+z}{k} \rfloor, \text{ where } (x, y, z) \text{ is } \mathcal{N}\text{-position}\} \cap \{(x, y, z) : x, y, z \in \mathbb{Z}_{\geq 0}, x \leq 20, y \leq 20, z \leq 20, y \leq \lfloor \frac{x+z}{k} \rfloor \text{ and } x \oplus y \oplus z = 0\}$ that is a list of \mathcal{N} -positions whose nim-sum is zero. The output is an empty set.

```
x:=20;
z:=20;
y:=20;
k:=3;
setA:={};
setB:={};
for z1 from 0 to z do
for x1 from 0 to x do
for y1 from 0 to y.Min(((z1+x1)/k).Floor) do
if examples.Choco3D(x1,y1,z1,k).CanonicalForm== 0 then
if *x1+*y1+*z1!=0 then
setA.Add([x1,y1,z1]);
end
else
if *x1+*y1+*z1==0 then
setB.Add([x1,y1,z1]);
end
end
end
end
end
end
Worksheet.Print("The Set of (Grundy Number = 0 and Nim-Sum > 0) -> "
+ setA.ToString);
Worksheet.Print("The Set of (Grundy Number > 0 and Nim-Sum = 0) -> "
+ setB.ToString);
```

"The Set of (Grundy Number = 0 and Nim-Sum > 0) -> {}"

"The Set of (Grundy Number > 0 and Nim-Sum = 0) -> {}"

Figure 36: Result (1)

Since the list in (a) is empty, we have $x \oplus y \oplus z = 0$ for any \mathcal{P} -position (x, y, z) .

Since the list in (b) is empty, we have $x \oplus y \oplus z \neq 0$ for any \mathcal{N} -position (x, y, z) .

Therefore, (x, y, z) is a \mathcal{P} -position if and only if $x \oplus y \oplus z = 0$.

8.2 Computer Program to Compare the Grundy Numbers and Nim-Sum of Positions in the Chocolate Bar Game

In this subsection, we present computer programs that compare the Grundy number $\mathcal{G}((x, y, z))$ and $x \oplus y \oplus z$ for a position (x, y, z) . Example 8.3 presents a Mathematica

program, and Example 8.4 presents a CGSuite program.

Example 8.3. Here, let $k = 3$. This Mathematica program calculates the list $\mathcal{G}((x, y, z)) : x, y, z \in \mathbb{Z}_{\geq 0}, x \leq 20, y \leq 20, z \leq 20, y \leq \lfloor \frac{x+z}{k} \rfloor$.

```

k=3;ss=20;al=
Flatten[Table[{a,b,c},{a,0,ss},{b,0,ss},{c,0,ss}],2];
allcases=Select[al,(1/k)(#[[1]]+#[[3]])>=#[2] &;
move[z_]:=Block[{p},p=z;
Union[Table[{t1,Min[Floor[(1/k)(t1+p[[3]])],p[[2]]],
p[[3]]},{t1,0,p[[1]]-1}],
Table[{p[[1]],t2,p[[3]]},{t2,0,p[[2]]-1}],
Table[{p[[1]],Min[Floor[(1/k)(t3+p[[1]])],p[[2]]},t3},
{t3,0,p[[3]]-1}]]];
Mex[L_]:=Min[Complement[Range[0,Length[L]],L]];
Gr[pos_]:=Gr[pos]=Mex[Map[Gr,move[pos]]]
pposition=Select[allcases,Gr[#]==0 &;

nimequal=Select[allcases,BitXor#[[1]],#[[2]],#[[3]]]==Gr[#] &]
//Length

```

The output of this code is the number of positions whose Grundy numbers are equal to nim-sum.

977

```

nimnonequal=Select[allcases,! (BitXor#[[1]],#[[2]],#[[3]]]
==Gr[#) &]//Length

```

The output of this code is the number of positions whose Grundy numbers are not equal to nim-sum.

2257

Example 8.4. Here, let $k = 3$. This CGSuite program calculates the number of positions whose Grundy numbers are equal to nim-sum and the number of positions whose Grundy numbers are not equal to nim-sum.

```

x:=20;
z:=20;
y:=20;
k:=3;
nimequal:=0;
nimnonequal:=0;
for z1 from 0 to z do
for x1 from 0 to x do
for y1 from 0 to y.Min(((z1+x1)/k).Floor) do
if examples.Choco3D(x1,y1,z1,k).CanonicalForm==0 then

```

```

if *x1+*y1+*z1==0 then
nimequal:=nimequal+1;
else
nimnonequal:=nimnonequal+1;
end
else
if examples.Choco3D(x1,y1,z1,k).CanonicalForm== *x1+*y1+*z1 then
nimequal:=nimequal+1;
else
nimnonequal:=nimnonequal+1;
end
end
end
end
end
end
end
Worksheet.Print("The Number of Grundy Number == Nim-Sum -> "
+ nimequal.ToString);
Worksheet.Print("The Number of Grundy Number != Nim-Sum -> "
+ nimnonequal.ToString);

```

"The Number of Grundy Number == Nim-Sum -> 977"
 "The Number of Grundy Number != Nim-Sum -> 2257"

Figure 37: Result (2)

8.3 Computer Program to Calculate the \mathcal{P} -positions in the Chocolate Bar Game When $4m + 1$ for Some $m \in \mathbb{Z}_{\geq 0}$

Let $k = 4m + 1$. In this subsection, we present computer programs that show $\{(x, y, z); x, y, z \in \mathbb{Z}_{\geq 0}, y \leq \lfloor \frac{x+z}{k} \rfloor \text{ and } (x-1) \oplus y \oplus (z-1) = 0\}$ is the set of \mathcal{P} -positions when $k = 4m + 1$ for some $m \in \mathbb{Z}_{\geq 0}$.

Example 8.5 presents a Mathematica program, and Example 8.6 presents a Combinatorial Game Suite (CGSuite) program.

Example 8.5. Here, let $k = 5$.

(i) This Mathematica program presents the list $\{(x, y, z) : x, y, z \in \mathbb{Z}_{\geq 0}, x \leq 20, y \leq 10, z \leq 20, y \leq \lfloor \frac{x+z}{k} \rfloor, \text{ where } (x, y, z) \text{ is } \mathcal{P}\text{-position}\} - \{(x, y, z) : x, y, z \in \mathbb{Z}_{\geq 0}, x \leq 20, y \leq 10, z \leq 20, y \leq \lfloor \frac{x+z}{k} \rfloor \text{ and } (x-1) \oplus y \oplus (z-1) = 0\}$ that is a list of \mathcal{P} -positions (x, y, z) such that $(x-1) \oplus y \oplus (z-1) \neq 0$.

```

k = 5; a1 =
Flatten[Table[{a,b,c},{a,0,20},{b,0,10},{c,0,20}],2];
allcases=Select[a1,(1/k)(#[[1]]+#[[3]])>#[[2]] &];
move[z_]:=Block[{p},p=z;
Union[Table[{t1,Min[Floor[(1/k)(t1+p[[3]])],p[[2]]}],

```

```

p[[3]]}, {t1, 0, p[[1]]-1}},
Table[{p[[1]], t2, p[[3]]}, {t2, 0, p[[2]]-1}},
Table[{p[[1]], Min[Floor[(1/k)(t3+p[[1]])], p[[2]]], t3},
{t3, 0, p[[3]]-1}]]]
Mex[L_]:=Min[Complement[Range[0, Length[L]], L]];
Gr[pos_]:=Gr[pos]=Mex[Map[Gr, move[pos]]]
pposition=Select[allcases, Gr[#]==0 &];
Select[pposition, BitXor[#[[1]]-1, #[[2]], #[[3]]-1]>0 &]

```

The output shows that the list is empty, which implies that the nim-sum $(x-1) \oplus y \oplus (z-1) = 0$ for any \mathcal{P} -position (x, y, z) .

{}

(ii) The next Mathematica program presents the list $\{(x, y, z) : x, y, z \in \mathbb{Z}_{\geq 0}, x \leq 20, y \leq 10, z \leq 20, y \leq \lfloor \frac{x+z}{k} \rfloor, \text{ where } (x, y, z) \text{ is } \mathcal{N}\text{-position}\} \cap \{(x, y, z) : x, y, z \in \mathbb{Z}_{\geq 0}, x \leq 20, y \leq 10, z \leq 20, y \leq \lfloor \frac{x+z}{k} \rfloor \text{ and } (x-1) \oplus y \oplus (z-1) = 0\}$ that is a list of \mathcal{N} -positions (x, y, z) such that $(x-1) \oplus y \oplus (z-1) = 0$.

```

Select[Complement[allcases, pposition],
BitXor[#[[1]]-1, #[[2]], #[[3]]-1]==0 &]

```

This produces the following list.

{}

The output shows that the list is empty, which implies that the nim-sum of a \mathcal{N} -position is not zero.

By (i) and (ii), (x, y, z) is a \mathcal{P} -position if and only if $(x-1) \oplus y \oplus (z-1) = 0$.

Example 8.6. Here, let $k = 5$.

(i) This (CGSuite version 1.1.1) program shows $\{(x, y, z); x, y, z \in \mathbb{Z}_{\geq 0}, y \leq \lfloor \frac{x+z}{k} \rfloor \text{ and } (x-1) \oplus y \oplus (z-1) = 0\}$ is the set of \mathcal{P} -positions.

First, we open the code in (i) of Example 8.2.

(ii) By typing the following command, we get the list $\{(x, y, z) : x, y, z \in \mathbb{Z}_{\geq 0}, x \leq 20, y \leq 10, z \leq 20, y \leq \lfloor \frac{x+z}{k} \rfloor, \text{ where } (x, y, z) \text{ is } \mathcal{P}\text{-position}\} - \{(x, y, z) : x, y, z \in \mathbb{Z}_{\geq 0}, x \leq 20, y \leq 10, z \leq 20, y \leq \lfloor \frac{x+z}{k} \rfloor \text{ and } (x-1) \oplus y \oplus (z-1) = 0\}$ that is a list of \mathcal{P} -positions (x, y, z) such that $(x-1) \oplus y \oplus (z-1) \neq 0$. The output is an empty set.

By typing the following command, we get the list $\{(x, y, z) : x, y, z \in \mathbb{Z}_{\geq 0}, x \leq 20, y \leq 10, z \leq 20, y \leq \lfloor \frac{x+z}{k} \rfloor, \text{ where } (x, y, z) \text{ is } \mathcal{N}\text{-position}\} \cap \{(x, y, z) : x, y, z \in \mathbb{Z}_{\geq 0}, x \leq 20, y \leq 10, z \leq 20, y \leq \lfloor \frac{x+z}{k} \rfloor \text{ and } (x-1) \oplus y \oplus (z-1) = 0\}$ that is a list of \mathcal{N} -positions (x, y, z) such that $(x-1) \oplus y \oplus (z-1) = 0$. The output is an empty set.

```

x:=20;
z:=20;
y:=10;
k:=5;

```

```

setA:={};
setB:={};
for z1 from 0 to z do
for x1 from 0 to x do
for y1 from 0 to y.Min(((z1+x1)/k).Floor) do
if examples.Choco3D(x1,y1,z1,k).CanonicalForm==0 then
if ((x1-1).NimSum(y1)).NimSum(z1-1)>0 then
setA.Add([x1,y1,z1]);
end
else
if ((x1-1).NimSum(y1)).NimSum(z1-1)==0 then
setB.Add([x1,y1,z1]);
end
end
end
end
end
end
end
end
end
end
Worksheet.Print("The list of P-positions and Nim-Sum > 0 -> "
+ setA.ToString);
Worksheet.Print("The list of N-positions and Nim-Sum = 0 -> "
+ setB.ToString);

```

~~"The list of P-positions and Nim-Sum > 0 -> {}"~~
~~"The list of N-positions and Nim-Sum = 0 -> {}"~~

Figure 38: Result (3)

Conjecture 8.1. *When $k = 4m + 1$ for some $m \in \mathbb{Z}_{\geq 0}$, (x, y, z) is a \mathcal{P} -position if and only if $(x - 1) \oplus y \oplus (z - 1) = 0$.*

8.4 Computer Program to Calculate the \mathcal{P} -positions in the Chocolate Bar Game for Some Even Number k

In this subsection, we present computer programs that present \mathcal{P} -positions of chocolate game when k is an even number.

Example 8.7 presents a Mathematica program, and Example 8.8 presents a Combinatorial Game Suite (CGSuite) program.

Example 8.7. *Here, let $k = 2$. This Mathematica program presents the list $\{(x, y, z) : x, y, z \in \mathbb{Z}_{\geq 0}, x \leq 10, y \leq 10, z \leq 10, y \leq \lfloor \frac{x+z}{k} \rfloor\}$, where (x, y, z) is a \mathcal{P} -position.*

```

k=2;ss=10;a1=
Flatten[Table[{a,b,c},{a,0,ss},{b,0,ss},{c,0,ss}],2];
allcases=Select[a1,(1/k)(#[[1]]+#[[3]])>#[[2]] &];
move[z_]:=Block[{p},p=z;

```

```

Union[Table[{t1,Min[Floor[(1/k)(t1+p[[3]])],p[[2]]},
p[[3]]},{t1,0,p[[1]]-1}},
Table[{p[[1]],t2,p[[3]]},{t2,0,p[[2]]-1}},
Table[{p[[1]],Min[Floor[(1/k)(t3+p[[1]])],p[[2]]},t3},
{t3,0,p[[3]]-1}]]]
Mex[L_]:=Min[Complement[Range[0,Length[L]],L]];
Gr[pos_]:=Gr[pos]=Mex[Map[Gr,move[pos]]]
pposition=Select[allcases,Gr[#]==0 &]

```

By the following output, there seems to be no generic formula for \mathcal{P} -position.

```

{(0,0,0),(1,0,1),(1,1,2),(2,0,2),(2,1,1),(3,0,3),(3,1,4),
(3,2,5),(3,3,6),(3,4,7),(3,5,8),(4,0,4),(4,1,3),(4,2,6),
(4,3,5),(4,4,8),(4,5,7),(5,0,5),(5,1,6),(5,2,3),(5,3,4),
(5,4,9),(5,5,10),(6,0,6),(6,1,5),(6,2,4),(6,3,3),(6,4,10),
(6,5,9),(7,0,7),(7,1,8),(7,2,9),(7,3,10),(7,4,3),(7,5,4),
(8,0,8),(8,1,7),(8,2,10),(8,3,9),(8,4,4),(8,5,3),(9,0,9),
(9,1,10),(9,2,7),(9,3,8),(9,4,5),(9,5,6),(10,0,10),
(10,1,9),(10,2,8),(10,3,7),(10,4,6),(10,5,5)}

```

Example 8.8. *Here, let $k = 2$. This (CGSuite version 1.1.1) program presents the list $\{(x, y, z) : x, y, z \in \mathbb{Z}_{\geq 0}, x \leq 10, y \leq 10, z \leq 10, y \leq \lfloor \frac{x+z}{k} \rfloor$, where (x, y, z) is a \mathcal{P} -position}. First, we open the code in (i) of Example 8.2. By typing the following command, we get the list $\{(x, y, z) : x, y, z \in \mathbb{Z}_{\geq 0}, x \leq 10, y \leq 10, z \leq 10, y \leq \lfloor \frac{x+z}{k} \rfloor$, where (x, y, z) is a \mathcal{P} -position}.*

By the following output, there seems to be no generic formula for \mathcal{P} -position.

```

x:=10;
z:=10;
y:=10;
k:=2;
setA:={};
for z1 from 0 to z do
for x1 from 0 to x do
for y1 from 0 to y.Min(((z1+x1)/k).Floor) do
if examples.Choco3D(x1,y1,z1,k).CanonicalForm==0 then
setA.Add([x1,y1,z1]);
end
end
end
end
Worksheet.Print(setA.ToString);

```


"[[0,0,0],[1,0,1],[1,1,2],[2,0,2],[2,1,1],[3,0,3],[3,1,4],[3,2,5],[3,3,6],[3,4,7],[3,5,8],[4,0,4],[4,1,3],[4,2,6],[4,3,5],[4,4,8],[4,5,7],[5,0,5],[5,1,6],[5,2,3],[5,3,4],[5,4,9],[5,5,10],[6,0,6],[6,1,5],[6,2,4],[6,3,3],[6,4,10],[6,5,9],[7,0,7],[7,1,8],[7,2,9],[7,3,10],[7,4,3],[7,5,4],[8,0,8],[8,1,7],[8,2,10],[8,3,9],[8,4,4],[8,5,3],[9,0,9],[9,1,10],[9,2,7],[9,3,8],[9,4,5],[9,5,6],[10,0,10],[10,1,9],[10,2,8],[10,3,7],[10,4,6],[10,5,5]]"

Figure 39: Result (4)

References

- [1] A.C. Robin, A poisoned chocolate problem, Problem corner, *The Mathematical Gazette*, **73**, (1989), 341-343. The answer for this problem can be found in **74**, (1990), 171-173.
- [2] C. L. Bouton, Nim, a game with a complete mathematical theory, *Annals of Mathematics*, **3(14)**, (1901), 35.
- [3] S. Nakamura, and R. Miyadera, Impartial Chocolate Bar Games, *Integers* **15**, (2015), Article G4.
- [4] M. Inoue, M. Fukui and R. Miyadera, Impartial Chocolate Bar Games with a Pass, *Integers* **16**, (2016), Article G5.
- [5] R. Miyadera, T. Inoue, W. Ogasa, and S. Nakamura, Chocolate Games that are Variants of Nim, Mathematics of Puzzles, *Journal of Information Processing*, **53(6)**, (2012), 1582-1591 (in Japanese).
- [6] D. Gale, A curious Nim-type game, *American Mathematical Monthly*, **81**, (1974), 876-879.
- [7] M.H. Albert, R.J. Nowakowski, and D. Wolfe, *Lessons In Play*, A K Peters/CRC Press, (2007).
- [8] A.N. Siegel, *Combinatorial Game Theory (Graduate Studies in Mathematics)*, American Mathematical Society, (2013).