

Probing the time structure of the quark-gluon plasma with top quarks

Liliana Apolinário,^{1,2} José Guilherme Milhano,^{1,2,3} Gavin P. Salam,^{3,*} and Carlos A. Salgado⁴

¹*LIP, Av. Prof. Gama Pinto, 2, P-1649-003 Lisboa, Portugal*

²*Instituto Superior Técnico (IST), Universidade de Lisboa, Av. Rovisco Pais 1, 1049-001, Lisbon, Portugal*

³*CERN, Theoretical Physics Department, CH-1211 Geneva 23, Switzerland*

⁴*Instituto Galego de Física de Altas Enerxías (IGFAE), Universidade de Santiago de Compostela, Galicia-Spain*

The tiny droplets of Quark Gluon Plasma (QGP) created in high-energy nuclear collisions experience fast expansion and cooling with a lifetime of a few fm/c. Despite the information provided by probes such as jet quenching and quarkonium suppression, and the excellent description by hydrodynamical models, direct access to the time evolution of the system remains elusive. We point out that the study of hadronically-decaying W bosons, notably in events with a top-antitop quark pair, can provide key novel insight, into the time structure of the QGP. This is because of a unique feature, namely a time delay between the moment of the collision and that when the W -boson decay products start interacting with the medium. Furthermore, the length of the time delay can be constrained by selecting specific reconstructed top-quark momenta. We carry out a Monte Carlo feasibility study and find that the LHC has the potential to bring first, limited information on the time structure of the QGP. Substantially increased LHC heavy-ion luminosities or future higher-energy colliders would open opportunities for more extensive studies.

The quark-gluon plasma (QGP), a state that characterised the first microseconds of the universe, is regularly produced and studied in ultrarelativistic heavy-ion collisions at both RHIC and the LHC. A range of complementary probes is used to study the QGP. These include properties that can be ascribed to hydrodynamic flow patterns, suppression of heavy-quark bound states, hadrochemistry of the final state, and modifications of the fragmentation of energetic partons that traverse the medium (see e.g. [1]). A property common to all these probes is that they are sensitive to the properties of the QGP integrated over its lifetime.

Hydrodynamic simulation codes [2] predict a strong time-dependence of the QGP's properties associated with its expansion and cooldown, which last about 10 fm/c at the LHC. It would be invaluable to develop a way of probing this time-dependence. The recent discovery (see e.g. [3, 4] and references therein) that high-multiplicity proton-proton (pp) and proton-nucleus (pA) collisions show signatures suggestive of collective effects, in systems with significantly smaller lifetimes than typical PbPb or AuAu collisions, is an additional motivation for devising a way of probing the time-structure of the QCD medium.

One powerful probe of the QGP is “jet quenching”, i.e. the study of modifications of jets that pass through the QGP (see e.g. Ref. [5]). In all hard processes used so far for this purpose, dijet, γ +jet or Z +jet production, the jets are produced *simultaneously* with the collision of the ions.

In this Letter, we point out that top-antitop ($t\bar{t}$) production offers a unique novel opportunity to study the quark-gluon plasma, in particular its time structure. This is because, at variance with all other jet measurements considered so far in the literature, the jets that come from the decay products of the W -boson start interacting with the medium only at *later* times, due to

a series of time delays.¹ At rest, top quarks decay with a lifetime of about $\tau_{top} \simeq 0.15$ fm/c and the W that is produced in the top-quark decay has a lifetime of about $\tau_W \simeq 0.09$ fm/c. When the W boson decays hadronically, the resulting colour-singlet quark-antiquark ($q\bar{q}$) pair is not immediately resolved by the medium [7]. Only after the q and \bar{q} have propagated and separated a certain distance do they start interacting independently with the medium. We call this delay a decoherence time, τ_d . Thus the jets that are produced in the $t \rightarrow b + W \rightarrow q\bar{q}$ decay chain do not see the full QGP, but only the part of the QGP that remains after the sum of decay and decoherence times. That sum of times is correlated to the momentum of the top quark, a feature that may be exploited given a sufficient number of events.

To carry out a first investigation of the potential of using top quarks for probing the time structure of the QGP, we proceed as follows. We take the average total delay time before the W decay products start interacting with the medium to be

$$\langle \tau_{\text{tot}} \rangle = \gamma_{t,\text{top}} \tau_{\text{top}} + \gamma_{t,W} \tau_W + \tau_d, \quad (1)$$

For the decay times, we use a transverse boost factor, $\gamma_{t,X} = (p_{t,X}^2/m_X^2 + 1)^{\frac{1}{2}}$, defined in terms of the mass m_X , and transverse momentum $p_{t,X}$ of particle X . The transverse component is the natural choice, because the frame in which the top-quark has no longitudinal momentum is also the one in which it is most natural to describe its interaction with the QGP, which is approximately longitudinally-invariant. We take the average de-

¹ In light of Ref. [6], similar measurements of the time structure of the QGP could be accessible with W +jet events. However, we will focus here on the $t\bar{t}$ avenue which we consider more promising (cf. the supplemental material).

coherence time to be [7]

$$\tau_d = \left(\frac{12}{\hat{q}\theta_{q\bar{q}}^2} \right)^{1/3}, \quad (2)$$

in natural units, $\hbar = c = 1$, and with $\theta_{q\bar{q}}$ the opening angle between the two decay products of the W , again in a longitudinal frame where the z component of W momentum is zero. The quantity \hat{q} is the transport coefficient of the medium (squared transverse momentum broadening per unit length, see e.g. [5]). While in practice it is expected to be a function of time, for our proof of principle illustration here, we take it to be constant, $\hat{q} = 4 \text{ GeV}^2/\text{fm}$ (conservatively taken larger than found in Refs. [8, 9]). To get an event-by-event estimate of the interaction start time, we will associate each component with a randomly distributed exponential distribution. With these choices, for inclusive top-quark production at the LHC with centre-of-mass energy (per nucleon pair) $\sqrt{s_{NN}} = 5.5 \text{ TeV}$, the average times are, $\langle \gamma_{t,\text{top}} \tau_{\text{top}} \rangle \simeq 0.18 \text{ fm}/c$, $\langle \gamma_{t,W} \tau_W \rangle \simeq 0.14 \text{ fm}/c$, and $\langle \tau_d \rangle \simeq 0.34 \text{ fm}/c$, with dispersions that are comparable. The $1/3$ power in Eq. (2), means that $\langle \tau_d \rangle$ is only weakly dependent on the value of \hat{q} .

To probe jet quenching and its time dependence in $t\bar{t}$ production, we here suggest measuring the invariant mass m_{jj} of the dijet system that is produced from hadronic W decays. In pp events, m_{jj} is closely related to the W mass, modulo final-state-radiation (FSR) effects. The difference in reconstructed m_{jj} in central ion-ion (AA) collisions as compared to pp will be our measure of jet quenching.

To evaluate the potential of such a study we examine semi-muonic $t\bar{t}$ events, i.e. where one top decays to $bW (W \rightarrow \mu\nu)$, while the other decays hadronically to $bW (W \rightarrow jj)$. In pA collisions it has been demonstrated that it is possible to tag this class of events with essentially no background [10] as long as two b -tags are required, and so we only consider signal events.

For a quantitative analysis, we use events from the ‘‘h v q’’ (heavy-quark) process [11] in revision 3180 of the POWHEGbox [12] generator, which simulates top-quark production to next-to-leading (NLO) accuracy in the strong coupling constant. We use it with the PDF4LHC15_nlo_30 PDF set [13], and shower events with Pythia 8.223 [14, 15], tune 4C [16]. Our final results will be based on events at hadron level, without underlying event. The number of events that we can expect for an integrated luminosity \mathcal{L}_{AA} of AA collisions is $n(f) \simeq \mathcal{L}_{AA} \sigma_{pp}^{(t\bar{t})} A^2 c(f)$ where $\sigma_{pp}^{(t\bar{t})}$ is the pp cross section for $t\bar{t}$ production and A is the atomic mass of the ions being collided (see also Ref. [17]). The $c(f)$ factor accounts for the centrality range f . We will concentrate on $f = 0\text{--}10\%$, and so use $c(0\text{--}10\%) \simeq 0.42$ [18].

To keep the analysis and simulation relatively simple, we choose not to embed events in a heavy-ion medium.

Instead we introduce a single factor to mimic the combination of all sources of fluctuations: those from the embedding and medium-subtraction procedure, from finite detector resolution and also from jet quenching dynamics. Specifically, we rescale the momentum of each particle i by a factor $(1 + r\sigma_{p_t}/\sqrt{p_{t,i}} + 1 \text{ GeV})$ where r is a Gaussian-distributed random number (different for each particle) with a standard deviation of 1; σ_{p_t} is taken to be $1.5 \text{ GeV}^{1/2}$. This leads to an effective relative jet energy resolution of about $1.5 \text{ GeV}^{1/2}/\sqrt{p_t}$ for high- p_t jets, or about 15% for $p_t = 100 \text{ GeV}$, consistent with Ref. [19].

To simulate baseline full quenching in 0–10% central PbPb systems, we apply a constant energy loss rescaling factor $\mathcal{Q}_0 = 0.85$ to all particle momenta, which is consistent with observations in γ/Z +jets measurements performed by ATLAS and CMS [20, 21]. Recall that the fluctuations associated with quenching are included in our single global fluctuation factor. A more sophisticated analysis would be possible, but is perhaps best carried out in the context of a full experimental study.

To account for dependence of the quenching on the time τ_{tot} at which the W decay products start to interact with the medium, all particles from the W decay are scaled by a factor $\mathcal{Q}(\tau_{\text{tot}})$ rather than \mathcal{Q}_0 . We will return to the exact form of $\mathcal{Q}(\tau_{\text{tot}})$ below.

To tag potential $t\bar{t}$ events, we require the presence of a muon, two b -tagged jets and at least two non- b -tagged jets. The muon should have $p_t > 25 \text{ GeV}$ and rapidity $|y| < 2.5$. Jets are obtained using the anti- k_t jet algorithm [22] with radius $R = 0.3$ and subsequent partial declustering [23, 24] with the k_t algorithm [25, 26], all performed within FastJet v3.2.1 [27]. A selection requirement of $p_t > 30 \text{ GeV}$ and $|y| < 2.5$ is applied to the anti- k_t jets. We assume a b -tagging efficiency of $\epsilon_b = 70\%$ per b , as obtained in pPb events in [10] and anticipating the expected improvements in b -tagging in high-multiplicity environments from HL-LHC detector upgrades [28, 29]. We also assume that fake b -tags do not introduce any substantial background.

Our W and top-quark reconstruction procedure is inspired by the pseudo-top definition of Refs. [30, 31], adapted to be more resilient to the presence of additional jets from initial-state radiation (ISR) and at the same time robust with respect to effects of quenching on the energy scales of W and top candidates. The use of $R = 0.3$ anti- k_t clustering and then k_t declustering to obtain the input jets helps ensure adequate performance across a broad range of top-quark transverse boosts (similar in spirit though different in its details to Ref. [32]). The full procedure is detailed in the supplemental material.

For each event that satisfies the reconstruction requirements, we consider two observables: m_W^{reco} , the mass of the reconstructed hadronic W -boson candidate and $p_{t,\text{top}}^{\text{reco}}$, the p_t of the corresponding top candidate. The

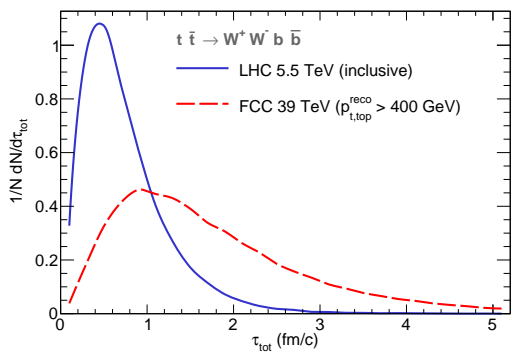


FIG. 1. Distribution of τ_{tot} for events that pass all reconstruction cuts and have a top-quark candidate (independently of the reconstructed top-quark and W -boson masses).

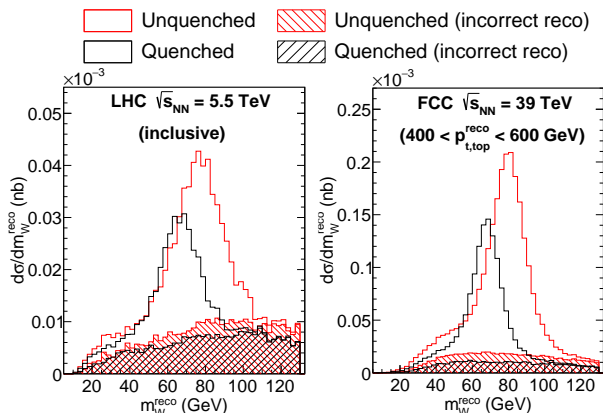


FIG. 2. Differential fiducial proton-proton $t\bar{t}$ reconstruction cross section as a function of m_W^{reco} at the LHC and FCC.

former will provide our measure of quenching (and was once before studied for this purpose [33]). The latter can be translated to an average τ_{tot} and for 200 GeV $\lesssim p_{t,\text{top}}^{\text{reco}} \lesssim 1$ TeV the relation reads (see figure 6 in the supplemental material)

$$\langle \tau_{\text{tot}} \rangle (p_{t,\text{top}}^{\text{reco}}) \simeq (0.37 + 0.0022 p_{t,\text{top}}^{\text{reco}} / \text{GeV}) \text{ fm}/c. \quad (3)$$

The distribution of τ_{tot} values is given in Fig. 1 for the LHC $\sqrt{s_{NN}} = 5.5$ TeV, inclusively over $p_{t,\text{top}}^{\text{reco}}$, and for a future-circular-collider (FCC) with $\sqrt{s_{NN}} = 39$ TeV, considering events with $p_{t,\text{top}}^{\text{reco}} > 400$ GeV. Note the long tails in both cases, which will contribute sensitivity to times substantially beyond $\langle \tau_{\text{tot}} \rangle$.

Fig. 2 shows the distribution of m_W^{reco} , again for the LHC and FCC, with a $p_{t,\text{top}}^{\text{reco}}$ cut in the latter case. Results are shown with baseline full quenching for all particles and without quenching (the latter being equivalent to pp events embedded in heavy-ion events to account for the effect of the underlying event). One sees clear W -mass peaks, superposed on a continuum associated with events where the W decay jets have not been correctly identified. The continuum is significantly reduced

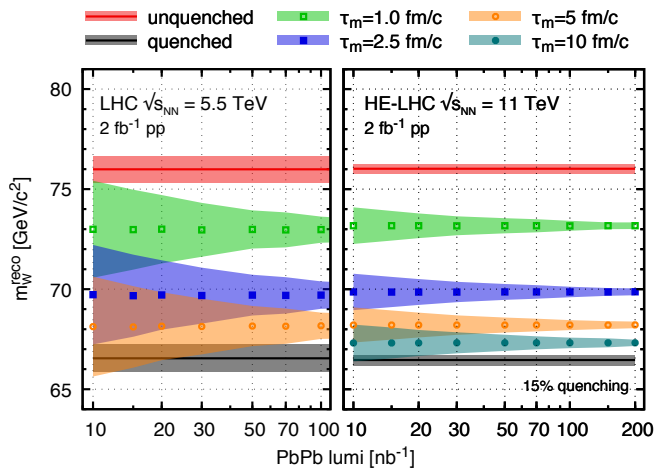


FIG. 3. The average (points) and standard deviation (width of band) for m_W^{reco} across many pseudo-experiments, as a function of luminosity for an inclusive sample of $t\bar{t}$ events, as a function of the integrated PbPb luminosity at the LHC (left) and the HE-LHC (right).

at high $p_{t,\text{top}}^{\text{reco}}$. The W peaks in the quenched case are shifted to the left, and the extent of the shift provides an experimental measure of the quenching. The peaks are also lower in the quenched case, reflecting the smaller fractions of events that pass the reconstruction (and, for FCC, $p_{t,\text{top}}^{\text{reco}}$) cuts.

To estimate the sensitivity of top-quark measurements to the time-dependence of quenching in the medium, we consider a toy model in which the quenching is proportional to the time between the moment when the W decay products decohere, τ_{tot} , and a moment when the medium quenching effect stops being active, τ_m . This gives a τ_{tot} -dependent quenching factor $\mathcal{Q}(\tau_{\text{tot}})$ for the W decay products of

$$\mathcal{Q}(\tau_{\text{tot}}) = 1 + (\mathcal{Q}_0 - 1) \frac{\tau_m - \tau_{\text{tot}}}{\tau_m} \Theta(\tau_m - \tau_{\text{tot}}). \quad (4)$$

Recall that all other hadronic particles undergo quenching with the factor \mathcal{Q}_0 .

For each choice of τ_m we obtain a m_W^{reco} histogram as in Fig. 2. We carry out a binned likelihood fit for the histogram and the background of incorrectly reconstructed W 's using the functional form

$$N(m) = a \exp \left[-\frac{(m - m_W^{\text{fit}})^2}{2\sigma^2} \right] + b + cm, \quad (5)$$

which yields good fits. The free parameters a , b , c , σ and m_W^{fit} are constrained to sensible ranges so as to increase the stability of the fit in low statistics samples.

Fig. 3 shows the results for m_W^{fit} . They are plotted as bands for different τ_m values, as a function of the PbPb integrated luminosity, $\mathcal{L}_{\text{PbPb}}$. The width of each band represents the standard deviation of m_W^{fit} values that we

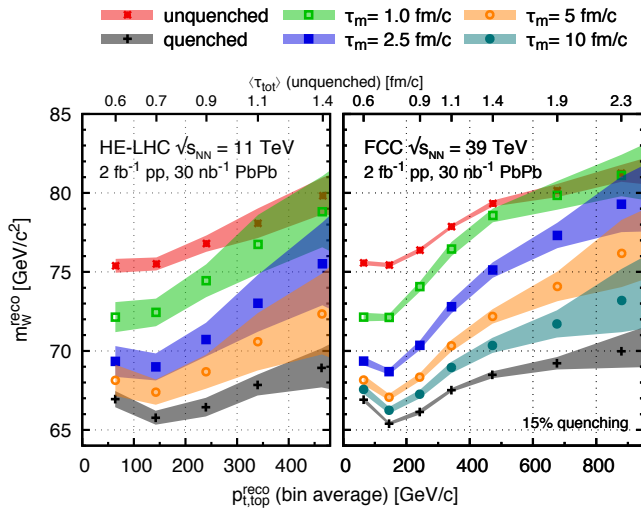


FIG. 4. Dependence of the reconstructed W mass on the reconstructed top p_t for HE-LHC (left) and FCC (right) collisions. The quenched result corresponds to baseline full modification of the pp results, which would in practice be obtained using knowledge of quenching from other measurements.

obtain when we carry out fits for a large number of replica pseudo-experiments. Two of the bands are independent of the PbPb luminosity: the top, unquenched band, corresponds to the result that would be obtained by embedding 2 fb^{-1} of pp (unquenched) data into minimum-bias PbPb events. The bottom band is obtained by a similar procedure, but with the pp jets' particles simply scaled down by the quenching factor Q_0 , i.e. by the quenching factor that would be expected if the W decay products were present and started interacting from time 0. In a real experiment, the corresponding scaling factor could be obtained by measuring quenching in another quark-jet dominated process (e.g. with γ +jet or Z +jet balance), as a function of the jet p_t .

For short values of the effective medium lifetime, τ_m , the m_W^{fit} result is close to the unquenched result. This reflects the fact that the W decay products start interacting only towards the end of the medium lifetime. For larger values of τ_m they instead still see most of the medium duration, and most of the quenching. A very short-lived medium, $\tau_m = 1 \text{ fm}/c$, could be distinguished from the full quenching baseline at the LHC with its currently approved $\mathcal{L}_{\text{PbPb}} = 10 \text{ nb}^{-1}$. However, to distinguish larger values of τ_m would require either higher luminosities or higher energies. This is illustrated in the right-hand plot of Fig. 3 for a future HE-LHC ($\sqrt{s_{NN}} = 11 \text{ TeV}$), where the $t\bar{t}$ cross section is 6 times larger.

At higher-energies it becomes advantageous to explore the $p_{t,\text{top}}^{\text{reco}}$ dependence of m_W^{fit} , illustrated in Fig. 4 for the HE-LHC and the FCC ($\sqrt{s_{NN}} = 39 \text{ TeV}$). For each bin of $p_{t,\text{top}}^{\text{reco}}$, the upper axis shows the corresponding average τ_{tot} . For a given band of τ_m , when $p_{t,\text{top}}^{\text{reco}}$ is large

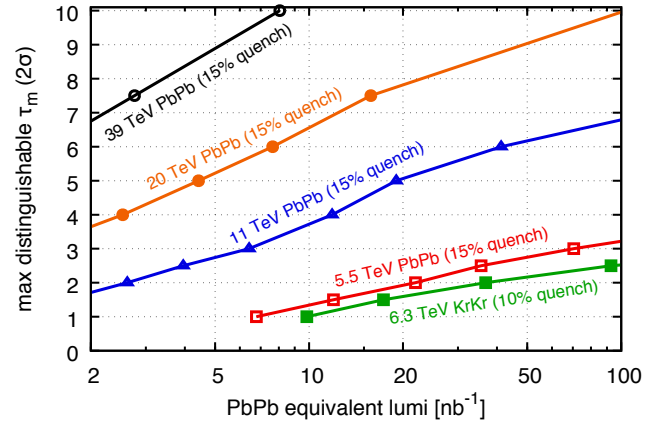


FIG. 5. The maximum medium quenching end-time, τ_m , that can be distinguished from full quenching with two standard deviations, as a function of luminosity for different collider energies and species. For the KrKr points, the \mathcal{L}_{KrKr} value that is used is equal to $\mathcal{L}_{\text{PbPb}} \cdot (A_{\text{Pb}}/A_{\text{Kr}})^2$, i.e. maintaining an equal number of nucleon-nucleon collisions.

enough so that $\langle \tau_{\text{tot}} \rangle \gtrsim \tau_m$, the band merges with the unquenched expectation. Thus the shape of the $p_{t,\text{top}}^{\text{reco}}$ dependence gives powerful information on the medium time-structure.²

Fig. 5 shows our estimate of the maximum τ_m that can be distinguished at two standard deviations from the baseline full quenched result, for different colliders as a function of $\mathcal{L}_{\text{PbPb}}$. The number of standard deviations takes into account the statistical uncertainty of m_W^{fit} , for both the actual heavy-ion data and a reference sample as well as an additional 1% systematic uncertainty (see supplemental material and Refs. [20, 34]). The reference sample is obtained using the same procedure as for the bottom bands in Figs. 3 and 4, i.e. using 2 fb^{-1} of pp events with a rescaling of particle momenta by a factor Q_0 and inclusion of underlying-event fluctuations.

For each collider luminosity and energy the results are obtained by choosing a $p_{t,\text{top}}^{\text{reco}}$ cut so as to maximise the significance. We have verified that if we increase the fluctuations, σ_{p_t} , the required luminosity scales as $\sigma_{p_t}^2$, in line with expectations.

Lighter ions such as Kr are potentially promising, despite their smaller quenching effects [35], because of the potential for order-of-magnitude higher effective integrated nucleon-nucleon luminosities [36, 37]. They are discussed further in the supplemental material.

To conclude, in this work we have shown that the study of top quarks and their decays has a unique potential to

² The unquenched and baseline-quenched bands also have a $p_{t,\text{top}}^{\text{reco}}$ dependence, induced by the underlying jet and muon p_t cuts, as well as different amounts of final-state radiation outside the $R = 0.3$ jet as a function of $p_{t,\text{top}}^{\text{reco}}$.

resolve the time dimension in jet-quenching studies of the QGP. To benefit from this potential requires a sufficiently large sample of top quarks, in particular to enhance event rates on the high- p_t tail, which gives the sensitivity to the longer timescales. At the LHC, with currently planned luminosity, such a programme could begin. With higher energy colliders or a significantly increased luminosity at the LHC (whether from longer running or lighter ion species), there would be substantial prospects for using jet quenching to study the evolution of the QGP over the first few fm/c. Overall, our results provide a strong motivation for a programme of experimental studies of top-quark production in heavy-ion collisions.

Acknowledgements: We are grateful to John Jowett for bringing to our attention the potential for higher nucleon-nucleon luminosities with ions lighter than Pb and to Detlef Küchler for information on possible ion species in the LHC. We would also like to thank Andrea Giammanco for exchanges regarding pseudotop definitions, Phil Harris for discussions concerning the use of W +jet events and Roberto Franceschini for a comment on the manuscript. This work was supported in part by the Fundação para a Ciência e Tecnologia (Portugal) under contracts CERN/FIS-NUC/0049/2015 (LA and JGM), Investigador FCT - Development Grant IF/00563/2012 (JGM) and SFRH/BPD/103196/2014 (LA); and by European Research Council grant HotLHC ERC-2011-StG-279579, by Ministerio de Ciencia e Innovacion of Spain under project FPA2014-58293-C2-1-P and Maria de Maetzu Unit of Excellence MDM-2016-0692, by Xunta de Galicia AGRUP2015/11 (CAS).

* On leave from CNRS, UMR 7589, LPTHE, F-75005, Paris, France

- [1] N. Armesto and E. Scapparini, *Eur. Phys. J. Plus* **131**, 52 (2016), arXiv:1511.02151 [nucl-ex].
- [2] C. Gale, S. Jeon, and B. Schenke, *Int. J. Mod. Phys. A* **28**, 1340011 (2013), arXiv:1301.5893 [nucl-th].
- [3] C. Loizides, *Proceedings, 25th International Conference on Ultra-Relativistic Nucleus-Nucleus Collisions (Quark Matter 2015): Kobe, Japan, September 27-October 3, 2015*, *Nucl. Phys. A* **956**, 200 (2016), arXiv:1602.09138 [nucl-ex].
- [4] C. A. Salgado and J. P. Wessels, *Ann. Rev. Nucl. Part. Sci.* **66**, 449 (2016).
- [5] Y. Mehtar-Tani, J. G. Milhano, and K. Tywoniuk, *Int. J. Mod. Phys. A* **28**, 1340013 (2013), arXiv:1302.2579 [hep-ph].
- [6] A. M. Sirunyan *et al.* (CMS), *Phys. Rev. Lett.* **119**, 111802 (2017), arXiv:1705.10532 [hep-ex].
- [7] J. Casalderrey-Solana, Y. Mehtar-Tani, C. A. Salgado, and K. Tywoniuk, *Phys. Lett. B* **725**, 357 (2013), arXiv:1210.7765 [hep-ph].
- [8] K. M. Burke *et al.* (JET), *Phys. Rev. C* **90**, 014909 (2014), arXiv:1312.5003 [nucl-th].
- [9] C. Andres, N. Armesto, M. Luzum, C. A. Salgado, and P. Zurita, *Eur. Phys. J. C* **76**, 475 (2016), arXiv:1606.04837 [hep-ph].
- [10] A. M. Sirunyan *et al.* (CMS), (2017), arXiv:1709.07411 [nucl-ex].
- [11] S. Frixione, P. Nason, and G. Ridolfi, *JHEP* **09**, 126 (2007), arXiv:0707.3088 [hep-ph].
- [12] S. Alioli, P. Nason, C. Oleari, and E. Re, *JHEP* **06**, 043 (2010), arXiv:1002.2581 [hep-ph].
- [13] J. Butterworth *et al.*, *J. Phys. G* **43**, 023001 (2016), arXiv:1510.03865 [hep-ph].
- [14] T. Sjostrand, S. Mrenna, and P. Z. Skands, *JHEP* **05**, 026 (2006), arXiv:hep-ph/0603175 [hep-ph].
- [15] T. Sjostrand, S. Mrenna, and P. Z. Skands, *Comput. Phys. Commun.* **178**, 852 (2008), arXiv:0710.3820 [hep-ph].
- [16] R. Corke and T. Sjostrand, *JHEP* **03**, 032 (2011), arXiv:1011.1759 [hep-ph].
- [17] D. d'Enterria, K. Krajczár, and H. Paukkunen, *Phys. Lett. B* **746**, 64 (2015), arXiv:1501.05879 [hep-ph].
- [18] C. Loizides, J. Kamin, and D. d'Enterria, (2017), arXiv:1710.07098 [nucl-ex].
- [19] A. M. Sirunyan *et al.* (CMS), (2017), arXiv:1702.01060 [nucl-ex].
- [20] ATLAS collaboration, *Study of photon-jet momentum correlations in Pb+Pb and pp collisions at $\sqrt{s_{NN}} = 5.02$ TeV with ATLAS*, Tech. Rep. ATLAS-CONF-2016-110 (CERN, Geneva, 2016).
- [21] CMS Collaboration, *Study of Z+jet correlations in PbPb and pp collisions at $\sqrt{s_{NN}} = 5.02$ TeV*, Tech. Rep. CMS-PAS-HIN-15-013 (CERN, Geneva, 2016).
- [22] M. Cacciari, G. P. Salam, and G. Soyez, *JHEP* **04**, 063 (2008), arXiv:0802.1189 [hep-ph].
- [23] M. H. Seymour, *Z. Phys. C* **62**, 127 (1994).
- [24] J. M. Butterworth, B. E. Cox, and J. R. Forshaw, *Phys. Rev. D* **65**, 096014 (2002), arXiv:hep-ph/0201098 [hep-ph].
- [25] S. Catani, Y. L. Dokshitzer, M. H. Seymour, and B. R. Webber, *Nucl. Phys. B* **406**, 187 (1993).
- [26] S. D. Ellis and D. E. Soper, *Phys. Rev. D* **48**, 3160 (1993), arXiv:hep-ph/9305266 [hep-ph].
- [27] M. Cacciari, G. P. Salam, and G. Soyez, *Eur. Phys. J. C* **72**, 1896 (2012), arXiv:1111.6097 [hep-ph].
- [28] ATLAS Collaboration, *ATLAS Phase-II Upgrade Scoping Document*, Tech. Rep. CERN-LHCC-2015-020. LHCC-G-166 (CERN, Geneva, 2015).
- [29] CMS Collaboration, *Technical Proposal for the Phase-II Upgrade of the CMS Detector*, Tech. Rep. CERN-LHCC-2015-010. LHCC-P-008. CMS-TDR-15-02 (Geneva, 2015).
- [30] G. Aad *et al.* (ATLAS), *JHEP* **06**, 100 (2015), arXiv:1502.05923 [hep-ex].
- [31] CMS Collaboration, *Object definitions for top quark analyses at the particle level*, Tech. Rep. CERN-CMS-NOTE-2017-004 (CERN, Geneva, 2017).
- [32] M. Gouzevitch, A. Oliveira, J. Rojo, R. Rosenfeld, G. P. Salam, and V. Sanz, *JHEP* **07**, 148 (2013), arXiv:1303.6636 [hep-ph].
- [33] L. Bhattacharya, K. Ghosh, and K. Huitu, (2012), arXiv:1210.0116 [hep-ph].
- [34] CMS Collaboration, *Projected Heavy Ion Physics Performance at the High Luminosity LHC Era with the CMS Detector*, Tech. Rep. CMS-PAS-FTR-17-002 (CERN, Geneva, 2017).
- [35] B. I. Abelev *et al.* (STAR), *Phys. Rev. C* **81**, 054907

- (2010), arXiv:0911.3130 [nucl-ex].
- [36] J. M. Jowett, “Colliding heavy ions beyond run 2,” (2017), talk at Workshop on the physics of HL-LHC, and perspectives at HE-LHC.
- [37] R. Bruce, J. M. Jowett, S. Gilardoni, A. Drees, W. Fischer, S. Tepikian, and S. R. Klein, Phys. Rev. Lett. **99**, 144801 (2007), arXiv:0706.2292 [physics.acc-ph].
- [38] A. Dainese *et al.*, (2016), arXiv:1605.01389 [hep-ph].
- [39] N.-B. Chang *et al.*, Sci. China Phys. Mech. Astron. **59**, 621001 (2016), arXiv:1510.05754 [nucl-th].

SUPPLEMENTAL MATERIAL

Using W +jet events

One question that one might ask is whether one could use W +jet events rather than $t\bar{t}$ events given that such events have two of the sources of time delay: the W decay and decoherence times. It is especially natural to ask this question in light of the clear hadronic W peak observed recently for high- p_t W +jet events by the CMS collaboration [6]. However, we argue here that measuring $t\bar{t}$ looks more promising.

For $\sqrt{s} = 5.5$ TeV, the cross section for the W +jet process with a p_t cut of ~ 100 GeV is comparable to the total $t\bar{t}$ cross section. In the case of semi-leptonic $t\bar{t}$ events, the 2 b quarks, lepton and (potentially) missing transverse momentum provide powerful scope for tagging, albeit with a substantial price to pay in terms of efficiency for the identification of all the decay products.

In the case of hadronic W +jet events there is a huge hadronic background. So far it has been possible to reduce this background sufficiently to clearly see a W (and Z) mass peak only at p_t 's of several hundred GeV and with a W tagging procedure that has moderate efficiency, of the order of 10%. This tagging procedure relies strongly on the pattern of radiation from the W decay products. Any attempt to use similar methods for W tagging in heavy-ion collisions would have the drawback that they could bias the reconstructed mass, for example by selecting W events which do not have additional medium-induced radiation. The availability of tagging handles that are independent of the hadronic W in $t\bar{t}$ events thus makes the $t\bar{t}$ process more attractive.

Top reconstruction procedure

Our reconstruction procedure requires as its starting point a muon, two b -tagged jets and at least two non b -tagged jets. Experimentally there would also be muon-isolation and possibly missing-energy requirements, however these are not straightforward to simulate correctly in heavy-ion collisions and we believe that neglecting them here should not critically change the results.

One particularity of the reconstruction procedure is how we obtain the input jets. Firstly, we cluster all particles except the muon (and any neutrinos) with the anti- k_t jet finder [22] (from FastJet v3.2.1 [27]) with a radius of $R = 0.3$. Only jets with $p_t > 30$ GeV and $|y| < 2.5$ are accepted at this stage. For each anti- k_t jet, its constituents are then reclustered with the exclusive longitudinally-invariant k_t algorithm [25, 26] with $R = 1$ and $d_{\text{cut}} = (20 \text{ GeV})^2$. For low p_t anti- k_t jets this procedure usually yields just a jet that is identical in particle content to the original anti- k_t jet. However for high p_t anti- k_t jets it can yield multiple exclusive k_t jets,

notably associated with the substructure of boosted top quarks and W bosons. This procedure is similar to the declustering approach of Ref. [23] and to the Y -splitter algorithm of Ref. [24], but applied to small- R jets rather than large- R jets. It is intended to provide the inputs for a top-reconstruction approach that works at both low and high top-quark transverse boosts. It is thus similar in its aims to the (technically different) procedure of Ref. [32].

Given the muon, two b -tagged jets and at least two non b -tagged jets obtained in this way, we use a procedure to identify the W and top-quark candidates that is in part inspired by the pseudo-top definition of Refs. [30, 31]. The b -jet that has the smallest distance to the muon is taken to come from the leptonically decaying top (b_ℓ , as opposed to b_h). The distance that is used is $\Delta R_{b\mu}^2 = (y_b - y_\mu)^2 + (\phi_b - \phi_\mu)^2$, where y_i and ϕ_i are the rapidity and azimuthal angle of particle i .

To reconstruct the hadronically decaying W the standard pseudo-top approach is to consider the two highest- p_t non b -tagged jets. However we found that this yielded poor reconstruction for high p_t top quarks, because quite often one of the two highest- p_t non b -tagged jets comes from initial state radiation. In full PbPb events this problem might be further exacerbated by jets from other nucleon-nucleon interactions.

A widespread alternative approach (e.g. Ref. [31]) is to select and assign jets so as to minimise a suitable kinematic fit variable. This corresponds to choosing the subset of jets that is most consistent with the known W and top masses. However, there is tendency for such a procedure to induce a peak around m_W and m_{top} in the mass distributions of incorrectly reconstructed W bosons and top quarks. This complicates fits for the mass distribution of correctly reconstructed (potentially quenched) W candidates.

Ultimately the procedure that we adopted to identify the hadronic W -decay jets was to consider all pairs (j, k) of non b -tagged jets that satisfy $m_{jk} < 130$ GeV and $m_{jkb_h} < 250$ GeV and select the pair with the largest $p_{t,j} + p_{t,k}$. This pair is considered to be the reconstructed hadronically decaying W boson candidate, with mass $m_W^{\text{reco}} \equiv m_{jk}$. The reconstructed top-quark candidate is the combination of the W candidate with the b_h jet and its transverse momentum is denoted as $p_{t,\text{top}}^{\text{reco}} \equiv p_{t,jkb_j}$. If no pair is found satisfying the above m_{jk} and m_{jkb_h} mass conditions, the reconstruction is deemed to have failed and the event is discarded. From Fig. 2, one sees that the mass distribution of incorrectly reconstructed W 's is free of substantial shaping.

Our procedure, while adequate for the study of scenarios ranging from the LHC to FCC, has not been the subject of extensive optimisation. We believe that such an optimisation is better performed in the context of a

more detailed study that includes also full consideration of all heavy-ion effects at a given specific collider.

Contributions to the average total delay time, $\langle\tau_{\text{tot}}\rangle$

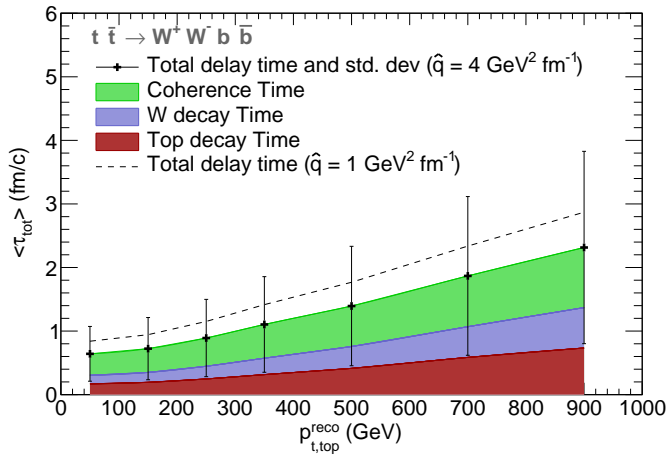


FIG. 6. Total delay time and its standard deviation (markers and corresponding error bars), as given by Eq. (1), for $\hat{q} = 4\text{GeV}^2/\text{fm}$. The average contribution of each component is shown as coloured stacked bands (see legend). For comparison, the total delay time for $\hat{q} = 1 \text{ GeV}^2/\text{fm}$ is shown as a dashed line.

The result of Eq. (1) is shown as a function of the reconstructed top jet transverse momentum in Fig. 6, broken into its three components, represented as stacked bands. The range of p_t 's shown is guided by expectations as to what will be accessible at widely discussed scenarios of potential future colliders [38, 39]. The dispersion $\sigma_{\tau_{\text{tot}}}$ of the sum of the three components is also represented in Fig. 6, as vertical black lines. To illustrate the weak dependence of $\langle\tau_{\text{tot}}\rangle$ on the value of \hat{q} , the average total delay time assuming a $\hat{q} = 1 \text{ GeV}^2/\text{fm}$ (rather than $\hat{q} = 4 \text{ GeV}^2/\text{fm}$) is shown as a dashed line. The larger result for τ_{tot} would translate to a larger reach in τ_m values for a given collider setup.

Control of the jet energy scale

To be able to identify the time-induced difference between quenching of W jets in $t\bar{t}$ events from full quenching, it is crucial to have a reliable estimate of the expected reconstructed W mass were quenching of the W jets to be unaffected by coherence delays and the W lifetime.

The procedure that we envisage for this purpose is to use measurements of the Z -jet and γ -jet balance in events with cleanly identified (leptonic) Z bosons and photons to determine the expectations for full quenching and to then apply that determination to embedded $t\bar{t}$ events.

To estimate the potential precision of such an approach, we examined how well the average $x_{jZ} = p_{tj}/p_{tZ}$ ratio could be determined at the HL-LHC. Ref. [34] from CMS gives a projection for the uncertainties on the x_{jZ} distribution with $\mathcal{L}_{\text{PbPb}} = 10 \text{ nb}^{-1}$. We took that distribution and created replica distributions by fluctuating each bin with a Gaussian uncertainty set by the projection. We then evaluated the standard deviation of the $\langle x_{jZ} \rangle$ values across many replicas. The result for the standard deviation was 1.2%. This guides our choice of 1% for the systematic uncertainty on the impact of standard quenching for the purpose of producing Fig. 5.

We also note that Ref. [20] from ATLAS, shows a 1% uncertainty (blue lines, bottom panel of Fig.3) for the cross-calibration uncertainty between PbPb and pp collisions. One should keep in mind that other jet-energy scale uncertainties that are common to the pp and PbPb cases should largely cancel when considering the difference between embedded pp results and PbPb data (and it is precisely this difference that interests us).

Lighter ions

Following the recent successful XeXe machine-development run at the LHC, the prospect has been raised [36] that with ions lighter than Pb it might be possible to achieve effective nucleon-nucleon luminosities (i.e. total number of hard collisions) that are up to an order of magnitude larger than for PbPb, in part because of the reduction of effects such as bound-free pair production [37]. Generically, higher luminosities would bring substantially increased sensitivity to the longer time structure of the QGP medium.

Aside from luminosity considerations, smaller ion species have both an advantage and a disadvantage. The advantage is that the intrinsic time scales associated with the smaller, cooler QGP might be shorter than for PbPb and so more accessible with top-quark probes. However a smaller, cooler QGP is also likely to result in less quenching. It is for the purpose of illustrating the tradeoffs associated with lighter species that in Fig. 5 we show a curve labelled KrKr. It uses a quenching of 10% rather than 15%, in line with observations in CuCu [35] that are consistent with quenching that goes as $A^{1/3}$, where A is the nuclear mass. The reduced quenching means that the equivalent of Fig. 3 for KrKr would have the bands more closely spaced. Accordingly one needs to go to higher luminosities in order to distinguish any two given time scenarios. At low luminosities the extra factor is relatively limited, about 1.5, while at higher luminosities it increases to about 3. Note that at higher luminosities the systematic and pp statistical uncertainties on the expected standard quenching results start to dominate, since we have taken them to be independent of the PbPb equivalent luminosity.