

Embedding simply connected 2-complexes in 3-space II. Rotation systems

Johannes Carmesin
University of Birmingham

September 5, 2019

Abstract

We prove that 2-dimensional simplicial complexes whose first homology group is trivial have topological embeddings in 3-space if and only if there are embeddings of their link graphs in the plane that are compatible at the edges and they are simply connected.

1 Introduction

This is the second paper in a series of five papers. In the first paper [3] of this series we give an overview about this series as a whole. In this paper we give combinatorial characterisations for when certain simplicial complexes embed in 3-space. This completes the proof of a 3-dimensional analogue of Kuratowski's characterisation of planarity for graphs, started in [3].

A (2-dimensional) simplicial complex has a topological embedding in 3-space if and only if it has a piece-wise linear embedding if and only if it has a differential embedding [1, 6, 11].¹ Perelman proved that every compact simply connected 3-dimensional manifold is isomorphic to the 3-sphere \mathbb{S}^3 [13, 14, 15]. In this paper we use Perelman's theorem to prove a combinatorial characterisation of which simply connected simplicial complexes can be topologically embedded into \mathbb{S}^3 as follows.

The *link graph* at a vertex v of a simplicial complex is the graph whose vertices are the edges incident with v and whose edges are the faces incident

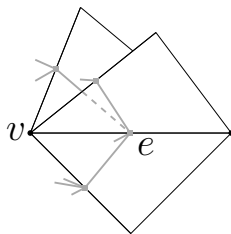


Figure 1: The link graph at the vertex v is indicated in grey. The edge e projects down to a vertex in the link graph. The faces incident with e project down to edges.

with v and the incidence relation is as in C , see Figure 1. Roughly, a *planar rotation system* of a simplicial complex C consists of cyclic orientations $\sigma(e)$ of the faces incident with each edge e of C such that there are embeddings in the plane of the link graphs such that at vertices e the cyclic orientations of the incident edges agree with the cyclic orientations $\sigma(e)$. It is easy to see that if a simplicial complex C has a topological embedding into some oriented 3-dimensional manifold, then it has a planar rotation system. Conversely, for simply connected simplicial complexes the existence of planar rotation systems is enough to characterise embeddability into \mathbb{S}^3 :

Theorem 1.1. *Let C be a simply connected simplicial complex. Then C has a topological embedding into \mathbb{S}^3 if and only if C has a planar rotation system.*

A related result has been proved by Skopenkov [16]. The main result of this paper is the following extension of Theorem 1.1.

Theorem 1.2. *Let C be a simplicial complex such that the first homology group $H_1(C, \mathbb{F}_p)$ is trivial for some prime p . Then C has a topological embedding into \mathbb{S}^3 if and only if C is simply connected and it has a planar rotation system.*

This implies characterisations of topological embeddability into \mathbb{S}^3 for the classes of simplicial complexes with abelian fundamental group and simplicial complexes in general, see Section 7 for details.

The paper is organised as follows. After reviewing some elementary definitions in Section 2, in Section 3, we introduce rotation systems, related

¹However this is not equivalent to having a linear embedding, see [2], and [8] for further references.

concepts and prove basic properties of them. In Sections 4 and 5 we prove Theorem 1.1. The proof of Theorem 1.2 in Section 6 makes use of Theorem 1.1. Further extensions are derived in Section 7. In Section 8 we discuss how one could characterise embeddability of 2-complexes in general 3-manifolds combinatorially.

2 Basic definitions

In this short section we recall some elementary definitions that are important for this paper.

A *closed trail* in a graph is a cyclically ordered sequence $(e_n | n \in \mathbb{Z}_k)$ of distinct edges e_n such that the starting vertex of e_n is equal to the endvertex of e_{n-1} . An (abstract) (2-dimensional) *complex* is a graph² G together with a family of closed trails in G , called the *faces* of the complex. We denote complexes C by triples $C = (V, E, F)$, where V is the set of *vertices*, E the set of *edges* and F the set of faces. We assume furthermore that every vertex of a complex is incident with an edge and every edge is incident with a face. The *1-skeleton* of a complex $C = (V, E, F)$ is the graph (V, E) . A *directed* complex is a complex together with a choice of direction at each of its edges and a choice of orientation at each of its faces. For an edge e , we denote the direction chosen at e by \vec{e} . For a face f , we denote the orientation chosen at f by \vec{f} .

Examples of complexes are (abstract) (2-dimensional) simplicial complexes. In this paper all simplicial complexes are directed – although we will not always say it explicitly. A (*topological*) *embedding* of a simplicial complex C into a topological space X is an injective continuous map from (the geometric realisation of) C into X . In our notation we suppress the embedding map and for example write ‘ $\mathbb{S}^3 \setminus C$ ’ for the topological space obtained from \mathbb{S}^3 by removing all points in the image of the embedding of C .

In this paper, a *surface* is a compact 2-dimensional manifold (without boundary)³. Given an embedding of a graph in an oriented surface, the *rotation system* at a vertex v is the cyclic orientation⁴ of the edges incident with v given by ‘walking around’ v in the surface in a small circle in the direction of the orientation. Conversely, a choice of rotation system at each vertex of a graph G defines an embedding of G in an oriented surface as explained in [3].

²In this paper graphs are allowed to have parallel edges and loops.

³We allow surfaces to be disconnected.

⁴A *cyclic orientation* is a choice of one of the two orientations of a cyclic ordering.

A *cell complex* is a graph G together with a set of directed walks such that each direction of an edge of G is in precisely one of these directed walks. These directed walks are called the *cells*. The geometric realisation of a cell complex is obtained from (the geometric realisation of) its graph by gluing discs so that the cells are the boundaries of these discs. The geometric realisation is always an oriented surface. Note that cell complexes need not be complexes as cells are allowed to contain both directions of an edge. The *rotation system* of a cell complex C is the rotation system of the graph of C in the embedding in the oriented surface given by C .

3 Rotation systems

In this section we introduce rotation systems of complexes and some related concepts.

The *link graph* of a simplicial complex C at a vertex v is the graph whose vertices are the edges incident with v . The edges are the faces incident⁵ with v . The two endvertices of a face f are those vertices corresponding to the two edges of C incident with f and v . We denote the link graph at v by $L(v)$.

A *rotation system* of a directed complex C consists of for each edge e of C a cyclic orientation⁶ $\sigma(e)$ of the faces incident with e .

Important examples of rotation systems are those *induced* by topological embeddings of 2-complexes C into \mathbb{S}^3 (or more generally in some oriented 3-manifold); here for an edge e of C , the cyclic orientation $\sigma(e)$ of the faces incident with e is the ordering in which we see the faces when walking around some midpoint of e in a circle of small radius⁷ – in the direction of the orientation of \mathbb{S}^3 . It can be shown that $\sigma(e)$ is independent of the chosen circle if small enough and of the chosen midpoint.

Such rotation systems have an additional property: let $\Sigma = (\sigma(e)|e \in E(C))$ be a rotation system of a simplicial complex C induced by a topological embedding of C in the 3-sphere. Consider a 2-sphere of small diameter around a vertex v . We may assume that each edge of C intersects this 2-sphere in at most one point and that each face intersects it in an interval or not at all. The intersection of the 2-sphere and C is a graph: the link graph at v . Hence link graphs of 2-complexes with rotation systems induced from

⁵A face is incident with a vertex if there is an edge incident with both of them.

⁶If the edge e is only incident with a single face, then $\sigma(e)$ is empty.

⁷Formally this means that the circle intersects each face in a single point and that it can be contracted onto the chosen midpoint of e in such a way that the image of one such contraction map intersects each face in an interval.

embeddings in 3-space must always be planar. And even more: the cyclic orientations $\sigma(e)$ at the edges of C form – when projected down to a link graph to rotators at the vertices of the link graph – a rotation system at the link graph, see Figure 2.

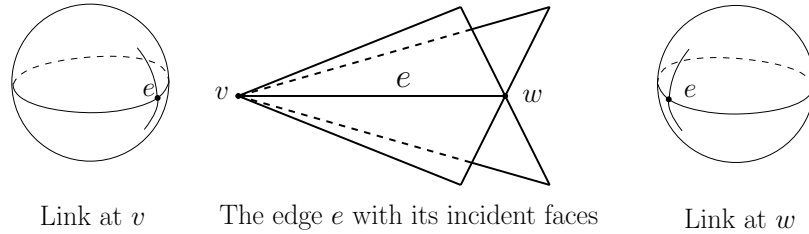


Figure 2: The cyclic orientation $\sigma(e)$ of the faces incident with the edge e of C projects down to rotators at e in the link graphs at either endvertex of e . In these link graphs, the projected rotators at e are reverse.

Next we shall define ‘planar rotation systems’ which roughly are rotation systems satisfying such an additional property. The cyclic orientation $\sigma(e)$ at the edge e of a rotation system defines a rotation system $r(e, v, \Sigma)$ at each vertex e of a link graph $L(v)$: if the directed edge \vec{e} is directed towards v we take $r(e, v, \Sigma)$ to be $\sigma(e)$. Otherwise we take the inverse of $\sigma(e)$. As explained in Section 2, this defines an embedding of the link graph into an oriented surface. The *link complex* for (C, Σ) at the vertex v is the cell complex obtained from the link graph $L(v)$ by adding the faces of the above embedding of $L(v)$ into the oriented surface. By definition, the geometric realisation of the link complex is always a surface. To shortcut notation, we will not distinguish between the link complex and its geometric realisation and just say things like: ‘the link complex is a sphere’. A *planar rotation system* of a directed simplicial complex C is a rotation system such that for each vertex v all link complexes are spheres – or disjoint unions of spheres (if the link graph is not connected). The paragraph before shows the following.

Observation 3.1. *Rotation systems induced by topological embeddings of locally connected⁸ simplicial complexes in the 3-sphere are planar.* \square

Next we will define the *local surfaces of a topological embedding* of a simplicial complex C into \mathbb{S}^3 . The local surface at a connected component

⁸ Observation 3.1 is also true without the assumption of ‘local connectedness’. In that case however the link complex is disconnected. Hence it is no longer directly given by the drawing of the link graph on a ball of small radius as above.

of $\mathbb{S}^3 \setminus C$ is the following. Pour concrete into this connected component. The surface of the concrete is a 2-dimensional manifold. The local surface is the simplicial complex drawn at the surface by the vertices, edges and faces of C . Note that if an edge e of G is incident with more than two faces that are on the surface, then the surface will contain at least two clones of the edge e , see Figure 3.

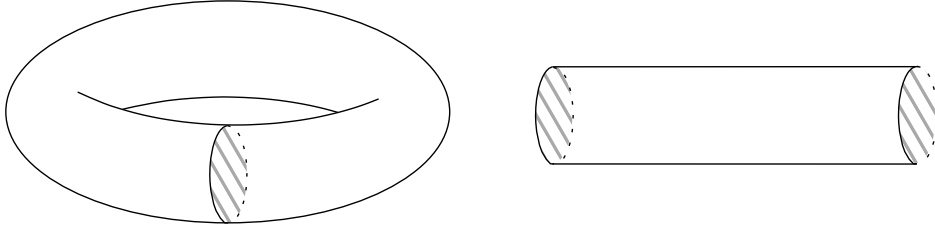


Figure 3: On the left we depicted the torus with an additional face attached on a genus reducing curve in the inside. On the right we depicted the local surface of its inside component. It is a sphere and contains two copies of the newly added face (and its incident edges).

Now we will define *local surfaces for a pair* (C, Σ) consisting of a complex C and one of its rotation systems Σ . Lemma 3.4 below says that under fairly general circumstances the local surfaces of a topological embedding are the local surfaces of the rotation system induced by that topological embedding. The set of faces of a local surface will be an equivalence class of the set of orientations of faces of C . The *local-surface-equivalence relation* is the symmetric transitive closure of the following relation. An orientation \vec{f} of a face f is *locally related* via an edge e of C to an orientation \vec{g} of a face g if f is just before g in $\sigma(e)$ and e is traversed positively by \vec{f} and negatively by \vec{g} and in $\sigma(e)$ the faces f and g are adjacent. Here we follow the convention that if the edge e is only incident with a single face, then the two orientations of that face are related via e . Given an equivalence class of the local-surface-equivalence relation, the *local surface* at that equivalence class is the following complex whose set of faces is (in bijection with) the set of orientations in that equivalence class. We obtain the complex from the disjoint union of the faces of these orientations by gluing together two of these faces f_1 and f_2 along two of their edges if these edges are copies of the same edge e of C and f_1 and f_2 are related via e . Of course, we glue these two edges in a way that endvertices are identified only with copies of the same vertex of C . Hence each edge of a local surface is incident with

precisely two faces. Hence its geometric realisation is always a surface. Similarly as for link complexes, we shall just say things like ‘the local surface is a sphere’.

Observation 3.2. *Local surfaces of planar rotation systems are always connected.* \square

A (2-dimensional) orientation of a complex C such that each edge is in precisely two faces is a choice of orientation of each face of C such that each edge is traversed in opposite directions by the chosen orientation of the two incident faces. Note that a complex whose geometric realisation is a surface has an orientation if and only its geometric realisation is orientable.

Observation 3.3. *The set of orientations in a local-surface-equivalence class defines an orientation of its local surface.*

In particular, local surfaces are cell complexes. \square

We will not use the following lemma in our proof of Theorem 1.1 However, we think that it gives a better intuitive understanding of local surfaces. We say that a simplicial complex C is *locally connected* if all link graphs are connected.

Lemma 3.4. *Let C be a connected and locally connected complex embedded into \mathbb{S}^3 and let Σ be the induced planar rotation system. Then the local surfaces of the topological embedding are equal to the local surfaces for (C, Σ) .* \square

There is the following relation between vertices of local surfaces and faces of link complexes.

Lemma 3.5. *Let Σ be a rotation system of a simplicial complex C . There is a bijection ι between the set of vertices of local surfaces for (C, Σ) and the set of faces of link complexes for (C, Σ) , which maps each vertex v' of a local surface cloned from the vertex v of C to a face f of the link complex at v such that the rotation system at v' is an orientation of f .*

Proof. The set of faces of the link complex at v is in bijection with the set of v -equivalence classes; here the v -equivalence relation on the set of orientations of faces of C incident with v is the symmetric transitive closure of the relation ‘locally related’. Since we work in a subset of the orientations, every v -equivalence class is contained in a local-surface-equivalence class. On the other hand the set of all clones of a vertex v of C contained in a local surface S is in bijection with the set of v -equivalence classes contained in

the local-surface-equivalence class of S . This defines a bijection ι between the set of vertices of local surfaces for (C, Σ) and the set of faces of link complexes for (C, Σ) .

It is straightforward to check that ι has all the properties claimed in the lemma. \square

Corollary 3.6. *Given a local surface of a simplicial complex C and one of its vertices v' cloned from a vertex v of C , there is a homeomorphism from a neighbourhood around v' in the local surface to the cone with top v' over the face boundary of $\iota(v')$ that fixes v' and the edges and faces incident with v' in a neighbourhood around v' .* \square

The definitions of link graphs and link complexes can be generalised from simplicial complexes to complexes as follows. The *link graph* of a complex C at a vertex v is the graph whose vertices are the edges incident with v . For any traversal of a face of the vertex v , we add an edge between the two vertices that when considered as edges of C are in the face just before and just after that traversal of v . We stress that we allow parallel edges and loops. Given a complex C , any rotation system Σ of C defines rotation systems at each link graph of C . Hence the definition of link complex extends.

4 Constructing piece-wise linear embeddings

In this section we prove Theorem 4.7 below, which is used in the proof of Theorem 1.1.

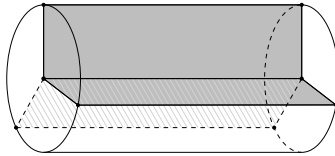


Figure 4: A cylinder with an embedded 2-complex.

Example 4.1. Here we give the definition of the Solid Klein Bottle and construct an embedding of a 2-complex C in the Solid Klein Bottle that does not induce a planar rotation system.

Given a solid cylinder (see Figure 4), there are two ways to identify the bounding discs: one way the boundary becomes a torus and the other way the boundary becomes a Klein Bottle. We refer to the topological space

obtained from the solid cylinder by identifying as in the second case as the *Solid Klein Bottle*. In Figure 4 we embedded a 2-complex in the solid cylinder. Extending the above identification of the cylinder to the embedded 2-complex, induces an embedding of this new 2-complex in the Solid Klein Bottle. This embedding does not induce a planar rotation system.

Next we show that the Solid Klein Bottle is the only obstruction that prevents embeddings of 2-complexes in 3-manifolds to induce planar rotation systems.

Lemma 4.2. *Let M be a 3-manifold that does not include the Solid Klein Bottle as a submanifold. Then any embedding of a 2-complex C in M induces a planar rotation system.*

Proof. By treating different connected components separately, we may assume that C is connected. Around each vertex of C we pick a small neighbourhood that is an open 3-ball, and around each edge of C we pick a small neighbourhood that is an open cylinder. Next we define orientations on these neighbourhoods. For that we pick an arbitrary vertex and pick for its neighbourhood one of the two orientations arbitrarily. Then we pick compatible orientations at the neighbourhoods of the incident edges. As C is connected, we can continue recursively along a spanning tree of C until we picked orientations at all neighbourhoods of vertices and edges. If for a vertex and an incident edge, their neighbourhoods have incompatible orientations, this edge must be outside the spanning tree and we can build a Solid Klein Bottle from its fundamental cycle as follows. Indeed, sticking together the balls at the vertices and the cylinders at the edges gives a Solid Klein Bottle. By assumption, this does not occur, so all orientations of neighbourhoods are compatible.

Let Σ be the rotation system induced by this embedding of C in M with respect to the orientations chosen above. Clearly, this rotations system Σ is planar. \square

Corollary 4.3. *Any embedding of a 2-complex C in an orientable 3-manifold M induces a planar rotation system.*

Proof. It is well-known that a 3-manifold is orientable if and only if it does not have the Solid Klein Bottle as a submanifold. Hence Corollary 4.3 follows from Lemma 4.2. \square

Throughout this section we fix a connected and locally connected simplicial complex C with a rotation system Σ . An associated topological space

$T(C, \Sigma)$ is defined as follows. For each local surface S of (C, Σ) we take an embedding into \mathbb{S}^3 as follows. Let g be the genus of S . We start with the unit ball in \mathbb{S}^3 and then identify g disjoint pairs of discs through the outside.⁹ The constructed surface is isomorphic to S , so this defines an embedding of S . Each local surface is oriented and we denote by \hat{S} the topological space obtained from \mathbb{S}^3 by deleting all points on the outside of S . We obtain $T(C, \Sigma)$ from the simplicial complex C by gluing onto each local surface S the topological space \hat{S} along S .

We remark that associated topological spaces may depend on the chosen embeddings of the local surfaces S into \mathbb{S}^3 . However, if all local surfaces are spheres, then any two associated topological spaces are isomorphic and in this case we shall talk about ‘the’ associated topological space.

Clearly, associated topological spaces $T(C, \Sigma)$ are compact and connected as C is connected.

Lemma 4.4. *The rotation system Σ is planar if and only if the associated topological space $T(C, \Sigma)$ is an oriented 3-dimensional manifold.*

Proof. Corollary 4.3 implies that if the topological space $T(C, \Sigma)$ is a 3-dimensional orientable 3-manifold, then the rotation system Σ is planar. Conversely, now assume that Σ is a planar rotation system. We have to show that the topological space $T(C, \Sigma)$ is an orientable 3-manifold. It suffices to show that $T(C, \Sigma)$ is a 3-manifold since then orientability follows immediately from the construction of $T(C, \Sigma)$. So we are to show that there is a neighbourhood around any point x of $T(C, \Sigma)$ that is isomorphic to the closed 3-dimensional ball B_3 .

If x is a point not in C , this is clear. If x is an interior point of a face f , we obtain a neighbourhood of x by gluing together neighbourhoods of copies of x in the local surfaces that contain an orientation of f . Each orientation of f is contained in local surfaces exactly once. Hence we glue together the two orientations of f and clearly x has a neighbourhood isomorphic to B_3 .

Next we assume that x is an interior point of an edge e . Some open neighbourhood of x is isomorphic to the topological space obtained from gluing together for each copy of e in a local surface, a neighbourhood around a copy x' of x on those edges. A neighbourhood around x' has the shape of a piece of a cake, see Figure 5

First we consider the case that x has several copies. As $\sigma(e)$ is a cyclic orientation, these pieces of a cake are glued together in a cyclic way along

⁹We have some flexibility along which paths on the outside we do these identifications but we do not need to make particular choices for our construction to work.

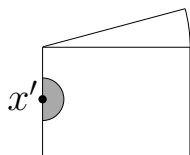


Figure 5: A piece of a cake. This space is obtained by taking the product of a triangle with the unit interval. The edge e is mapped to the set of points corresponding to some vertex of the triangle.

faces. Since each cyclic orientation of a face appears exactly once in local surfaces, we identify in each gluing step the two cyclic orientations of a face. Informally, the overall gluing will be a ‘cake’ with x as an interior point. Hence a neighbourhood of x is isomorphic to B_3 . If there is only one copy of x' , then the copy of e containing x' is incident with the two orientations of a single face. Then we obtain a neighbourhood of x by identifying these two orientations. Hence there is a neighbourhood of x isomorphic to B_3 .

It remains to consider the case where x is a vertex of C . We obtain a neighbourhood of x by gluing together neighbourhoods of copies of x in local surfaces. We shall show that we have one such copy for every face of the link complex for (C, Σ) and a neighbourhood of x in such a copy is given by the cone over that face with x being the top of the cone, see Figure 6. We

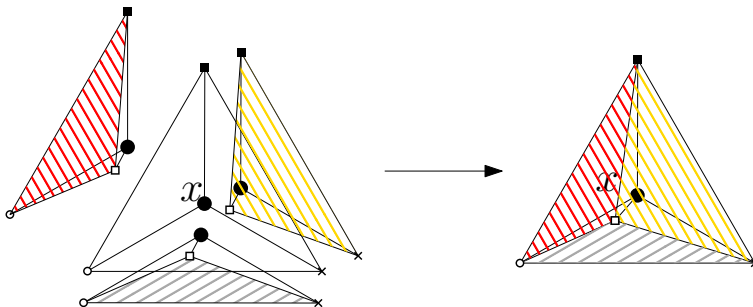


Figure 6: In this example the link complex of x is a tetrahedron. The three faces visible in our drawing are highlighted in red, gold and grey. On the left we see how the four cones over the faces of the link complex are pasted together to form the cone over the link complex depicted on the right.

shall show that the glued together neighbourhood is the cone over the link complex with x at the top. Since Σ is planar and C is locally connected, the

link complex is isomorphic to the 2-sphere. Since the cone over the 2-sphere is a 3-ball, the neighbourhood of x has the desired type.

Now we examine this plan in detail. By Lemma 3.5 and Corollary 3.6, the copies are mapped by the bijection ι to the faces of the link complex at x and a neighbourhood around such a copy x' is isomorphic to the cone with top x' over the face $\iota(x')$. We glue these cones over the faces $\iota(x')$ on their faces that are obtained from edges of $\iota(x')$ by adding the top x' .

The glued together complex is isomorphic to the cone over the complex S obtained by gluing together the faces $\iota(x')$ along edges, where we always glue the edge the way round so that copies of the same vertex of the local incidence graph are identified. Hence the vertex-edge-incidence relation and the edge-face-incidence relation of S are the same as for the link complex at x . The same is true for the cyclic orderings of edges on faces. So S is equal to the link complex at x .

Hence a neighbourhood of x is isomorphic to a cone with top x over the link complex at x . Since Σ is a planar rotation system, the link complex is a disjoint union of spheres. As C is locally connected, it is a sphere. Thus its cone is isomorphic to B_3 . \square

Lemma 4.5. *If C is simply connected, then any associated topological space $T(C, \Sigma)$ is simply connected.*

Proof. This is a consequence of Van Kampen's Theorem [7, Theorem 1.20]. Indeed, we obtain T from $T(C, \Sigma)$ by deleting all interior points of the sets \hat{S} for local surfaces S that are not in a small open neighbourhood of C . This can be done in such a way that T has a deformation retract to C , and thus is simply connected. Now we recursively glue the spaces \hat{S} back onto T . In each step we glue a single space \hat{S} . Call the space obtained after n gluings T_n .

The fundamental group of \hat{S} is a quotient of the fundamental group of the intersection of T_n and \hat{S} (this follows from the construction of the embedding of the surface S into the space \hat{S}). And the fundamental group of T_n is trivial by induction. So we can apply Van Kampen's Theorem to deduce that the gluing space T_{n+1} has trivial fundamental group. Hence the final gluing space $T(C, \Sigma)$ has trivial fundamental group. So it is simply connected. \square

The converse of Lemma 4.5 is true if all local surfaces for (C, Σ) are spheres as follows.

Lemma 4.6. *If all local surfaces for (C, Σ) are spheres and the associated topological space $T(C, \Sigma)$ is simply connected, then C is simply connected.*

Proof. Let φ an image of \mathbb{S}^1 in C . Since $T(C, \Sigma)$ is simply connected, there is a homotopy from φ to a point of C in $T(C, \Sigma)$. We can change the homotopy so that it avoids an interior point of each local surface of the embedding. Since each local surface is a sphere, for each local surface without the chosen point there is a continuous projection to its boundary. Since these projections are continuous, the concatenation of them with the homotopy is continuous. Since this concatenation is constant on C this defines a homotopy of φ inside C . Hence C is simply connected. \square

We conclude this section with the following special case of Theorem 1.1.

Theorem 4.7. *Let Σ be a rotation system of a locally connected simplicial complex C . Then Σ is planar if and only if $T(C, \Sigma)$ is an oriented 3-manifold. And if Σ is planar and C is simply connected, then $T(C, \Sigma)$ must be the 3-sphere.*

Proof. By treating different connected components separately, we may assume that C is connected. The first part follows from Lemma 4.4. The second part follows from Lemma 4.5 and Perelman's theorem [13, 15, 14] that any compact simply connected 3-manifold is isomorphic to the 3-sphere. \square

Remark 4.8. We used Perelman's theorem in the proof of Theorem 4.7. On the other hand it together with Moise's theorem [10], which says that every compact 3-dimensional manifold has a triangulation, implies Perelman's theorem as follows. Let M be a simply connected 3-dimensional compact manifold. Let T be a triangulation of M . And let C be the simplicial complex obtained from T by deleting the 3-dimensional cells. Let Σ be the rotation system given by the embedding of C into T . It is clear from that construction that T is equal to the triangulation given by the embedding of C into $T(C, \Sigma)$. Hence we can apply Lemma 4.6 to deduce that C is simply connected. Hence by Theorem 4.7 the topological space $T(C, \Sigma)$, into which C embeds, is isomorphic to the 3-sphere. Since $T(C, \Sigma)$ is isomorphic to M , we deduce that M is isomorphic to the 3-sphere.

5 Cut vertices

In this section we deduce Theorem 1.1 from Theorem 4.7 proved in the last section. Given a prime p , a simplicial complex C is p -nullhomologous if every directed cycle of C is generated over \mathbb{F}_p by the boundaries of faces of C . Note that a simplicial complex C is p -nullhomologous if and only if the

first homology group $H_1(C, \mathbb{F}_p)$ is trivial. Clearly, every simply connected simplicial complex is p -nullhomologous.

A vertex v in a connected complex C is a *cut vertex* if the 1-skeleton of C without v is a disconnected graph¹⁰. A vertex v in an arbitrary, not necessarily connected, complex C is a *cut vertex* if it is a cut vertex in a connected component of C .

Lemma 5.1. *Every p -nullhomologous simplicial complex without a cut vertex is locally connected.*

Proof. We construct for any vertex v of an arbitrary simplicial complex C such that the link graph $L(v)$ at v is not connected and v is not a cut vertex a cycle containing v that is not generated by the face boundaries of C .

Let e and g be two vertices in different components of $L(v)$. These are edges of C and let w and u be their endvertices different from v . Since v is not a cut vertex, there is a path in C between u and w that avoids v . This path together with the edges e and g is a cycle o in C that contains v .

Our aim is to show that o is not generated by the boundaries of faces of C . Suppose for a contradiction that o is generated. Let F be a family of faces whose boundaries sum up to o . Let F_v be the subfamily of faces of F that are incident with v . Each face in F_v is an edge of $L(v)$ and each vertex of $L(v)$ is incident with an even number (counted with multiplicities) of these edges except for e and g that are incident with an odd number of these faces. Let X be the connected component of the graph $L(v)$ restricted to the edge set F_v that contains the vertex e . We obtain X' from X by adding $k - 1$ parallel edges to each edge that appears k times in F_v . Since X' has an even number of vertices of odd degree also g must be in X . This is a contradiction to the assumption that e and g are in different components of $L(v)$. Hence o is not generated by the boundaries of faces of C . This completes the proof. \square

Given a connected complex C with a cut vertex v and a connected component K of the 1-skeleton of C with v deleted, the *complex attached* at v centered at K has vertex set $K + v$ and its edges and faces are those of C all of whose incident vertices are in $K + v$.

¹⁰We define this in terms of the 1-skeleton instead of directly in terms of C for a technical reason: The object obtained from a simplicial complex by deleting a vertex may have edges not incident with faces. So it would not be a 2-dimensional simplicial complex in the terminology of this paper.

Lemma 5.2. *A connected simplicial complex C with a cut vertex v has a piece-wise linear embedding into \mathbb{S}^3 if and only if all complexes attached at v have a piece-wise linear embedding into \mathbb{S}^3 .*

Proof. If C has an embedding into \mathbb{S}^3 , then clearly all complexes attached at v have an embedding. Conversely suppose that all complexes attached at v have an embedding into \mathbb{S}^3 . Pick one of these complexes arbitrarily, call it X and fix an embedding of it into \mathbb{S}^3 . In that embedding pick for each component of C remove v except that for X a closed ball contained in \mathbb{S}^3 that intersects X precisely in v such that all these closed balls intersect pairwise only at v . Each complex attached at v , has a piece-wise linear embedding into the 3-dimensional unit ball as they have embeddings into \mathbb{S}^3 such that some open set is disjoint from the complex. Now we attach these embeddings into the balls of the embedding of X inside the reserved balls by identifying the copies of v . This defines an embedding of C . \square

Recall that in order to prove Theorem 1.1 it suffices to show that any simply connected simplicial complex C has a piece-wise linear embedding into \mathbb{S}^3 if and only if C has a planar rotation system.

Proof of Theorem 1.1. Clearly if a simplicial complex is embeddable into \mathbb{S}^3 , then it has a planar rotation system. For the other implication, let C be a simply connected simplicial complex and Σ be a planar rotation system. We prove the theorem by induction on the number of cut vertices of C . If C has no cut vertex, it is locally connected by Lemma 5.1. Thus it has a piece-wise linear embedding into \mathbb{S}^3 by Theorem 4.7.

Hence we may assume that C has a cut vertex v . As C is simply connected, every complex attached at v is simply connected. Hence by the induction hypothesis each of these complexes has a piece-wise linear embedding into \mathbb{S}^3 . Thus C has a piece-wise linear embedding into \mathbb{S}^3 by Lemma 5.2. \square

6 Local surfaces of planar rotation systems

The aim of this section is to prove Theorem 1.2. A shorter proof is sketched in Remark 6.10 using algebraic topology. As a first step in that direction, we first prove the following.

Theorem 6.1. *Let C be a locally connected p -nullhomologous simplicial complex that has a planar rotation system. Then all local surfaces of the planar rotation system are spheres.*

Before we can prove Theorem 6.1 we need some preparation. The complex *dual* to a simplicial C with a rotation system Σ has as its set of vertices the set of local surfaces of Σ . Its set of edges is the set of faces of C , and an edge is incident with a vertex if the corresponding face is in the corresponding local surface. The faces of the dual are the edges of C . Their cyclic ordering is as given by Σ . In particular, the edge-face-incidence-relation of the dual is the same as that of C but with the roles of edges and faces interchanged.

Moreover, an orientation \vec{f} of a face f of C corresponds to the direction of f when considered as an edge of the dual complex D that points towards the vertex of D whose local-surface-equivalence class contains \vec{f} . Hence the direction of the dual complex C induces a direction of the complex D . By $\Sigma_C = (\sigma_C(f) | f \in E(D))$ we denote the following rotation system for D : for $\sigma_C(f)$ we take the orientation \vec{f} of f in the directed complex C .

In this paper we follow the convention that for edges of C we use the letter e (with possibly some subscripts) while for faces of C we use the letter f . In return, we use the letter f for the edges of a dual complex of C and e for its faces.

Lemma 6.2. *Let C be a connected and locally connected simplicial complex. Then for any rotation system, the dual complex D is connected.*

Proof. Two edges of C are *C-related* if there is a face of C incident with both of them. And they are *C-equivalent* if they are in the transitive closure of the symmetric relation ‘*C-related*’. Clearly, any two *C-equivalent* edges of C are in the same connected component. If C however is locally connected, also the converse is true: any two edges in the same connected component are *C-equivalent*. Indeed, take a path containing these two edges. Any two edges incident with a common vertex are *C-equivalent* as C is locally connected. Hence any two edges on the path are *C-equivalent*.

We define *D-equivalent* like ‘*C-equivalent*’ with ‘*D*’ in place of ‘*C*’. Now let f and f' be two edges of D . Let e and e' be edges of C incident with f and f' , respectively. Since C is connected and locally connected the edges e and e' are *C-equivalent*. As C and D have the same edge/face incidence relation, the edges f and f' of D are *D-equivalent*. So any two edges of D are *D-equivalent*. Hence D is connected. \square

First, we prove the following, which is reminiscent of Euler’s formula.

Lemma 6.3. *Let C be a locally connected p -nullhomologous simplicial complex with a planar rotation system and D the dual complex. Then*

$$|V(C)| - |E| + |F| - |V(D)| \geq 0$$

Moreover, we have equality if and only if D is p -nullhomologous.

Proof. Let Z_C be the dimension over \mathbb{F}_p of the cycle space of C . Similarly we define Z_D . Let r be the rank of the edge-face-incidence matrix over \mathbb{F}_p . Note that $r \leq Z_D$ and that $r = Z_C$ as $H_1(C, \mathbb{F}_p) = 0$. So $Z_D - Z_C \geq 0$. Hence it suffices to prove the following.

Sublemma 6.4.

$$|V(C)| - |E| + |F| - |V(D)| = Z_D - Z_C$$

Proof. Let k_C be the number of connected components of C and k_D be the number of connected components of D . Recall that the space orthogonal to the cycle space (over \mathbb{F}_p) in a graph G has dimension $|V(G)|$ minus the number of connected components of G . Hence $Z_C = |E| - |V(C)| + k_C$ and $Z_D = |F| - |V(D)| + k_D$. Subtracting the first equation from the second yields:

$$|V(C)| - |E| + |F| - |V(D)| + (k_D - k_C) = Z_D - Z_C$$

Since the dual complex of the disjoint union of two simplicial complexes (with planar rotation systems) is the disjoint union of their dual complexes, $k_C \leq k_D$. By Lemma 6.2 $k_C = k_D$. Plugging this into the equation before, proves the sublemma. \square

This completes the proof of the inequality. We have equality if and only if $r = Z_D$. So the ‘Moreover’-part follows. \square

Our next goal is to prove the following, which is also reminiscent of Euler’s formula but here the inequality goes the other way round.

Lemma 6.5. *Let C be a locally connected simplicial complex with a planar rotation system Σ and D the dual complex. Then:*

$$|V(C)| - |E| + |F| - |V(D)| \leq 0$$

with equality if and only if all link complexes for (D, Σ_C) are spheres.

Before we can prove this, we need some preparation. By a we denote the sum of the faces of link complexes for (C, Σ) . By a' we denote the sum over the faces of link complexes for (D, Σ_C) . Before proving that a is equal to a' we prove that it is useful by showing the following.

Claim 6.6. *Lemma 6.5 is true if $a = a'$ and all link complexes for (D, Σ_C) are connected.*

Proof. Given a face f of C , we denote the number of edges incident with f by $\deg(f)$. Our first aim is to prove that

$$2|V(C)| = 2|E| - \sum_{f \in F} \deg(f) + a \quad (1)$$

To prove this equation, we apply Euler's formula [5] in the link complexes for (C, Σ) . Then we take the sum of all these equations over all $v \in V(C)$. Since Σ is a planar rotation system, all link complexes are a disjoint union of spheres. Since C is locally connected, all link complexes are connected and hence are spheres. So they have euler characteristic two. Thus we get the term $2|V(C)|$ on the left hand side. By definition, a is the sum of the faces of link complexes for (C, Σ) .

The term $2|E|$ is the sum over all vertices of link complexes for (C, Σ) . Indeed, each edge of C between the two vertices v and w of C is a vertex of precisely the two link complexes for v and w .

The term $\sum_{f \in F} \deg(f)$ is the sum over all edges of link complexes for (C, Σ) . Indeed, each face f of C is in precisely those link complexes for vertices on the boundary of f . This completes the proof of (1).

Secondly, we prove the following inequality using a similar argument. Given an edge e of C , we denote the number of faces incident with e by $\deg(e)$.

$$2|V(D)| \geq 2|F| - \sum_{e \in E} \deg(e) + a' \quad (2)$$

To prove this, we apply Euler's formula in link complexes for (D, Σ_C) , and take the sum over all $v \in V(D)$. Here we have ' \geq ' instead of '=' as we just know by assumption that the link complexes are connected but they may not be a sphere. So we have $2|V(D)|$ on the left and a' is the sum over the faces of link complexes for (D, Σ_C) .

The term $2|F|$ is the sum over all vertices of link complexes for (D, Σ_C) . Indeed, each edge of D between the two different vertices v and w of D is a vertex of precisely the two link complexes for v and w . A loop gives rise to two vertices in the link graph at the vertex it is attached to.

The term $\sum_{e \in E} \deg(e)$ is the sum over all edges of link complexes for (D, Σ_C) . Indeed, each face e of D is in the link complex at v with multiplicity equal to the number of times it traverses v . This completes the proof of (2).

By assumption, $a = a'$. The sums $\sum_{f \in F} \deg(f)$ and $\sum_{e \in E} \deg(e)$ both count the number of nonzero entries of A , so they are equal. Subtracting (2) from (1), rearranging and dividing by 2 yields:

$$|V(C)| - |E| + |F| - |V(D)| \leq 0$$

with equality if and only if all link complexes for (D, Σ_C) are spheres. \square

Hence our next aim is to prove that a is equal to a' . First we need some preparation.

Two cell complexes C and D are (*abstract surface duals*) if the set of vertices of C is (in bijection with) the set of faces of D , the set of edges of C is the set of edges of D and the set of faces of C is the set of vertices of D . And these three bijections preserve incidences.

Lemma 6.7. *Let C be a simplicial complex and Σ be a rotation system and let D be the dual. The surface dual of a local surface S for (C, Σ) is equal to the link complex for (D, Σ_C) at the vertex ℓ of D that corresponds to S .*

Proof. It is immediate from the definitions that the vertices of the link complex \bar{L} at ℓ are the faces of S . The edges of S are triples (e, \vec{f}, \vec{g}) , where e is an edge of C and \vec{f} and \vec{g} are orientations of faces of C that are related via e and are in the local-surface-equivalence class for S . Hence in D , these are triples (e, \vec{f}, \vec{g}) such that \vec{f} and \vec{g} are directions of edges that point towards ℓ and f and g are adjacent in the cyclic ordering of the face e . This are precisely the edges of the link graph $L(\ell)$. Hence the link graph $L(\ell)$ is the dual graph¹¹ of the cell complex S .

Now we will use the Edmonds-Hefter-Ringel rotation principle, see [9, Theorem 3.2.4], to deduce that the link complex \bar{L} at ℓ is the surface dual of S . We denote the unique cell complex that is a surface dual of S by S^* . Above we have shown that \bar{L} and S^* have the same 1-skeleton. Moreover, the rotation systems at the vertices of the link complex \bar{L} are given by the cyclic orientations in the local-surface-equivalence class for S . By Observation 3.3 these local-surface-equivalence classes define an orientation of S . So \bar{L} and S^* have the same rotation systems. Hence by the Edmonds-Hefter-Ringel rotation principle \bar{L} and S^* have to be isomorphic. So \bar{L} is a surface dual of S . \square

Proof of Lemma 6.5. Let C be a locally connected simplicial complex and Σ be a rotation system and let D be the dual. Let Σ_C be as defined above. By

¹¹ The *dual graph* of a cell complex C is the graph G whose set of vertices is (in bijection with) the set of faces of C and whose set of edges is the set of edges of C . And the incidence relation between the vertices and edges of G is the same as the incidence relation between the faces and edges of C .

Observation 3.2 and Lemma 6.7 every link complex for (D, Σ_C) is connected. By Claim 6.6, it suffices to show that the sum over all faces of link complexes of C with respect to Σ is equal to the sum over all faces of link complexes for D with respect to Σ_C . By Lemma 6.7, the second sum is equal to the sum over all vertices of local surfaces for (C, Σ) . This completes the proof by Lemma 3.5. \square

Proof of Theorem 6.1. Let C be a p -nullhomologous locally connected simplicial complex that has a planar rotation system Σ . Let D be the dual complex. Then by Lemma 6.5 and Lemma 6.3, C and D satisfy Euler's formula, that is:

$$|V(C)| - |E| + |F| - |V(D)| = 0$$

Hence by Lemma 6.5 all link complexes for (D, Σ_C) are spheres. By Lemma 6.7 these are dual to the local surfaces for (C, Σ) . Hence all local surfaces for (C, Σ) are spheres. \square

The following theorem gives three equivalent characterisations of the class of locally connected simply connected simplicial complexes embeddable in \mathbb{S}^3 .

Theorem 6.8. *Let C be a locally connected simplicial complex embedded into \mathbb{S}^3 . The following are equivalent.*

1. C is simply connected;
2. C is p -nullhomologous for some prime p ;
3. all local surfaces of the planar rotation system induced by the topological embedding are spheres.

Proof. Clearly, 1 implies 2. To see that 2 implies 3, we assume that C is p -nullhomologous. Let Σ be the planar rotation system induced by the topological embedding of C into \mathbb{S}^3 . By Theorem 6.1 all local surfaces for (C, Σ) are spheres.

It remains to prove that 3 implies 1. So assume that C has an embedding into \mathbb{S}^3 such that all local surfaces of the planar rotation system induced by the topological embedding are spheres. By treating different connected components separately, we may assume that C is connected. By Lemma 3.4 all local surfaces of the topological embedding are spheres. Thus 3 implies 1 by Lemma 4.6. \square

Remark 6.9. Our proof actually proves the strengthening of Theorem 6.8 with ‘embedded into \mathbb{S}^3 ’ replaced by ‘embedded into a simply connected 3-dimensional compact manifold.’ However this strengthening is equivalent to Theorem 6.8 by Perelman’s theorem.

Recall that in order to prove Theorem 1.2, it suffices to show that every p -nullhomologous simplicial complex C has a piece-wise linear embedding into \mathbb{S}^3 if and only if it is simply connected and C has a planar rotation system.

Proof of Theorem 1.2. Using an induction argument on the number of cut vertices as in the proof of Theorem 1.1, we may assume that C is locally connected. If C has a piece-wise linear embedding into \mathbb{S}^3 , then it has a planar rotation system and it is simply connected by Theorem 6.8. The other direction follows from Theorem 1.1. \square

Remark 6.10. One step in proving Theorem 1.2 was showing that if a simplicial complex whose first homology group is trivial embeds in \mathbb{S}^3 , then it must be simply connected. In this section we have given a proof that only uses elementary topology. We use these methods again in [4].

However there is a shorter proof of this fact, which we shall sketch in the following. Let C be a simplicial complex embedded in \mathbb{S}^3 such that one local surface of the embedding is not a sphere. Our aim is to show that the first homology group of C cannot be trivial.

We will rely on the fact that the first homology group of $X = \mathbb{S}^3 \setminus \mathbb{S}^1$ is not trivial. It suffices to show that the homology group of X is a quotient of the homology group of C . Since here by Hurewicz’s theorem, the homology group is the abelisation of the fundamental group, it suffices to show that the fundamental group $\pi_1(X)$ of X is a quotient of the fundamental group $\pi_1(C)$.

We let C_1 be a small open neighbourhood of C in the embedding of C in \mathbb{S}^3 . Since C_1 has a deformation retract onto C , it has the same fundamental group. We obtain C_2 from C_1 by attaching the interiors of all local surfaces of the embedding except for one – which is not a sphere. This can be done by attaching finitely many 3-balls. Similar as in the proof of Lemma 4.5, one can use Van Kampen’s theorem to show that the fundamental group of C_2 is a quotient of the fundamental group of C_1 . By adding finitely many spheres if necessary and arguing as above one may assume that remaining local surface is a torus. Hence C_2 has the same fundamental group as X . This completes the sketch.

7 Embedding general simplicial complexes

There are three classes of simplicial complexes that naturally include the simply connected simplicial complexes: the p -nullhomologous ones that are included in those with abelian fundamental group that in turn are included in general simplicial complexes. Theorem 1.2 characterises embeddability of p -nullhomologous complexes. In this section we prove embedding results for the later two classes. The bigger the class gets, the stronger assumptions we will require in order to guarantee topological embeddings into \mathbb{S}^3 .

A *curve system* of a surface S of genus g is a choice of at most g genus reducing curves in S that are disjoint. An *extension* of a rotation system Σ is a choice of curve system at every local surface of Σ . An extension of a rotation system of a complex C is *simply connected* if the topological space obtained from C by gluing¹² a disc at each curve of the extension is simply connected. The definition of a *p -nullhomologous extension* is the same with ‘ p -nullhomologous’ in place of ‘simply connected’.

Theorem 7.1. *Let C be a connected and locally connected simplicial complex with a rotation system Σ . The following are equivalent.*

1. Σ is induced by a topological embedding of C into \mathbb{S}^3 .
2. Σ is a planar rotation system that has a simply connected extension.
3. We can subdivide edges of C , do barycentric subdivision of faces and add new faces such that the resulting simplicial complex is simply connected and has a topological embedding into \mathbb{S}^3 whose induced planar rotation system Σ' ‘induces’ Σ .

Here we define that ‘ Σ' induces Σ ’ in the obvious way as follows. Let C be a simplicial complex obtained from a simplicial complex C' by deleting faces. A rotation system $\Sigma = (\sigma(e)|e \in E(C))$ of C is *induced* by a rotation system $\Sigma' = (\sigma'(e)|e \in E(C'))$ of C' if $\sigma(e)$ is the restriction of $\sigma'(e)$ to the faces incident with e . If C is obtained from contracting edges of C' instead, a rotation system Σ of C is *induced* by a rotation system Σ' of C' if Σ is the restriction of Σ' to those edges that are in C . If C' is obtained from C by a barycentric subdivision of a face f we take the same definition of ‘induced’, where we make the identification between the face f of C and all faces of C' obtained by subdividing f . Now in the situation of Theorem 7.1,

¹²We stress that the curves need not go through edges of C . ‘Gluing’ here is on the level of topological spaces not of complexes.

we say that Σ' induces Σ if there is a chain of planar rotation systems each inducing the next one starting with Σ' and ending with Σ .

Before we can prove Theorem 7.1, we need some preparation. The following is a consequence of the Loop Theorem [12, 6].

Lemma 7.2. *Let X be an orientable surface of genus $g \geq 1$ embedded topologically into \mathbb{R}^3 , then there is a genus reducing circle¹³ γ of X and a disc D with boundary γ and all interior points of D are contained in the interior of X .*

Corollary 7.3. *Let X be an orientable surface of genus $g \geq 1$ embedded topologically into \mathbb{R}^3 , then there are genus reducing circles $\gamma_1, \dots, \gamma_g$ of X and closed discs D_i with boundary γ_i such that the D_i are disjoint and the interior points of the discs D_i are contained in the interior of X .*

Proof. We prove this by induction on g . In the induction step we cut of the current surface along D . Then we the apply Lemma 7.2 to that new surface. \square

Proof of Theorem 7.1. 1 is immediately implied by 3.

Next assume that Σ is induced by a topological embedding of C into \mathbb{S}^3 . Then Σ is clearly a planar rotation system. It has a simply connected extension by Corollary 7.3. Hence 1 implies 2.

Next assume that Σ is a planar rotation system that has a simply connected extension. We can clearly subdivide edges and do baricentric subdivision and change the curves of the curve system of the simply connected extension such that in the resulting simplicial complex C' all the curves of the simply connected extension closed are walks in the 1-skeleton of C' . We define a planar rotation system Σ' of C' that induces Σ as follows. If we subdivide an edge, we assign to both copies the cyclic orientation of the original edge. If we do a baricentric subdivision, we assign to all new edges the unique cyclic orientation of size two. Iterating this during the construction of C' defines $\Sigma' = (\sigma'(e) | e \in E(C))$, which clearly is a planar rotation system that induces Σ . By construction Σ' has a simply connected extension such that all its curves are walks in the 1-skeleton of C' .

Informally, we obtain C'' from C' by attaching a disc at the boundary of each curve of the simply connected extension. Formally, we obtain C'' from C' by first adding a face for each curve γ in the simply connected extension whose boundary is the closed walk γ . Then we do a baricentric subdivision

¹³A *circle* is a topological space homeomorphic to \mathbb{S}^1 .

to all these newly added faces. This ensures that C'' is a simplicial complex. Since C is locally connected, also C'' is locally connected. Since the geometric realisation of C'' is equal to the geometric realisation of C , which is simply connected, the simplicial complex C'' is simply connected.

Each newly added face f corresponds to a traversal of a curve γ of some edge e of C' . This traversal is a unique edge of the local surface S to whose curve system γ belongs. For later reference we denote that copy of e in S by e_f .

We define a rotation system $\Sigma'' = (\sigma''(e) | e \in E(C))$ of C'' as follows. All edges of C'' that are not edges of C' are incident with precisely two faces. We take the unique cyclic ordering of size two there.

Next we define $\sigma''(e)$ at edges e of C' that are incident with newly added faces. If e is only incident with a single face of C' , then e is only in a single local surface and it only has one copy in that local surface. Since the curves at that local surface are disjoint. We could have only added a single face incident with e . We take for $\sigma''(e)$ the unique cyclic orientation of size two at e .

So from now assume that e is incident with at least two faces of C' . In order to define $\sigma''(e)$, we start with $\sigma'(e)$ and define in the following for each newly added face in between which two cyclic orientations of faces adjacent in $\sigma'(e)$ we put it. We shall ensure that between any two orientations we put at most one new face. Recall that two cyclic orientations \vec{f}_1 and \vec{f}_2 of faces f_1 and f_2 , respectively, are adjacent in $\sigma'(e)$ if and only if there is a clone e' of e in a local surface S for (C', Σ') containing \vec{f}_1 and \vec{f}_2 such that e' is incident with \vec{f}_1 and \vec{f}_2 in S . Let f be a face newly added to C'' at e . Let γ_f be the curve from which f is build and let S_f be the local surface that has γ_f in its curve system. Let e_f be the copy of e in S_f that corresponds to f as defined above. when we consider f has a face obtained from the disc glued at γ_f . We add f to $\sigma'(e)$ in between the two cyclic orientations that are incident with e_f in S_f . This completes the definition of Σ'' . Since the copies e_f are distinct for different faces f , the rotation system Σ'' is well-defined. By construction Σ'' induces Σ . We prove the following.

Sublemma 7.4. Σ'' is a planar rotation system of C'' .

Proof. Let v be a vertex of C'' . If v is not a vertex of C' , then the link graph at v is a cycle. Hence the link complex at v is clearly a sphere. Hence we may assume that v is a vertex of C' .

Our strategy to show that the link complex S'' at v for (C'', Σ'') is a sphere will be to show that it is obtained from the link complex S' for

(C', Σ') by adding edges in such a way that each newly added edge traverses a face of S' and two newly added edges traverse different face of S' .

So let f be a newly added face incident with v of C' . Let x and y be the two edges of f incident with v . We make use of the notations γ_f , S_f , x_f and y_f defined above. Let v_f be the unique vertex of S_f traversed by γ_f in between x_f and y_f . By Lemma 3.5 there is a unique face z_f of S' mapped by the map ι of that lemma to v_f . And x and y are vertices in the boundary of z_f . The edges on the boundary of z_f incident with x and y are the cyclic orientations of the faces that are incident with x_f and y_f in S_f . Hence in S'' the edge f traverses the face z_f .

It remains to show that the faces z_f of S' are distinct for different newly added faces f of C'' . For that it suffices by Lemma 3.5 to show that the vertices v_f are distinct. This is true as curves for S_f traverse a vertex of S_f at most once and different curves for S_f are disjoint. □

Since Σ'' is a planar rotation system of the locally connected simplicial complex C'' and C'' is simply connected, Σ'' is induced by a topological embedding of C'' into \mathbb{S}^3 by Theorem 4.7. Hence 2 implies 3. □

A natural weakening of the property that C is simply connected is that the fundamental group of C is abelian. Note that this is equivalent to the condition that every chain that is p -nullhomologous is simply connected.

Theorem 7.5. *Let C be a connected and locally connected simplicial complex with abelian fundamental group. Then C has a topological embedding into \mathbb{S}^3 if and only if it has a planar rotation system Σ that has a p -nullhomologous extension.*

In order to prove Theorem 7.5, we prove the following.

Lemma 7.6. *A p -nullhomologous extension of a planar rotation system of a simplicial complex C with abelian fundamental group is a simply connected extension.*

Proof. Let C' be the topological space obtained from C by gluing discs along the curves of the p -nullhomologous extension. The fundamental group π' of C' is a quotient of the fundamental group π of C , see for example [7, Proposition 1.26]. Since π is abelian by assumption, also π' is abelian. That is, it is equal to its abelisation, which is trivial by assumption. Hence C' is simply connected. □

Proof of Theorem 7.5. If C has a topological embedding into \mathbb{S}^3 , then by Theorem 7.1 it has a planar rotation system that has a p -nullhomologous extension. If C has a planar rotation system that has a p -nullhomologous extension, then that extension is simply connected by Lemma 7.6. Hence C has a topological embedding into \mathbb{S}^3 by the other implication of Theorem 7.1. \square

8 Non-orientable 3-manifolds

By Corollary 4.3 and Lemma 4.4 a 2-complex C is embeddable in an orientable 3-manifold if and only if it has a planar rotation system. Here we discuss a notion similar to planar rotation systems that can be used to characterise embeddability in 3-manifolds combinatorially.

A *generalised planar rotation system* of a 2-complex C is a choice of embedding of all its link graphs in the plane so that for each edge e of C in the two link graphs at the endvertices of the edge e , the rotators at the vertex e are reverse or agree. We colour an edge *red* if they agree. We have the further condition that for every face f of C its number of red incident edges is even.

Remark 8.1. Any planar rotation system defines a generalised planar rotation system. In this induced generalised planar rotation system no edge is red.

Remark 8.2. Let C be simplicial complex whose first homology group over the binary field \mathbb{F}_2 is trivial, for example this includes the case where C is simply connected. Then C has a planar rotation system if and only if it has a generalised planar rotation system by Theorem 6.8 and [3, Lemma 4.3].

Remark 8.3. A locally 3-connected 2-complex has a generalised planar rotation system if and only if every choice of embeddings of its link graphs in the plane is a generalised planar rotation system. Indeed, any face shares an even number of edges with every vertex. By local 3-connectedness, the embeddings of a link graph at some vertex v is unique up to orientation, which reverses all rotators at edges incident with v . So it flips red edges to non-red ones and vice versa. Hence the number of red edges modulo two does not change.

Thus there is a trivial algorithm that verifies whether a locally 3-connected 2-complex has a generalised planar rotation system: embed the link graphs in the plane arbitrarily (if possible) and then check the condition at every edge and face.

The following was proved by Skopenkov.

Theorem 8.4 ([16]). *The following are equivalent for a 2-complex C .*

- C has a generalised planar rotation system;
- C has a thickening that is a 3-manifold;
- C has a piece-wise linear embedding in some 3-manifold.

Remark 8.5. For 2-dimensional manifolds there are two types of rotation systems: one for the orientable case and one for the general case. In dimension three the situation is analogous. For orientable 3-manifolds we have ‘planar rotation systems’ and ‘generalised planar rotation systems’ for general 3-manifolds.

Remark 8.6. Similarly as for planar rotation systems, the methods of this series of papers can also be used to also give a polynomial time algorithm that verifies the existence of generalised planar rotation systems. As mentioned in Remark 8.3 the locally 3-connected case is algorithmically trivial and the reduction to the locally 3-connected case works the same as for planar rotation systems.

Remark 8.7. The methods of this series of papers can be used to characterise the existence of generalised planar rotation systems in terms of excluded minors as follows.

In the locally 3-connected case the list of excluded minors for generalised planar rotation systems is slightly shorter than for planar rotation systems. It still contains the obstructions in the list \mathcal{Z}_1 like the cone over K_5 , and also more complicated obstructions such as that explained in [3, Figure 5]. But from the list \mathcal{Z}_2 this list just contains those obstructions that are derived from those in [3, Lemma 5.12] where the vertices v and w are joined by an edge.

Indeed arguing as in the proof of [3, Lemma 4.1], we find an obstruction sitting either at a vertex, an edge or a face. In the first two cases we just get obstructions in \mathcal{Z}_1 . In the third case we can contract two edges of that face and we only get those obstructions $C \in \mathcal{Z}_2$ such that the loop ℓ bounds a face. In this case in the strict marked graph at the link graph of the contraction vertex of C , the vertices v and w corresponding to the loop are joined by an edge.

The other obstructions in the list \mathcal{Z}_2 are still necessary obstructions for embeddability in the 3-sphere but the above shows that under the assumption of simply connectedness and local 3-connectedness, we do not need them to characterise embeddability in the 3-sphere.

In the general case, however, generalised planar rotation systems need also some new obstructions compared to planar rotation systems. Indeed, instead of the torus crossing obstructions we now get the following.

It is straightforward to check that the torus crossing obstructions, where the pair (a,b) of winding numbers is different from $(1,2)$, still give obstructions. Thus it remains to understand the obstructions arising from para-cycles all of whose winding numbers are one or two. Here additionally we have Klein Bottle crossing obstructions. These are defined similarly as torus crossing obstructions but here we partition the set into more than two equivalence classes. These new equivalence classes have winding numbers $(1,2,2)$ or $(1,1,1,2)$.

Indeed, given a para-cycle all of whose winding numbers are one or two, we take a single letter for each equivalence class of winding number one, and for each equivalence class of size two we take a pair of letters (n, n') . Then the para-cycle has a generalised planar rotation system if and only if its letters form a word that uses each letter precisely once such that if we exchange n and n' for every pair, the resulting word is equal to the original word or its reverse. For $(1,2)$ there is such a word, namely: $1X1'$. For $(1,1,2)$, such a word is $Y1X1'$. So $(1,2)$ and $(1,1,2)$ do not lead to obstructions. All other families of winding numbers from $\{1, 2\}$ of size at least three do lead to obstructions. For that it suffices to show that for the (minimal) families $(1,2,2)$ and $(1,1,1,2)$ there are no such words. This is an easy exercise¹⁴

To summarise, for the Kuratowski Theorem characterising 2-complexes with generalised planar rotation systems the list of excluded minors is the following. It consists of the slightly shorter list for the locally 3-connected case described above together with the torus crossing obstructions except for $(1,2)$. Additionally we have the Klein Bottle crossing obstructions $(1,2,2)$ and $(1,1,1,2)$.

Acknowledgement

I thank Arnaud de Mesmay for useful discussions that led to Section 8.

¹⁴To give details, for $(1,2,2)$ we have the letters $X, 1, 1', 2, 2'$. There is a unique word satisfying the requirements if we delete the letter X . It is $121'2'$, up to symmetry. It is straightforward to check that this word cannot be extended to a legal word by adding X .

For $(1,1,1,2)$ the letters are $X, Y, Z, 1, 1'$. By symmetry we may assume that $XY1$ is a subinterval. But this is not contained in any legal word.

References

- [1] R. H. Bing. An alternative proof that 3-manifolds can be triangulated. *Ann. Math.(2)*, 69:37–65, 1959.
- [2] Ulrich Brehm. A nonpolyhedral triangulated mobius strip. *Proc. Amer. Math. Soc.*, 89(3):519–522, 1983.
- [3] Johannes Carmesin. Embedding simply connected 2-complexes in 3-space – I. A Kuratowski-type characterisation. Preprint 2017, available at ”<https://arxiv.org/pdf/1709.04642.pdf>”.
- [4] Johannes Carmesin. Embedding simply connected 2-complexes in 3-space – IV. Dual matroids. Preprint 2017, available at ”<https://arxiv.org/pdf/1709.04652.pdf>”.
- [5] Reinhard Diestel. *Graph Theory* (5th edition). Springer-Verlag, 2016. Electronic edition available at: <http://diestel-graph-theory.com/index.html>.
- [6] Hatcher. Notes on basic 3-manifold topology. available at ”<http://www.math.cornell.edu/hatcher/3M/3Mfds.pdf>”.
- [7] A. Hatcher. *Algebraic Topology*. Cambridge Univ. Press, 2002.
- [8] Jiri Matousek, Martin Tancer, and Uli Wagner. Hardness of embedding simplicial complexes in \mathbb{R}^d . *J. Eur. Math. Soc. (JEMS)*, 13(2):259–295, 2011.
- [9] B. Mohar and C. Thomassen. *Graphs on Surfaces*. Johns Hopkins, 2001.
- [10] Edwin E. Moise. Affine structures in 3-manifolds. V. The triangulation theorem and Hauptvermutung. *Annals of Mathematics. Second Series*, 56:96–114, 1952.
- [11] C. Papakyriakopoulos. A new proof for the invariance of the homology groups of a complex (in greek). *Bull. Soc. Math. Grece*, 22:1–154, 1946.
- [12] C. D. Papakyriakopoulos. On Dehn’s Lemma and the Asphericity of Knots. *Ann. Math.*, 66:1–26, 1957.
- [13] G. Perelman. The entropy formula for ricci flow and its geometric applications. 2002, available at ”<https://arxiv.org/abs/math.DG/0211159>”.

- [14] G. Perelman. Finite extinction time for the solutions to the ricci flow on certain three-manifolds. 2003, available at "https://arxiv.org/abs/math.DG/0307245".
- [15] G. Perelman. Ricci flow with surgery on three-manifolds. 2003, available at "https://arxiv.org/abs/math.DG/0303109".
- [16] A. B. Skopenkov. Geometric proof of Neuwirth's theorem on the construction of 3-manifolds from 2-demensional [2-dimensional] polyhedra. *Math Notes*, 56(2):827–829, 1994. DOI: 10.1007/BF02110742.