

Embedding simply connected 2-complexes in 3-space

I. A Kuratowski-type characterisation

Johannes Carmesin
University of Birmingham

September 5, 2019

Abstract

We characterise the embeddability of simply connected locally 3-connected 2-dimensional simplicial complexes in 3-space in a way analogous to Kuratowski's characterisation of graph planarity, by excluded minors. This answers questions of Lovász, Pardon and Wagner.

1 Introduction

In 1930, Kuratowski proved that a graph can be embedded in the plane if and only if it has none of the two non-planar graphs K_5 or $K_{3,3}$ as a minor¹. The main result of this paper may be regarded as a 3-dimensional analogue of this theorem.

Kuratowski's theorem gives a way how embeddings in the plane could be understood through the minor relation. A far reaching extension of Kuratowski's theorem is the Robertson-Seymour theorem [19]. Any minor closed class of graphs is characterised by the list of minor-minimal graphs not in the class. This theorem says that this list always must be finite. The methods developed to prove this theorem are nowadays used in many results in the area of structural graph theory [7] – and beyond; recently Geelen, Gerards and Whittle extended the Robertson-Seymour theorem to representable matroids by proving Rota's conjecture [8]. Very roughly, the Robertson-Seymour structure theorem establishes a correspondence between

¹A *minor* of a graph is obtained by deleting or contracting edges.

minor closed classes of graphs and classes of graphs almost embeddable in 2-dimensional surfaces.

In his survey on the Graph Minor project of Robertson and Seymour [12], in 2006 Lovász asked whether there is a meaningful analogue of the minor relation in three dimensions. Clearly, every graph can be embedded in 3-space².

One approach towards this question is to restrict the embeddings in question, and just consider so called linkless embeddings of graphs, see [18] for a survey. Instead of restricting embeddings, one could also put some additional structure on the graphs in question. Indeed, Wagner asked how an analogue of the minor relation could be defined on general simplicial complexes [21].

Unlike in higher dimensions, a 2-dimensional simplicial complex has a topological embedding in 3-space if and only if it has a piece-wise linear embedding if and only if it has a differential embedding [1, 9, 15, 17]. In [13], Matoušek, Sedgwick, Tancer and Wagner proved that the embedding problem for 2-dimensional simplicial complexes in 3-space is decidable. In August 2017, de Mesmay, Rieck, Sedgwick and Tancer complemented this result by showing that this problem is NP-hard [6].

This might suggest that if we would like to get a structural characterisation of embeddability, we should work inside a subclass of 2-dimensional simplicial complexes. And in fact such questions have been asked: in 2011 at the internet forum ‘MathsOverflow’ Pardon³ asked whether there are necessary and sufficient conditions for when contractible 2-dimensional simplicial complexes embed in 3-space. The *link graph* at a vertex v of a simplicial complex is the incidence graph between edges and faces incident with v . He notes that if embeddable the link graph at any vertex must be planar. This leads to obstructions for embeddability such as the cone over the complete graph K_5 , see Figure 1. – But there are different obstructions of a more global character, see Figure 2. All their link graphs are planar – yet they are not embeddable.

Addressing these questions, we introduce an analogue of the minor relation for 2-complexes and we use it to prove a 3-dimensional analogue of Kuratowski’s theorem characterising when simply connected 2-dimensional simplicial complexes (topologically) embed in 3-space.

More precisely, a *space minor* of a 2-complex is obtained by successively

²Indeed, embed the vertices in general position and embed the edges as straight lines.

³John Pardon confirmed in private communication that he asked that question as the user ‘John Pardon’.

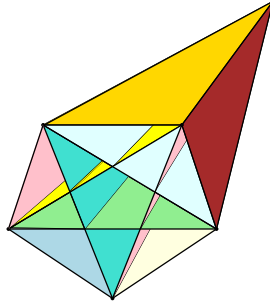


Figure 1: The cone over K_5 . Similarly as the graph K_5 does not embed in 2-space, the cone over K_5 does not embed in 3-space.

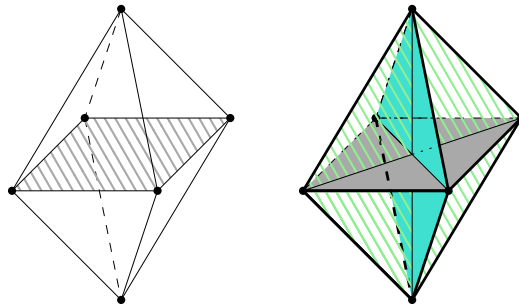


Figure 2: The octahedron obstruction, depicted on the right, is obtained from the octahedron with its eight triangular faces by adding 3 more faces of size 4 orthogonal to the three axis. If we add just one of these 4-faces to the octahedron, the resulting 2-complex is embeddable as illustrated on the left. A second 4-face could be added on the outside of that depicted embedding. However, it can be shown that the octahedron with all three 4-faces is not embeddable.

	delete	contract
edge		
face		

Figure 3: For each of the four corners of the above diagram we have one space minor operation.

deleting or contracting edges or faces, and splitting vertices. See Figure 3 and Figure 4. The precise details of these definitions are given in Section 6; for example contraction of edges is only allowed for edges that are not loops⁴ and we only contract faces of size at most two.

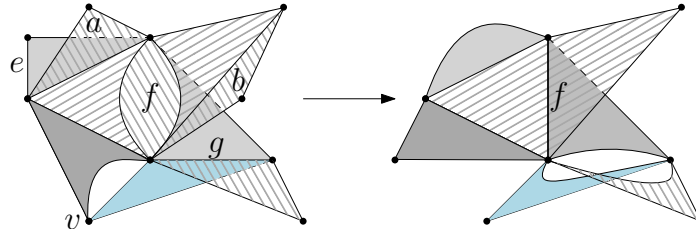


Figure 4: The complex on the right is a space minor of the complex on the left. Indeed, for that just delete the faces labelled a and b , contract the edge e and contract the face f , and delete the edge g and split the vertex v .

It will be quite easy to see that space minors preserve embeddability in 3-space and that this relation is well-founded. The operations of face deletion and face contraction correspond to the minor operations in the dual matroids of simplicial complexes in the sense of [4].

Example 1.1. Using space minors, we can understand why the Octahedron Obstruction (Figure 2) does not embed in 3-space. Indeed, we contract an arbitrary face of size three to a single vertex (formally, we first contract an edge of that face, then it gets size two. So we can contract it to an edge. Then we contract that edge to a vertex). It turns out that the link graph at the new vertex is the non-planar graph $K_{3,3}$. Thus this space minor is not embeddable in 3-space. As space minors preserve embeddability, we deduce that the Octahedron Obstruction cannot be embeddable.

A construction of a simply connected 2-complex that is not embeddable in 3-space and has no space minor with a non-planar link graph is described in Figure 5. The main result of this paper is the following.

Theorem 1.2. *Let C be a simply connected locally 3-connected 2-dimensional simplicial complex. The following are equivalent.*

- C embeds in 3-space;

⁴Loops are edges that have only a single endvertex. While contraction of edges that are not loops clearly preserves embeddability in 3-space, for loops this is not always the case.

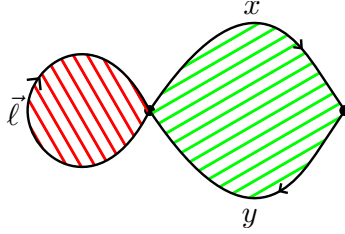


Figure 5: We start the construction with the depicted 2-complex consisting of two vertices joined by the two parallel edges x and y and a loop ℓ attached at one of these vertices. It has two faces, one bounded by ℓ , and the other by x and y . Now we add two more faces of size three: $xy\ell$ and $xy\bar{\ell}$. They have both the same edge set but they traverse the loop ℓ in different directions. It can be shown that the resulting 2-complex does not embed in 3-space.

- C has no space minor from the finite list \mathcal{Z} .

The finite list \mathcal{Z} is defined explicitly in Subsection 6.3 below. The members of \mathcal{Z} are grouped in six natural classes. Here a (2-dimensional) simplicial complex is *locally 3-connected* if all its link graphs are connected and do not contain separators of size one or two. In [5], we extend Theorem 1.2 to simplicial complexes that need not be locally 3-connected. For general simplicial complexes, not necessarily simply connected ones, the proof implies that a locally 3-connected simplicial complex has an embedding into some oriented 3-manifold if and only if it does not have a minor from \mathcal{L} .

We are able to extend Theorem 1.2 from simply connected simplicial complexes to those whose first homology group is trivial.

Theorem 1.3. *Let C be a locally 3-connected 2-dimensional simplicial complex such that the first homology group $H_1(C, \mathbb{F}_p)$ is trivial for some prime p . The following are equivalent.*

- C embeds in 3-space;
- C is simply connected and has no space minor from the finite list \mathcal{Z} .

In general there are infinitely many obstructions to embeddability in 3-space. Indeed, the following infinite family of obstructions appears in Theorem 1.3.

Example 1.4. Given a natural number $q \geq 2$, the q -folded cross cap consists of a single vertex, a single edge that is a loop and a single face traversing the edge q -times in the same direction. It can be shown that q -folded cross caps cannot be embedded in 3-space.

A more sophisticated infinite family is constructed in [4].

Overview over this series as a whole. This paper is the first paper in a series of five papers. In what follows we summarise roughly the content of the other four papers [2, 3, 4, 5]. The results of [2] give combinatorial characterisations when simplicial complexes embed in 3-space, which are used in the proofs of Theorem 1.2 and Theorem 1.3. The paper [2] is self-contained.

As mentioned above, the main result of [5] is an extension of Theorem 1.2 to simply connected simplicial complexes. This relies on the current paper and [2].

The paper [3] is purely graph-theoretic and its results are used as a tool in [4].

In [4], we prove an extension of the main theorem of [5] that goes beyond the simply connected case. And we additionally prove the following. Like Kuratowski's theorem, Whitney's theorem is a characterisation of planarity of graphs. In [4] we prove a 3-dimensional analogue of that theorem.

This paper is organised as follows. Most of this paper is concerned with the proof of Theorem 1.3, which implies Theorem 1.2. In Section 2, we introduce 'planar rotation systems' and state a theorem of [2] that relates embeddability of simply connected simplicial complexes to existence of planar rotation systems. In Section 3 we define the operation of 'vertex sums' and use it to study rotation systems. In Section 4 we relate the existence of planar rotation systems to a property called 'local planarity'. In Section 5 we characterise local planarity in terms of finitely many obstructions. In Section 6 we introduce space minors and prove Theorem 1.2 and Theorem 1.3.

For graphs⁵ we follow the notation of [7]. Beyond that a *2-complex* is a graph (V, E) together with a set F of closed trails⁶, called its *faces*. In this paper we follow the convention that each vertex or edge of a simpli-

⁵In this paper graphs are allowed to have loops and parallel edges.

⁶A *trail* is sequence $(e_i | i \leq n)$ of distinct edges such that the endvertex of e_i is the starting vertex of e_{i+1} for all $i < n$. A trail is *closed* if the starting vertex of e_1 is equal to the endvertex of e_n .

cial complex or a 2-complex is incident with a face. The definition of *link graphs* naturally extends from simplicial complexes to 2-complexes with the following addition: we add two vertices in the link graph $L(v)$ for each loop incident with v . We add one edge to $L(v)$ for each traversal of a face at v .

2 Rotation systems

Rotation systems of 2-complexes play a central role in our proof of Theorem 1.2. In this section we introduce them and prove some basic properties of them.

A rotation system of a graph G is a family $(\sigma_v | v \in V(G))$ of cyclic orientations⁷ σ_v of the edges incident with the vertices v [14]. The orientations σ_v are called *rotators*. Any rotation system of a graph G induces an embedding of G in an oriented (2-dimensional) surface S . To be precise, we obtain S from G by gluing faces onto (the geometric realisation of) G along closed walks of G as follows. Each directed edge of G is in one of these walks. Here the direction \vec{a} is directly before the direction \vec{b} in a face f if the endvertex v of \vec{a} is equal to the starting vertex of \vec{b} and b is just after a in the rotator at v . The rotation system is *planar* if that surface S is a disjoint union of 2-spheres. Note that if the graph G is connected, then for any rotation system of G , also the surface S is connected.

A *rotation system of a (directed⁸) 2-complex C* is a family $(\sigma_e | e \in E(C))$ of cyclic orientations σ_e of the faces incident with the edge e . A rotation system of a 2-complex C *induces* a rotation system at each of its link graphs $L(v)$ by restricting to the edges that are vertices of the link graph $L(v)$; here we take $\sigma(e)$ if e is directed towards v and the reverse of $\sigma(e)$ otherwise.

A rotation system of a 2-complex is *planar* if all induced rotation systems of link graphs are planar. In [2] we prove the following, which we use in the proof of Theorem 1.2.

Theorem 2.1. [2, Theorem 1.1] *A simply connected simplicial complex has an embedding in \mathbb{S}^3 if and only if it has a planar rotation system.*

Given a 2-complex C , its link graph $L(v)$ is *loop-planar* if it has a planar rotation system such that for every loop ℓ incident with v the rotators at the two vertices e_1 and e_2 associated to ℓ are reverse – when we apply the

⁷A *cyclic orientation* is a bijection to an oriented cycle.

⁸A *directed 2-complex* is a 2-complex together with a choice of direction at each of its edges and a choice of orientation at each of its faces. All 2-complexes considered in this paper are directed. In order to simplify notation we will not always say that explicitly.

following bijection between the edges incident with e_1 and e_2 . If f is an edge incident with the vertex e_1 whose face of C consists only of the loop ℓ , then f is an edge between e_1 and e_2 and the bijection is identical at that edge. If the face f is incident with more edges than ℓ , it can by assumption traverse ℓ only once. So there are precisely two edges for that traversal, one incident with e_1 , the other with e_2 . These two edges are in bijection.

A 2-complex C is *locally planar* if all its link graphs are loop-planar. Clearly, a 2-complex that has a planar rotation system is locally planar. However, the converse is not true.

Let $C = (V, E, F)$ be a 2-complex and let x be a non-loop edge of C , the 2-complex obtained from C by *contracting* x (denoted by C/x) is obtained from C by identifying the two endvertices of x , deleting x from all faces and then deleting x , formally: $C/x = ((V, E)/x, \{f - x | f \in F\})$.

Let C be a 2-complex and x be a non-loop edge of C , and $\Sigma = (\sigma_e | e \in E(C))$ be a rotation system of C . The *induced* rotation system of C/x is $\Sigma_x = (\sigma_e | e \in E(C) - x)$. This is well-defined as the incidence relation between edges of C/x and faces is the same as in C . Planarity of rotation systems is preserved under contractions:

Lemma 2.2. *If Σ is planar, then Σ_x is planar.*

Conversely, for any planar rotation system Σ' of C/x , if the non-loop edge x is not a cutvertex of any of the two link graphs at its endvertices, there is a planar rotation system of C inducing Σ' .⁹

Hence the class of 2-complexes that have planar rotation systems is closed under contractions. As noted above it contains the class of locally planar 2-complexes, which is clearly not closed under contractions. However, if we close the later class under contractions, then they do agree – in the locally 3-connected case as follows.

Lemma 2.3. *A locally 3-connected 2-complex has a planar rotation system if and only if all contractions are locally planar.¹⁰*

We remark that by Lemma 3.4 below the class of locally 3-connected 2-complexes is closed under contractions.

3 Vertex sums

In this short section we prove some elementary facts about an operation we call ‘vertex sum’ which is used in the proof of Theorem 1.2.

⁹This lemma is proved in Section 3.

¹⁰Lemma 2.3 will follow from Lemma 4.1 below.

Let H_1 and H_2 be two graphs with a common vertex v and a bijection ι between the edges incident with v in H_1 and H_2 . The *vertex sum* of H_1 and H_2 over v given ι is the graph obtained from the disjoint union of H_1 and H_2 by deleting v in both H_i and adding an edge between any pair (v_1, v_2) of vertices $v_1 \in V(H_1)$ and $v_2 \in V(H_2)$ such that v_1v and v_2v are mapped to one another by ι , see Figure 6.

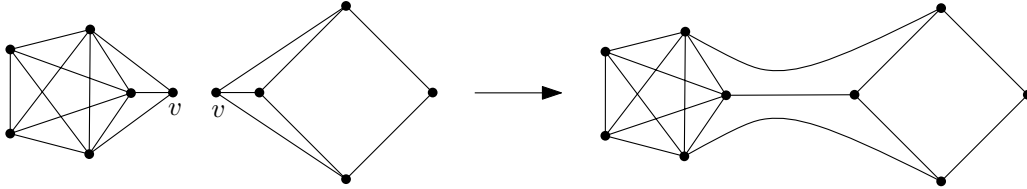


Figure 6: The vertex sum of the two graphs on the left is the graph on the right.

Let C be a 2-complex with a non-loop edge e with endvertices v and w .

Observation 3.1. *The link graph of C/e at e is the vertex sum of the link graphs $L(v)$ and $L(w)$ over the common vertex e .* \square

Lemma 3.2. *Let G be a graph that is a vertex sum of two graphs H_1 and H_2 over the common vertex v . Let $(\sigma_x^i | x \in V(H_i))$ be a planar rotation system of H_i for $i = 1, 2$ such that σ_v^1 is the inverse of σ_v^2 . Then $(\sigma_x^i | x \in V(H_i) - v, i = 1, 2)$ is a planar rotation system of G .*

Proof sketch. This is a consequence of the topological fact that the connected sum of two spheres is the sphere. \square

Lemma 3.3. *Let G be a graph that is a vertex sum of two graphs H_1 and H_2 over the common vertex v . Assume that the vertex v is not a cutvertex of H_1 or H_2 . Assume that G has a planar rotation system Σ . Then there are planar rotation systems of H_1 and H_2 that agree with Σ at the vertices in $V(G) \cap V(H_i)$ and that are reverse at v .*

Proof. Since the vertex v is not a cutvertex of the graph H_2 , the graph H_1 can be obtained from the graph G by contracting the connected vertex set $V(H_2) - v$ onto a single vertex. Now let a plane embedding ι of G be given that is induced by the rotation system Σ . Since contractions can be performed within the plane embedding ι , there is a planar rotation system Σ_1 of the graph H_1 that agrees with Σ at all vertices in $V(H_1) - v$.

Since the vertex v is not a cutvertex of H_1 or H_2 , the cut X of G consisting of the edges between $V(H_1) - v$ and $V(H_2) - v$ is actually a bond of the graph G . The bond X is a circuit o of the dual graph of G with respect to the embedding ι . And the rotator at v of the embedding Σ_1 is equal (up to reversing) to the cyclic orientation of the edges on the circuit o . Similarly, we construct a planar rotation system Σ_2 of H_2 that agrees with Σ at all vertices in $V(H_2) - v$, and the rotator at the vertex v is the other orientation of the circuit o . This completes the proof. \square

Proof of Lemma 2.2. This is a consequence of Lemma 3.2 and Lemma 3.3. \square

Lemma 3.4. *Let G be a graph that is a vertex sum of two graphs H_1 and H_2 over the common vertex v . Let $k \geq 2$. If H_1 and H_2 are k -connected¹¹, then so is G .*

Proof. Suppose for a contradiction that there is a set of less than k vertices of G such that $G \setminus X$ is disconnected. Let Y be the set of edges incident with v (suppressing the bijection between the edges incident with v in H_1 and H_2 in our notation). As H_1 is k -connected, the set Y contains at least k edges. If $k > 2$, then since no H_i has parallel edges, no two edges in Y share a vertex. Thus in this case the set Y contains k edges that are vertex disjoint. If $k = 2$, then either one H_i consists of a single class of parallel edges and the lemma is immediate; or else, there are two disjoint edges of Y – here this is true as Y considered as a subgraph of G is a bipartite graph with at least two vertices on either side each having degree at least one.

Hence by the pigeonhole principle, there is an edge e in Y such that no endvertex of e is in X . Let C be the component of $G \setminus X$ that contains e . Let C' be a different component of $G \setminus X$. Let i be such that H_i contains a vertex w of C' .

In H_i this vertex w and an endvertex of e are separated by $X + v$. As H_i is k -connected, we deduce that all vertices of X are in H_i . Then the connected graph H_{i+1} is a subset of C . Hence the vertex w and an endvertex of e are separated by X in H_i . This is a contradiction to the assumption that H_i is k -connected. \square

In our proof we use the following simple fact.

¹¹Given $k \geq 2$, a graph with at least $k + 1$ vertices is k -connected if the removal of less than k vertices does not make it disconnected. Moreover it is not allowed to have loops and if $k > 2$, then it is not allowed to have parallel edges.

Lemma 3.5. *Let G be a graph with a minor H . Let v and w be vertices of G contracted to the same vertex of H . Then there is a minor G' of G such that v and w are contracted to different vertices of G' and their branch vertices are joined by an edge e and $H = G'/e$. \square*

4 Constructing planar rotation systems

The aim of this section is to prove the following lemma, which is used in the proof of Theorem 1.2. This lemma roughly says that a 2-complex has a planar rotation system if and only if certain contractions are locally planar. A *chord* of a cycle o is an edge not in o joining two distinct vertices in o but not parallel to an edge of o . A cycle that has no chord is *chordless*.

Lemma 4.1. *Let C be a locally 3-connected 2-complex. Assume that the following 2-complexes are locally planar: C , for every non-loop edge e the contraction C/e , and for every non-loop chordless cycle o of C and some $e \in o$ the contraction $C/(o - e)$.*

Then C has a planar rotation system.

First we show the following.

Lemma 4.2. *Let C be a 2-complex with an edge e with endvertices v and w . Assume that the link graphs $L(v)$ and $L(w)$ at v and w are 3-connected and that the link graph $L(e)$ of C/e at e is planar. Then for any two planar rotation systems of $L(v)$ and $L(w)$ the rotators at e are reverse of one another or agree.*

Proof. Let $\Sigma = (\sigma_x | x \in (L(v) \cup L(w)) - e)$ be a planar rotation system of $L(e)$. By Lemma 3.3 there is a rotator τ_e at e such that $(\sigma_x | x \in L(v) - e)$ together with τ_e is a planar rotation system of $L(v)$ and $(\sigma_x | x \in L(w) - e)$ together with the inverse of τ_e is a planar rotation system of $L(w)$.

Since $L(v)$ and $L(w)$ are 3-connected, their planar rotation system are unique up to reversing and hence the lemma follows. \square

Let C be a locally 3-connected 2-complex such that C and for every non-loop e all contractions C/e are locally planar. We pick a planar rotation system $(\sigma_e^v | e \in V(L(v)))$ at each link graph $L(v)$ of C . By Lemma 4.2, for every edge e of C with endvertices v and w the rotators σ_e^v and σ_e^w are reverse or agree. We colour the edge e green if they are reverse and we colour it red otherwise.

A *pre-rotation system* is such a choice of rotation systems such that all edges are coloured green. The following is an immediate consequence of the definitions.

Lemma 4.3. *C has a pre-rotation system if and only if C has a planar rotation system.* \square

Lemma 4.4. *Let o be a cycle of C and e an edge on o . Assume that the link graph $L[o, e]$ of $C/(o - e)$ at e is loop-planar. Then the number of red edges of o is even.*

Proof. Since $L[o, e]$ is loop-planar, by Lemma 3.3 there are planar rotation systems of all link graphs of vertices of C on o such that for every edge $x \in o$ with endvertices v and w the rotators σ_x^v and σ_x^w are reverse. Hence there are assignments of planar rotation systems to the link graphs at vertices of o such the number of red edges on o is zero.

Since all link graphs are 3-connected, the planar rotation systems are unique up to reversing. Reversing a rotation system flips the colours of all incident edges. Hence for any assignment of planar rotation systems the number of red edges of o must be even. \square

Proof of Lemma 4.1. By Lemma 4.3, it suffices to construct a pre-rotation system, that is, to construct suitable rotation systems at each link graph of C .

We may assume that C is connected. We pick a spanning tree T of C with root r . At the link graph at r we pick an arbitrary planar rotation system. Now we define a rotation system $(\sigma_e^v | e \in V(L(v)))$ at some vertex v assuming that for the unique neighbour w of v nearer to the root in T we have already defined a rotation system $(\sigma_e^w | e \in V(L(w)))$. Let e be the edge between v and w that is in T . By Lemma 4.2, there is a planar rotation system $(\sigma_e^v | e \in V(L(v)))$ of the link graph $L(v)$ such that the rotators σ_e^v and σ_e^w are reverse. As C is connected, this defines a planar rotation system at every vertex of C . It remains to show that every edge e of C is green with respect to that assignment. This is true by construction if e is in T .

Lemma 4.5. *Every edge e of C that is not in T and is not a loop is green.*

Proof. Let o_e be the fundamental cycle of e with respect to T . We prove by induction on the number of edges of o_e that e is green. The base case is that o_e is chordless. Then by assumption the link graph $L[o, e]$ of $C/(o - e)$ at e is loop-planar. So the number of red edges on o_e is even by Lemma 4.4.

As shown above all edges of o_e except for possibly e are green. So e must be green.

Thus we may assume that o_e has chords. By shortcutting along chords we obtain a chordless cycle o'_e containing e such that each edge x of o'_e not in o_e is a chord of o_e . Thus each such edge x is not in T and not a loop. Since no chord x can be parallel to e , the corresponding fundamental cycles o_x have each strictly less edges than o_e . Hence by induction all the edges x are green. Thus all edges of o'_e except for possibly e are green. Similarly as in the base case we can now apply Lemma 4.4 to the chordless cycle o'_e to deduce that e is green. \square

Sublemma 4.6. *Every loop ℓ of C is green.*

Proof. Let v be the vertex incident with ℓ . As the link graph $L(v)$ is 3-connected and loop-planar each of its (two) planar rotation systems must witness that $L(v)$ is loop-planar. Hence the rotation system we picked at $L(v)$ witnesses that $L(v)$ is loop planar. Thus ℓ is green. \square

As all edges of C are green with respect to Σ , the family Σ is a pre-rotation system of C . Hence C has a planar rotation system by Lemma 4.3. \square

5 Marked graphs

In this section we prove Lemma 5.9 and Lemma 5.19 which are used in the proof of Theorem 1.2. More precisely, these lemmas characterise when a 2-complex is locally planar in terms of finitely many obstructions.

A *marked graph* is a graph G together with two of its vertices v and w and three pairs $((a_i, b_i) | i = 1, 2, 3)$ of its edges, where the a_i are incident with v and the b_i are incident with w . We stress that we allow $a_i = b_i$.

Given a 2-complex C , a link graph $L(x)$ of C , a loop ℓ of C incident with x and three distinct faces f_1, f_2, f_3 of C traversing ℓ , the marked graph *associated* with (x, ℓ, f_1, f_2, f_3) is the graph $L(x)$ together with the two vertices v and w of $L(x)$ corresponding to ℓ . The traversal of each face f_i of ℓ corresponds to edges a_i and b_i incident with v and w , respectively. As f_i is a closed trail in C , each vertex of $L(x)$ is incident with at most one edge corresponding to f_i . Hence a_i and b_i are defined unambiguously. Note that if f_i consists only of ℓ , then $a_i = b_i$. This completes the definition of the associated marked graph $(G, v, w, ((a_i, b_i) | i = 1, 2, 3))$.

A marked graph $(G, v, w, ((a_i, b_i)|i = 1, 2, 3))$ is *planar* if there is a planar rotation system $(\sigma_x|x \in V(G))$ of G such that σ_v restricted to (a_1, a_2, a_3) is the inverse permutation of σ_w restricted to (b_1, b_2, b_3) – when concatenated with the bijective map $b_i \mapsto a_i$. The next lemma characterises loop-planarity.

Lemma 5.1. *A 3-connected link graph $L(x)$ is loop-planar if and only if it is a planar graph and all its associated marked graphs are planar marked graphs.*

Proof. Clearly, if $L(x)$ is loop-planar, then all its link graphs and all their associated marked graphs are planar. Conversely assume that a link graph $L(x)$ and all its associated marked graphs are planar. Then $L(v)$ has a planar rotation system Σ . As $L(x)$ is 3-connected, this rotation system is unique up to reversing. Hence any planar rotation system witnessing that some associated marked graph is planar is equal to Σ or its inverse. By reversing that rotation system if necessary, we may assume that it is equal to Σ . Hence Σ is a planar rotation system that witnesses that $L(x)$ is loop-planar. \square

Corollary 5.2. *A locally 3-connected 2-complex C is locally planar if and only if all its link graphs and all their associated marked graphs are planar.*

Proof. By definition, a 2-complex is locally planar if all its link graphs are loop-planar. \square

A marked graph $(G, v, w, ((a_i, b_i)|i = 1, 2, 3))$ is *3-connected* if G is 3-connected. We abbreviate $A = \{a_1, a_2, a_3\}$ and $B = \{b_1, b_2, b_3\}$.

A *marked minor* of a marked graph $(G, v, w, ((a_i, b_i)|i = 1, 2, 3))$ is obtained by doing a series of the following operations:

- contracting or deleting an edge not in $A \cup B$;
- replacing an edge $a_i \in A \setminus B$ and an edge $b_j \in B \setminus A$ that are in parallel by a single new edge which is in that parallel class. In the reduced graph, this new edge is a_i and b_j .
- the above with ‘serial’ in place of ‘parallel’.
- apply the bijective map $(v, A) \mapsto (w, B)$.

Lemma 5.3. *Let $\hat{G} = (G, v, w, ((a_i, b_i)|i = 1, 2, 3))$ be a marked graph such that G is planar. Let \hat{H} be a 3-connected marked minor of \hat{G} . Then \hat{G} is planar if and only if \hat{H} is planar.*

Before we can prove this, we need to recall some facts about rotation systems of graphs. Given a graph G with a rotation system $\Sigma = (\sigma_v | v \in V(G))$ and an edge e . The rotation system *induced* by Σ on $G - e$ is $(\sigma_v - e | v \in V(G))$. Here $\sigma_v - e$ is obtained from the cyclic ordering σ_v by deleting the edge e . The rotation system *induced* by Σ on G/e is $(\sigma_v | v \in V(G/e) - e)$ together with σ_e defined as follows. Let v and w be the two endvertices of e . Then σ_e is obtained from the cyclic ordering σ_v by replacing the interval e by the interval $\sigma_w - e$ (in such a way that the predecessor of e in σ_v is followed by the successor of e in σ_w). Summing up, Σ induces a rotation system at every minor of G . Since the class of plane graphs¹² is closed under taking minors, rotation systems induced by planar rotation systems are planar.

Proof of Lemma 5.3. Let Σ be a planar rotation system of G . Let Σ' be the rotation system of the graph H of \hat{H} induced by Σ . As mentioned above, Σ' is planar.

Moreover, Σ witnesses that \hat{G} is a planar marked graph if and only if Σ' witnesses that \hat{H} is a planar marked graph. Hence if \hat{G} is planar, so is \hat{H} . Now assume that \hat{H} is planar. Since H is 3-connected, it must be that Σ' witnesses that the marked graph \hat{H} is planar. Hence the marked graph \hat{G} is planar. \square

Our aim is to characterise when 3-connected marked graphs are planar. By Lemma 5.3 it suffices to study that question for marked-minor minimal 3-connected marked graphs; we call such marked graphs *3-minimal*.

It is reasonable to expect – and indeed true, see below – that there are only finitely many 3-minimal marked graphs. In the following we shall compute them explicitly.

Let $\hat{G} = (G, v, w, ((a_i, b_i) | i = 1, 2, 3))$ be a marked graph. We denote by V_A the set of endvertices of edges in A different from v . We denote by V_B the set of endvertices of edges in B different from w .

Lemma 5.4. *Let $\hat{G} = (G, v, w, ((a_i, b_i) | i = 1, 2, 3))$ be 3-minimal. Unless G is K_4 , every edge in $E(G) \setminus (A \cup B)$ has its endvertices either both in V_A or both in V_B .*

Proof. By assumption G is a 3-connected graph with at least five vertices such that any proper marked minor of \hat{G} is not 3-connected. Let e be an edge of G that is not in $A \cup B$. By Bixby's Lemma [16, Lemma 8.7.3] either

¹²A *plane graph* is a graph together with an embedding in the plane.

$G - e$ is 3-connected¹³ after suppressing serial edges or G/e is 3-connected after suppressing parallel edges.

Sublemma 5.5. *There is no 3-connected graph H obtained from $G - e$ by suppressing serial edges.*

Proof. Suppose for a contradiction that there is such a graph H . As G is 3-connected, every class of serial edges of $G - e$ has size at most two. By minimality of G , there is no marked minor of \hat{G} with graph H . Hence one of these series classes has to contain two edges in A or two edges in B . By symmetry, we may assume that e has an endvertex x that is incident with two edges e_1 and e_2 in A . As G is 3-connected these two adjacent edges of A can only share the vertex v . Thus $x = v$. This is a contradiction to the assumption that e_1 and e_2 are in series as v is incident with the three edges of A . \square

By Sublemma 5.5 and Bixby's Lemma, we may assume that the graph H obtained from G/e by suppressing parallel edges is 3-connected. By minimality of G , there is no marked minor of \hat{G} with graph H . Hence G/e has a nontrivial parallel class. And it must contain two edges e_1 and e_2 that are both in A or both in B . By symmetry we may assume that e_1 and e_2 are in A . Since G is 3-connected, the edges e , e_1 and e_2 form a triangle in G . The common vertex of e_1 and e_2 is v . Thus both endvertices of e are in V_A . \square

A consequence of Lemma 5.4 is that every 3-minimal marked graph has at most most 12 edges. However, we can say more:

Corollary 5.6. *Let $\hat{G} = (G, v, w, ((a_i, b_i)|i = 1, 2, 3))$ be 3-minimal. Then G has at most five vertices.*

Proof. Let G_A be the induced subgraph with vertex set $V_A + v$. Let G_B be the induced subgraph with vertex set $V_B + w$. Note that $G = G_A \cup G_B$. If G_A and G_B have at least three vertices in common, then G has at most five vertices as G_A and G_B both have at most four vertices. Hence we may assume that G_A and G_B have at most two vertices in common. As G is

¹³The notion of '3-connectedness' used in [16, Lemma 8.7.3] is slightly more general than the notion used here. Indeed, the additional 3-connected graphs there are subgraphs of K_3 or subgraphs of $U_{1,3}$ – the graph with two vertices and three edges in parallel. It is straightforward to check that these graphs do not come up here as they cannot be obtained from a 3-connected graph with at least 5 vertices by a single operation of deletion or contraction (and simplification as above).

3-connected, the set of common vertices cannot be a separator of G . Hence $G_A \subseteq G_B$ or $G_B \subseteq G_A$. Hence G has at most four vertices in this case. \square

An *unlabelled marked graph* is a graph G together with vertices v and w and edge sets A and B of size three such that all edges of A are incident with v and all edges in B are incident with w . The *underlying* unlabelled marked graph of a marked graph $(G, v, w, ((a_i, b_i)|i = 1, 2, 3))$ is G together with v, w and the sets $A = \{a_1, a_2, a_3\}$ and $B = \{b_1, b_2, b_3\}$. Informally, an unlabelled marked graph is a marked graph without the bijection between the sets A and B . For a planar 3-connected unlabelled marked graph, there are three bijections between A and B for which the associated marked graph is planar as a marked graph. For the other three bijections it is not planar.

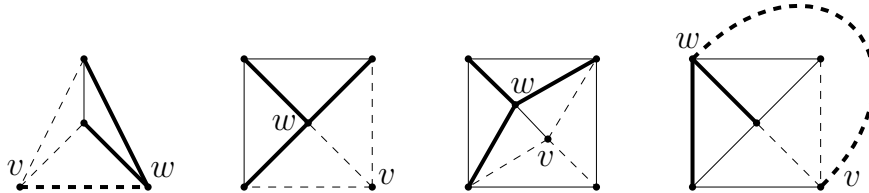


Figure 7: The four unlabelled marked graphs in \mathcal{X} . The edges in A are depicted dotted, the ones in B are bold.

Marked graphs $\hat{G} = (G, v, w, ((a_i, b_i)|i = 1, 2, 3))$ associated to link graphs always have the property that the vertices v and w are distinct. 3-minimal marked graphs need not have this property. Of particular interest to us is the class \mathcal{X} depicted in Figure 7; indeed, they describe the 3-connected marked graphs with the property that $v \neq w$ that are marked minor minimal with G planar, as shown in the following. We shall refer to the four members of \mathcal{X} in the linear ordering given by accessing Figure 7 from left to right (and say things like ‘the first member of \mathcal{X} ’).

Lemma 5.7. *Let $\hat{G} = (G, v, w, ((a_i, b_i)|i = 1, 2, 3))$ be a 3-connected marked graph with $v \neq w$ and G planar. Then \hat{G} has a marked minor that has an underlying unlabelled marked graph in \mathcal{X} .*

Proof. By Corollary 5.6, \hat{G} has a marked minor minimal 3-connected marked minor $\hat{H} = (H, v, w, ((a_i, b_i)|i = 1, 2, 3))$, where H has at most five vertices.

Sublemma 5.8. *The only 3-connected planar graphs with at most five vertices are K_4 , the 4-wheel and K_5^- .*

Proof. Since K_4 is the only 3-connected graph with less than five vertices, it suffices to consider the case where the graph K in question has five vertices. As five is an odd number and K has minimum degree 3, K has a vertex v of degree 4. Hence $K - v$ is 2-connected. Hence it has to contain a 4-cycle. Thus K has the 4-wheel as a subgraph. Thus K is the 4-wheel, K_5^- or K_5 . As K is planar, it cannot be K_5 . \square

By Sublemma 5.8, H is K_4 , the 4-wheel or K_5^- . In the following we treat these cases separately. As above we let $A = \{a_1, a_2, a_3\}$ and $B = \{b_1, b_2, b_3\}$.

Case 1: $H = K_4$. If the vertices v and w of H are distinct, then the underlying unlabelled marked graph of \hat{H} is the first member of \mathcal{X} and the lemma is true in this case. Suppose for a contradiction that $v = w$. Then each edge incident with v is in A and B . Let H' be the marked graph obtained from \hat{H} by replacing each edge incident with v by two edges in parallel, one in A , one in B . It is clear that H' is a marked minor of \hat{G} . By applying Lemma 3.5 to the graph of H' , we deduce that G has K_5 as a minor. This is a contradiction to the assumption that G is planar.

Case 2A: H is the 4-wheel and $v \neq w$.

Subcase 2A1: v or w is the center of the 4-wheel. By applying the bijective map $(v, A) \mapsto (w, B)$ if necessary, we may assume that w is the center. Our aim is to show that the underlying unlabelled marked graph of \hat{H} is the second member of \mathcal{X} . As v has degree three, A is as desired. By Lemma 5.4, the two edges on the rim not in A must have both their endvertices in V_B . Hence B is as desired. Thus the underlying unlabelled marked graph of \hat{H} is the second member of \mathcal{X} .

Subcase 2A2: v and w are adjacent vertices on the rim. We shall show that this case is not possible. Suppose for a contradiction that it is possible.

We denote by e the edge on the rim not incident with v or w . One endvertex has distance two from v , the other has distance two from w . Hence the endvertices of e cannot both be in V_A or both be in V_B . This is a contradiction to Lemma 5.4.

Subcase 2A3: v and w are opposite vertices on the rim. We shall show that this case is not possible. Suppose for a contradiction that it is possible.

There is an edge incident with the center not incident with v or w . Deleting that edge and suppressing the vertex of degree two gives a marked graph whose graph is K_4 . Hence \hat{H} is not minimal in that case, a contradiction. This completes Case 2A.

Case 2B: H is the 4-wheel and $v = w$. By Lemma 5.4, every edge not in $A \cup B$ must have both endvertices in V_A or V_B . Hence v can only be the center of the 4-wheel. By the minimality of \hat{H} and by Lemma 5.4, each edge

of the rim has both its endvertices in V_A or in V_B . At most two edges of the rim can have all their endvertices in V_A and in that case these edges are adjacent on the rim. The same is true for V_B .

We denote the vertices of the rim by $(v_i | i \in \mathbb{Z}_4)$, where $v_i v_{i+1}$ is an edge. By symmetry, we may assume that v_1 is the unique vertex of the rim not in V_A . Then v_3 must be the unique vertex of the rim not in V_B . It follows that the edges vv_2 and vv_4 are in A and B . Let H' be the marked graph obtained from \hat{H} by replacing each of vv_2 and vv_4 by two edges in parallel, one in A , one in B . It is clear that H' is a marked minor of \hat{G} . Let H'' be the marked graph obtained from H' by applying Lemma 3.5. The underlying unlabelled marked graph of H'' is the third member of \mathcal{X} .

Case 3: H is K_5^- .

We shall show that the underlying unlabelled marked graph of \hat{H} is the forth graph of \mathcal{X} . H has three vertices of degree four, which lie one a common 3-cycle. Removing any edge of that 3-cycle gives a graph isomorphic to the 4-wheel. Hence by minimality of \hat{H} , it must be that this 3-cycle is a subset of $A \cup B$. In particular, v and w are distinct vertices on that 3-cycle. Up to symmetry, there is only one choice for v and w . By applying the map $(v, A) \mapsto (w, B)$ if necessary, we may assume that A contains at least two edges of that 3-cycle.

We denote the two vertices of H of degree three by u_1 and u_2 . We denote the vertex of degree four different from v and w by x . By exchanging the roles of u_1 and u_2 if necessary, we may assume that $A = \{vw, vx, vu_1\}$.

Recall that $wx \in B$. The endvertex u_2 of the edge vu_2 is not in V_A and this edge cannot be in B . Hence by Lemma 5.4, both its endvertices must be in V_B . Hence $vw \in B$ and $wu_2 \in B$. Summing up $B = \{wx, vw, wu_2\}$. Thus in this case the underlying unlabelled graph of \hat{H} is the forth graph of \mathcal{X} . \square

By \mathcal{Y} we denote the class of marked graphs that are not planar as marked graphs and whose underlying unlabelled marked graphs are isomorphic to a member of \mathcal{X} – perhaps after applying the bijective map $(v, A) \mapsto (w, B)$. We consider two marked graphs the same if they have the have the same graph and the same bijection between the sets A and B (although the elements in A might have different labels). Hence for each $X \in \mathcal{X}$, there are precisely three marked graphs in \mathcal{Y} with underlying unlabelled marked graph X , one for each of the three bijections between A and B that are not compatible with any rotation system of the graph of X (which is 3-connected). Thus \mathcal{Y} has twelve elements.

Summing up we have proved the following.

Lemma 5.9. *A locally 3-connected 2-complex is locally planar if and only if all its link graphs are planar and all their associated marked graphs do not have a marked minor from \mathcal{Y} .*

Proof. Since no marked graph in \mathcal{Y} is planar, it is immediate that if a 2-complex is locally planar, then all its link graphs are planar and all their associated marked graphs do not have a marked minor from \mathcal{Y} .

For the other implication it suffices to show that any 3-connected link graph $L(x)$ that is planar but not loop-planar has an associated marked graph that has a marked minor in \mathcal{Y} . By Lemma 5.1, $L(x)$ has an associated marked graph \hat{G} that is not planar. By Lemma 5.7, \hat{G} has a marked minor \hat{H} whose underlying unlabelled marked graph is in \mathcal{X} . By Lemma 5.3, \hat{H} is not planar. Hence \hat{H} is in \mathcal{Y} . \square

Lemma 5.9 has already the following consequence, which characterises embeddability in 3-space by finitely many obstructions.¹⁴

Corollary 5.10. *Let C be a simply connected locally 3-connected 2-complex. Let C' be a contraction of C to a single vertex v . Then C has an embedding into \mathbb{S}^3 if and only if no marked graph associated to the link graph at v has a marked minor in the finite set \mathcal{Y} .*

Proof. By Theorem 2.1, C is embeddable if and only if it has a planar rotation system. By Lemma 2.3 C has a planar rotation system if and only if C' is locally planar. Hence Corollary 5.10 follows from Lemma 5.9. \square

In the following we will deduce from Lemma 5.9 a more technical analogue. A *strict marked graph* is a marked graph $(G, v, w, ((a_i, b_i) | i = 1, 2, 3))$ together with a bijective map between the edges incident with v and the edges incident with w that maps a_i to b_i . A *strict marked minor* is obtained by deleting edges not incident with v or w or deleting an edge not in $A \cup B$ incident with v and the edge it is bijected to, and contracting edges if they have an endvertex x of degree two such that x is neither equal to v or w nor x is adjacent to v or w . We also allow to apply the bijective map $(v, A) \mapsto (w, B)$.

Remark 5.11. We call this relation the ‘strict marked minor relation’ as it is more restrictive than the ‘marked minor relation’.

¹⁴As turns out, Corollary 5.10 is too weak to be used directly in our proof of Theorem 1.2. Indeed, in our proof it will not always be possible to contract C onto a single vertex but we need to choose the edges we contract carefully (using the additional information provided in Lemma 4.1).

The proof of the next lemma is technical. We invite the reader to skip it when first reading the paper.

Lemma 5.12. *There is a finite set \mathcal{Y}' of strict marked graphs such that a strict marked graph has a strict marked minor in \mathcal{Y}' if and only if its marked graph has a marked minor in \mathcal{Y} .*

Proof. The *underlyer* of a strict marked graph \hat{Y} is the the underlying unlabelled marked graph of the strict marked graph \hat{Y} . We define \mathcal{Y}' and reveal the precise definition in steps during the proof. Now we reveal that by \mathcal{Y}' we denote the class of strict marked graphs with underlyer in \mathcal{X}_5 – perhaps after applying the bijective map $(v, A) \mapsto (w, B)$. The set \mathcal{X}_5 , however, is revealed later. We abbreviate ‘strict marked minor’ by *5-minor*. We define *0-minors* like ‘marked minors’ but on the larger class of strict marked graphs where we additionally allow that edges incident with v or w have no image under ι . (This is necessary for this class to be closed under 0-minors). Let $\mathcal{X}_0 = \mathcal{X}$.

Let \hat{Y} be a strict marked graph. In this language, it suffices to show that \hat{Y} has a 0-minor with underlyer in \mathcal{X}_0 if and only if \hat{Y} has a 5-minor with underlyer in \mathcal{X}_5 . We will show this in five steps. In the n -th step we define *n-minors* and a set \mathcal{X}_n of unlabelled marked graphs and prove that \hat{Y} has an $(n - 1)$ -minor with underlyer in \mathcal{X}_{n-1} if and only if \hat{Y} has an n -minor with underlyer in \mathcal{X}_n .

Starting with the first step, we define *1-minors* like ‘0-minors’ where we do not allow to contract edges incident with v or w . We define \mathcal{X}_1 and reveal it during the proof of the following fact.

Sublemma 5.13. *\hat{Y} has a 0-minor with underlyer in \mathcal{X}_0 if and only if \hat{Y} has a 1-minor with underlyer in \mathcal{X}_1 .*

Proof. Assume that \hat{Y} has a 0-minor \hat{Y}_0 with underlyer in \mathcal{X}_0 . So there is a 1-minor \hat{Y}_1 of \hat{Y} so that we obtain \hat{Y}_0 from \hat{Y}_1 by contracting edges incident with v or w . We reveal that \mathcal{X}_1 is a superset of \mathcal{X}_0 . Hence we may assume that there is an edge of \hat{Y}_1 that is not in \hat{Y}_0 . By symmetry, we may assume that it is incident with v . We denote that edge by e_v , see Figure 8.



Figure 8: The situation of the proof of Sublemma 5.13.

We may assume that \hat{Y}_1 is minimal, that is, it has no proper 1-minor that has a 0-minor isomorphic to \hat{Y}_0 . Applying this to $\hat{Y}_1 - e_v$, yields that there must be an edge e'_v incident with v in \hat{Y}_0 that in \hat{Y}_1 is not incident with v but the other endvertex of e_v . In particular, the edge e'_v is not in A . Let u be the common vertex of e_v and e'_v .

Next we show that u is only incident with e_v and e'_v in Y_1 . By going through the four unlabelled marked graphs in $\mathcal{X}_0 = \mathcal{X}$, we check that there is at most one edge incident with v but not in A . Hence u can only be incident with edges not in $\hat{Y}_0 - e'_v$. Moreover the connected component of $Y_1 \setminus Y_0$ containing u can only contain v and vertices not incident with any edge of Y_0 . Thus by the minimality of \hat{Y}_1 , this connected component only contains the edge e_v . So u is only incident with e_v and e'_v .

Since u has degree 2, \hat{Y}_1/e'_v has a 0-minor isomorphic to \hat{Y}_0 . By the minimality of \hat{Y}_1 , it must be that \hat{Y}_1/e'_v is not 1-minor of it. Hence e'_v has to be incident with w .

Suppose for a contradiction that there is an edge e_v and an edge e_w defined as e_v with ‘ w ’ in place of ‘ v ’. Then as each member of \mathcal{X} has at most one edge between v and w , it must be that $e'_v = e'_w$. This is a contradiction as e'_v is incident with w but not with v in \hat{Y}_1 and for e'_w it is the other way round.

Summing up, we have shown that \hat{Y}_1 is either equal to \hat{Y}_0 or otherwise \hat{Y}_0 has an edge e between v and w and \hat{Y}_1 is obtained by subdividing that edge. This edge e cannot be in $A \cap B$.

Now we reveal that we define \mathcal{X}_1 from \mathcal{X} by adding two more unlabelled marked graphs as follows, see Figure 9. The first we get from the second

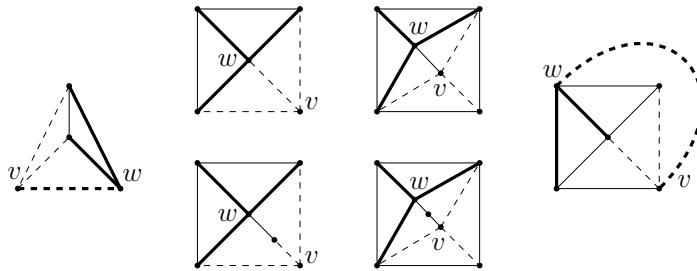


Figure 9: The six unlabelled marked graphs in \mathcal{X}_1 . The edges in A are depicted dotted, the ones in B are bold.

member by subdividing the edge between v and w and let the subdivision edge incident with v remain in A . The second we get from the third member

by subdividing the edge between v and w .

From this construction it follows that if \hat{Y} has a 0-minor \hat{Y}_0 with underlyer in \mathcal{X}_0 , then the 1-minor \hat{Y}_1 of \hat{Y} defined above has an underlyer in \mathcal{X}_1 . Hence \hat{Y} has a 1-minor with underlyer in \mathcal{X}_1 if and only if it has a 0-minor with underlyer in \mathcal{X}_0 . \square

Starting with the second step, we define *2-minors* like ‘1-minors’ where we only allow to delete edges incident with v and w in the pairs given by the bijection ι – and if they are not in $A \cup B$. We obtain \mathcal{X}_2 from \mathcal{X}_1 by adding the following unlabelled marked graphs. For each member of \mathcal{X}_1 such that all edges incident with v or w are in $A \cup B$ we add no new member. There is one member in $X \in \mathcal{X}_1$ that has an edge incident with w not in $A \cup B$ but every edge incident with v is in A . We add new members obtained from X by adding one more edge incident to v and one other vertex; this may be a vertex of $X - v$ or a new vertex. All other members of $X' \in \mathcal{X}_1$ have the property that they have exactly one edge incident with v not in $A \cup B$ and exactly one edge incident with w not in $A \cup B$. We add new members to \mathcal{X}_2 obtained from such an X' by adding two more non-loop edges, one incident with v , the other incident with w .¹⁵ This completes the definition of \mathcal{X}_2 .

Sublemma 5.14. *\hat{Y} has a 1-minor with underlyer in \mathcal{X}_1 if and only if \hat{Y} has a 2-minor with underlyer in \mathcal{X}_2 .*

Proof. By construction, if \hat{Y} has a 2-minor with underlyer in \mathcal{X}_2 , then it has a 1-minor with underlyer in \mathcal{X}_1 . Now conversely assume that \hat{Y} has a 1-minor \hat{Y}_1 with underlyer in \mathcal{X}_1 . We define \hat{Y}_2 like ‘ \hat{Y}_1 ’ except that we only delete edges incident with v or w if also their image under ι is deleted. It remains to show that the underlyer of \hat{Y}_2 is in \mathcal{X}_2 , that is, the graph Y_2 has no loops. This is true as the graph Y_1 has no loops and the additional edges of Y_2 are incident with v or w . So they cannot be loops as no edge of \hat{Y} incident with v or w is contracted by the definition of 1-minor. \square

Starting with the third step, we define *3-minors* like ‘2-minors’ where we do not allow to replace parallel or serial pairs of edges in $A \cup B$ as in the second and third operation of marked minor. Each member of \mathcal{X}_2 has at most one edge in $A \cap B$. We obtain \mathcal{X}_3 from \mathcal{X}_2 by adding two new member

¹⁵There are some technical conditions we could further force these newly added edges to satisfy. For example, there are ways in which we could add two edges to the fourth member of \mathcal{X} such that the resulting unlabelled marked graph has another member of \mathcal{X} as a strict marked minor. This would give rise to a slightly stronger version of Lemma 5.12 and thus of Theorem 1.2. To simplify the presentation we do not do it here.

for each $X \in \mathcal{X}_2$ that has an edge e in $A \cap B$. The first one we obtain by replacing the edge e by two edges in parallel, one in $A \setminus B$ and the other in $B \setminus A$. The second member we construct the same with ‘parallel’ replaced by ‘serial’. The following is immediate.

Sublemma 5.15. *\hat{Y} has a 2-minor with underlyer in \mathcal{X}_2 if and only if \hat{Y} has a 3-minor with underlyer in \mathcal{X}_3 .* \square

We define *4-minors* like ‘3-minors’ where we only allow to contract edges e if they have an endvertex x of degree two (and as before e is not incident with v or w).

Definition 5.16. We say that a graph H is obtained from a graph G by *coadding* the edge e of H at the vertex z of G if $H/e = G$, and the edge e is contracted onto the vertex z of G , and e is not a loop in H .

We obtain \mathcal{X}_3 from \mathcal{X}_4 by adding all marked graphs obtained from marked graphs in \mathcal{X}_3 by coadding edges e at vertices different from v and w such that both endvertices of e have degree at least three. We remark that \mathcal{X}_4 is finite as any coadding of such an edge strictly reduces the degree-sequence of the graph in the lexicographical order.

Sublemma 5.17. *\hat{Y} has a 3-minor with underlyer in \mathcal{X}_3 if and only if \hat{Y} has a 4-minor with underlyer in \mathcal{X}_4 .*

Proof. Clearly every marked graph in \mathcal{X}_4 has a 3-minor in \mathcal{X}_3 . Now assume that \hat{Y} has a 3-minor \hat{H} with underlyer in \mathcal{X}_3 . We do the minors as before but only contract edges contracted before if they have an endvertex of degree two; and if they have an endvertex of degree one or are loops, we delete them instead. The resulting strict marked graph \hat{G} has \hat{H} as a 3-minor; namely we just need to contract the edges in $E(G) \setminus E(H)$. However, both endvertices of these edges have degree at least three and they are not loops; that is, G can be obtained from H by coadding edges. Thus \hat{G} is in \mathcal{X}_4 . So \hat{Y} has a 4-minor in \mathcal{X}_4 . \square

We define *5-minors* like ‘4-minors’, where we additionally require that the endvertex x of degree two is not adjacent to v or w . We let \mathcal{X}_5 to consists of those marked graphs obtained from a marked graph of \mathcal{X}_4 by subdividing each edge incident with v or w at most once.

Sublemma 5.18. *\hat{Y} has a 4-minor with underlyer in \mathcal{X}_4 if and only if \hat{Y} has a 5-minor with underlyer in \mathcal{X}_5 .*

Proof. Clearly every marked graph in \mathcal{X}_5 has a 4-minor in \mathcal{X}_4 . 5-minors are slightly more restricted than 4-minors in that there are a few edges we are not allowed to contract. These edges have an endvertex of degree two that is adjacent to v or w . Hence if \hat{Y} has a 4-minor with underlyer in \mathcal{X}_4 , and we do the minors as before but do not contract the edges forbidden for 5-minors, we get a strict marked graph with underlyer in \mathcal{X}_5 , which then is a 5-minor of \hat{Y} . \square

It is clear from the definitions that 5-minors are just strict marked minors. By Sublemma 5.13, Sublemma 5.14, Sublemma 5.15, Sublemma 5.17 and Sublemma 5.18, any strict marked graph has a strict marked minor with underlyer in \mathcal{X}_5 if and only if its marked graph has a marked minor with underlyer in \mathcal{X}_0 . This completes the proof. \square

The set \mathcal{Y}' is defined explicitly in the proof of Lemma 5.12. We fix the set \mathcal{Y}' as defined in that proof. The following is analogue to Lemma 5.9 for strict marked minors.

Lemma 5.19. *A locally 3-connected 2-complex is locally planar if and only if all its link graphs are planar and all their associated strict marked graphs do not have a strict marked minor from \mathcal{Y}' .*

Proof. This is a direct consequence of Lemma 5.9 and Lemma 5.12. \square

6 Space minors

In this sections we introduce ‘space minors’ and prove Theorem 1.2 and Theorem 1.3.

6.1 Motivation

Our approach towards Lovász question mentioned in the Introduction is based on the following two lines of thought.

The first line is as follows. Suppose that a 2-complex C can be embedded in \mathbb{S}^3 then we can define a dual graph G of the embedding as follows. Its vertices are the components of $\mathbb{S}^3 \setminus C$ and its edges are the faces of C ; each edge is incident with the two components of $\mathbb{S}^3 \setminus C$ touched by its face. It would be nice if the minor operations on the dual graph would correspond to minor operations on C .

The operation of contraction of edges of G corresponds to deletion of faces. But which operation corresponds to deletion of edges of G ? If the

face of C corresponding to the edge of G is incident with at most two edges of C , then this is the operation of contraction of faces (that is, identify the two incident edges along the face). For faces of size three, however, it is less clear how such an operation could be defined.

The second line of thought is that we would like to define the minor operation such that we can prove an analogue of Kuratowski's theorem – at least in the simply connected case.

Corollary 5.10 above is already a characterisation of embeddability in 3-space by finitely many obstructions. However, the reduction operations are not directly operations on 2-complexes (some are just defined on their link complexes). But does Corollary 5.10 imply such a Kuratowski theorem? Thus our aim is to define three operations on 2-complexes that correspond to

1. contraction of edges that are not loops¹⁶;
2. deletion of edges in link graphs;
3. contraction of edges in link graphs.

So we make our first operation to be just the first one: contraction of edges that are not loops. A natural choice for the second operation is deletion of faces. This very often corresponds to deletion of edges in the link graph. In some cases however it may happen that a face corresponds to more than one edge in a link graph. This is a technicality we will consider later. Also note that contraction of edges and deletion of faces are "dual"; that is, given a 2-complex C embedded in 3-space and the dual complex D (this is the dual graph G defined above with a face attached for every edge e of C to the edges of G incident with e), contracting an edge in C results in deleting a face in D , and vice versa. This is analogous to the fact that deleting an edge in a plane graph corresponds to contracting that edge in the plane dual.

For the third operation we have some freedom. One operation that corresponds to 3 is the inverse operation of contracting an edge. However this would not be compatible with the first line of thought and we are indeed able to make such a compatible choice as follows.

If an edge of the link graph corresponds to a face of C that is incident with only two edges of C , then contracting that face corresponds to contracting the corresponding edge in the link graph. It is not clear, however, how that definition could be extended to faces of size three (in particular if all edges

¹⁶Contractions of loops do not preserve embeddability in general (as $\mathbb{S}^3 / \mathbb{S}^1 \not\cong \mathbb{S}^3$).

incident with that face are loops; which we have to deal with as we allow contractions of edges of C).

Our solution is the following. Essentially, we are able to show that in order to construct a bounded obstruction in any non-embeddable 2-dimensional simplicial complex (which is the crucial step in a proof of a Kuratowski type theorem) that is nice enough, we only need to contract faces incident with two edges but not those of size three! Here ‘nice enough’ means simply connected and locally 3-connected. Both these conditions can be interpreted as face maximality conditions on the complex, see [2, Theorem 7.1]. ‘Essentially’ here means that additionally we have to allow for the following two (rather simple) operations.

If the link graph at a vertex v of a 2-complex C is disconnected, the 2-complex obtained from C by *splitting* the vertex v is obtained by replacing v by one new vertex for each connected component K of the link graph that is incident with the edges and faces in K .

Given an edge e in a 2-complex C , the 2-complex obtained from C by *deleting the edge* e is obtained from C by replacing e by parallel edges such that each new edge is incident with precisely one face (for an example, see the deletion of the edge g in Figure 4).

Remark 6.1. (On a variant of space minors and Theorem 1.2). In our proof we only ever split vertices directly after deleting edges or faces, and after such a deletion we can without changing the proof always split the incident vertices. Hence we could modify these two operations so that we always afterwards additionally split all vertices incident with the deleted edge or face. This way we would only have four space minor operations, one for each corner of Figure 3. And Theorem 1.2 would be true in this form.

Formally, let f be a face of size two in a 2-complex C , the 2-complex C/f obtained from C by *contracting* the face f is obtained from C by replacing the face f and its two incident edges by a single edge (also denoted by f). This new edge is incident with all faces that are incident with one of the two edges of f – and it is incident with the same vertices as f .

6.2 Basic properties

A *space minor* of a 2-complex is obtained by successively performing one of the five operations.

1. contracting an edge that is not a loop;
2. deleting a face (and all edges or vertices only incident with that face);

3. contracting a face of size one¹⁷ or two if its two edges are not loops;
4. splitting a vertex;
5. deleting an edge (we also refer to that operation as ‘forgetting the incidences of an edge’).

Remark 6.2. A little care is needed with contractions of faces. This can create faces traversing edges multiple times. In this paper, however, we do not contract faces consisting of two loops and we only perform these operations on 2-complexes whose faces have size at most three. Hence it could only happen that after contraction some face traverses an edge twice but in opposite direction. Since faces have size at most three, these traversals are adjacent. In this case we omit the two opposite traversals of the edge from the face. We delete faces incident with no edge. This ensures that the class of 2-complexes with faces of size at most three is closed under face contractions.

A 2-complex is *3-bounded* if all its faces are incident with at most three edges. The closure of the class of simplicial complexes by space minors is the class of 3-bounded 2-complexes.

It is easy to see that the space minor operations preserve embeddability in \mathbb{S}^3 (or in any other 3-dimensional manifold) and the first three commute when defined.¹⁸

Lemma 6.3. *The space minor relation is well-founded.*

Proof. The *face degree* of an edge e is the number of faces incident with e . We consider the sum S of all face degrees ranging over all edges. None of the five above operations increases S . And 1, 2 and 3 always strictly decrease S . Hence we can apply 1, 2 or 3 only a bounded number of times.

Since no operation increases the sizes of the faces, the total number of vertices and edges incident with faces is bounded. Operation 4 increases the number of vertices and preserves the number of edges. For operation 5 it is the other way round. Hence we can also only apply¹⁹ 4 and 5 a bounded number of times. □

¹⁷Although we do not need it in our proofs, it seems natural to allow contractions of faces of size one.

¹⁸In order for the contraction of a face to be defined we need the face to have at most two edges. This may force contractions of edges to happen before the contraction of the face.

¹⁹We exclude applications of 4 to a vertex whose link graph is connected and applications of 5 to edges incident with a single face.

Lemma 6.4. *If a 2-complex C has a planar rotation system, then all its space minors do.*

Proof. By Lemma 2.2 existence of planar rotation systems is preserved by contracting edges that are not loops. Clearly the operations 2, 4 and 5 preserve planar rotation systems as well. Since contracting a face of size two corresponds to locally in the link graph contracting the corresponding edges, contracting faces of size two preserves planar rotation systems as noted after Lemma 5.3. The operation that corresponds to contracting a face of size one in the link graph is explained in Figure 10. It clearly preserves embeddings in

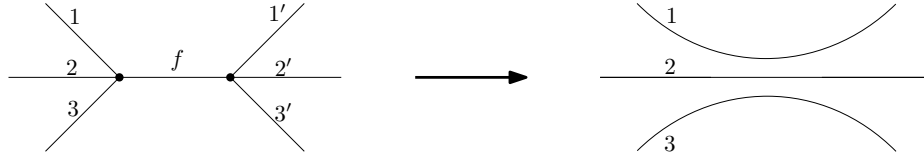


Figure 10: The operation that in the link graph corresponds to contracting a face f only incident with a single edge ℓ . The edge ℓ must be a loop. Hence in the link graph we have two vertices for ℓ which are joined by the edge f . On the left we depicted that configuration. Contracting f in the complex yields the configuration on the right. Formally, we delete f and both its endvertices and add for each face x of size at least two traversing ℓ an edge as follows. Before the contraction, the link graph contains two edges corresponding to the traversal of x of ℓ . These edges have precisely two distinct endvertices that are not vertices corresponding to ℓ . We add an edge between these two vertices.

the plane. Thus contracting a face of size one also preserves planar rotation systems. \square

6.3 Generalised Cones

In this subsection we define the list \mathcal{Z} of obstructions appearing in Theorem 1.2 and prove basic properties of the related constructions.

Given a graph G without loops and a partition P of its vertex set into connected sets, the *generalised cone* over G with respect to P is the following (3-bounded) 2-complex C . Let H be the graph obtained from G by contracting each class of P to a single vertex and then removing some of the loops (and keeping parallel edges). The vertices of C are the vertices of H together with one extra vertex, which we call the *top (of the cone)*. The

edges of C are the edges of H together with one edge for each vertex e of G joining the top with the vertex of H that corresponds to the partition class containing e . We have one face for every edge f of G . If that edge is not an edge of H , its two endvertices in G are in the same partition class; this face is only incident with the two edges of C corresponding to these vertices. Otherwise the face is additionally incident with the edge of H that corresponds to f .

Example 6.5. The generalised cone construction has as a special case the cone construction; indeed we can just pick P to consist only of singletons. However, this construction has more flexibility, for example if G is connected and simple and P just consists of a single vertex, the construction gives a 2-complex with only two vertices such that G is the link graph at both vertices.

Lemma 6.6. *Let C be a 3-bounded 2-complex with a vertex v . If C has no loop incident with v , then C has a space minor that is a generalised cone whose link graph at the top is $L(v)$.*

Proof. We obtain C_1 from C by deleting all faces not incident with v . We obtain C_2 from C_1 by forgetting all incidences at the edges not incident with v . We obtain C_3 from C_2 by splitting all vertices different from v . It remains to prove the following.

Sublemma 6.7. *C_3 is a generalised cone over $L(v)$ with top v .*

Proof. Let w be a vertex of C_3 different from v . Since every face of C_3 has size two or three and is incident with v , there is an edge e with endvertices v and w . Let $P[w]$ be the set of those vertices e' of $L(v)$ such that there is a path from e to e' all of whose edges are faces of size two in C_3 or else faces of size three in C_3 that contain a loop. By construction, every edge in $P[w]$ is incident with w . Any edge in the link graph $L(w)$ of C_3 with only one endvertex in $P[w]$ must be a face of C_3 of size three. Let x be the endvertex of such an edge not in $P[w]$. Then x is an edge of C_3 that is not incident with v ; and thus is only incident with a single face; that is, x has degree one in $L(w)$. Hence the connected component of e is contained in $P[w]$ and these attached leaves. By our construction $L(w)$ is connected, so $P[w]$ is a connected subset of $L(w)$ and is equal to the set of edges of C_3 between v and w .

It follows that C_3 is (isomorphic to) a generalised cone over the link graph $L(v)$ at the top v with respect to the partition $(P[w] | w \in V(C_3) - v)$. \square

\square

Lemma 6.8. *Let C be a generalised cone over a graph L , and let f be an edge of L . Then there is a space minor of C that is a generalised cone over $L - f$.*

Proof. We denote the top of C by v . We obtain C_1 from C by deleting the face f . We obtain C_2 from C_1 by splitting²⁰ all vertices of C_1 that are incident with f in C except for v . It is straightforward to check that C_2 is a generalised cone over $L - f$. \square

The following is immediate from the definition of generalised cones.

Observation 6.9. *Let C be a generalised cone and e be an edge of C not incident with the top. If e is not a loop, then the space minor C/e is a generalised cone (over the same graph).*

Proof. We denote the two endvertices of the edge e by x and y . The link graph $L(e)$ at e in C/e is obtained from the link graphs $L(x)$ and $L(y)$ of C by gluing them together at the degree-one-vertex e , and then suppressing the vertex e . Thus the link graph $L(e)$ is connected. So C/e is a generalised cone over the same graph as the generalised cone C . \square

Lemma 6.10. *Let C be a generalised cone over a graph L . Assume L contains an edge f that has an endvertex e of degree two. Then there is a space minor of C that is (isomorphic to) a generalised cone over L/f .*

Proof. We denote the edge incident with the vertex e aside from f by f' . The edges f and f' are in series in the graph L . Now we consider f and f' as faces of C . If one of these faces has size two, we contract it and denote the resulting complex by C' . It is then straightforward to check that C' is a generalised cone over L/f or L/f' , respectively. As these two graphs are isomorphic, C' is a generalised cone over L/f .

Hence we may assume that the two faces f and f' have size three. We denote the edge of f not incident with the top v of C by x , and the edge of f' not incident with v by x' .

Recall that the edge e is incident with the top v of C . We denote the endvertex of e aside from v by w . In the link graph $L(w)$ at w , the vertex e is only incident with the edges f and f' , and the other endvertices of these edges have degree one. Hence the connected component of $L(w)$ containing e is a path of length two. As $L(w)$ is connected by the definition of generalised cones, the link graph $L(w)$ must be equal to a path of length two with the vertices e , x and x' . So the edge x is not a loop.

²⁰If the face f has size three, this additional splitting is trivial and hence not necessary.

Thus by Observation 6.9 $C'' = C/x$ is a generalised cone over L . In this generalised cone the face f has degree two. Hence C''/f is a generalised cone over the graph L/f . \square

Lemma 6.11. *Let C be a generalised cone and H be a subdivision of the link graph at the top that has no loops. Then C has a space minor that is a generalised cone over H .*

Proof. By Lemma 6.8, there is a space minor C_1 of C that is a generalised cone over a graph L' so that H can be obtained from L' by suppressing vertices of degree two. By Lemma 6.10, there is a space minor C_2 of C_1 that is a generalised cone over the graph H . \square

In the following we introduce ‘looped generalised cones’ and prove for them analogues of Lemma 6.6 and Lemma 6.11.

A *looped generalised cone* is obtained from a generalised cone by attaching a loop at the top of the cone, adding some faces of size one only containing that loop and adding the incidence with the loop to some existing faces of size two. This is well-defined as all faces of a generalised cone are incident with the top. The following is proved analogously to Lemma 6.6²¹.

Lemma 6.12. *Let C be a 3-bounded 2-complex and let v be a vertex. If C has precisely one loop e incident with v , then C has a space minor that is a looped generalised cone whose link graph at the top is $L(v)$.* \square

We prove the following analogue of Lemma 6.11 for looped generalised cones. Given a graph L together with two specified vertices v and w , a *strict subdivision* of (L, v, w) is obtained by successively deleting edges from L or contracting edges that have an endvertex x of degree two such that neither x is equal to v or w nor x is adjacent to v or w . Given a looped generalised cone, we refer to the link graph at the top together with the two vertices of that link graph corresponding to the loop as the *specific link graph at the top*.

Lemma 6.13. *Let C be a looped generalised cone and let (H, v, w) be a strict subdivision of the specific link graph at the top. Assume that H has no loops. Then C has a space minor that is a looped generalised cone such that (H, v, w) is the specific link graph at the top.*

²¹The statement analogue to Sublemma 6.7 is that ‘ C_3 is a looped generalised cone over $L(v)$ with top v ’. By the proof of that sublemma it follows that the 2-complex C_3/e , obtained from C_3 by contracting the loop e , is a generalised cone. Using the definition of looped generalised cone, it follows that C_3 is a looped generalised cone with the desired property.

Proof. The proof of Lemma 6.13 is analogous to that of Lemma 6.11. Indeed, the analogous proof of that of Lemma 6.8 shows the following.

Sublemma 6.14. *Let C be a looped generalised cone over a graph L , and let f be an edge of L . Then there is a space minor of C that is a looped generalised cone over $L - f$.*

Similarly like Lemma 6.10 we prove the following.

Sublemma 6.15. *Let C be a looped generalised cone with (L, v, w) as the specific graph at the top. Assume L contains an edge f that has an endvertex e of degree two such that e is neither equal to v or w nor adjacent to v or w . Then there is a space minor of C that is (isomorphic to) a looped generalised cone over L/f .*

Proof. Take the proof of Lemma 6.10 and replace ‘generalised cone’ by ‘looped generalised cone’. The analogous statement of Observation 6.9 for looped generalised cones is also true. \square

Thus we can apply the proof of Lemma 6.11 to prove Lemma 6.13, where we refer to Sublemma 6.14 in place of Lemma 6.8 and to Sublemma 6.15 in place of Lemma 6.10. \square

Let \mathcal{Z}_1 be the set of generalised cones over the graphs K_5 or $K_{3,3}$. Let \mathcal{Z}_2 be the set of looped generalised cones such that some member of \mathcal{Y}' is a strict marked graph associated to the link graph at the top. Let \mathcal{Z} be the union of \mathcal{Z}_1 and \mathcal{Z}_2 .

6.4 A Kuratowski theorem

In this subsection we prove Theorem 1.2. First we prove the following.

Theorem 6.16. *Let C be a simply connected locally 3-connected 2-dimensional simplicial complex. Then C has a planar rotation system if and only if C has no space minor from the finite list \mathcal{Z} .*

Proof. If C has a planar rotation system, it cannot have a space minor in \mathcal{Z} . Indeed, every complex Z in \mathcal{Z} has a link graph that is not loop planar. Hence no Z in \mathcal{Z} has a planar rotation system by Lemma 2.3. Since by Lemma 6.4 the class of 2-complexes with planar rotation systems is closed under space minors, C cannot have a space minor in \mathcal{Z} .

Now conversely assume that the simplicial complex C has no space minor in \mathcal{Z} . Suppose for a contradiction that C has no planar rotation system.

Then by Lemma 4.1, there is a 3-bounded space minor C' that is not locally planar, where C' is either C , or for some (non-loop) edge e the contraction C/e or there is a (non-loop) chordless cycle o of C and some $e \in o$ such that $C' = C/(o - e)$. We distinguish two cases.

Case 1: C or C/e are not locally planar. Since C has no parallel edges or loops by assumption, here C' has no loop. Hence C' has a vertex v such that the link graph $L(v)$ at v is not planar. By Lemma 6.6 C' has a space minor that is a generalised cone such that the link graph at the top is $L(v)$. By Kuratowski's theorem, $L(v)$ has a subdivision isomorphic to K_5 or $K_{3,3}$. So by Lemma 6.11 C' has a space minor that is a generalised cone over K_5 or $K_{3,3}$. So C has a space minor in \mathcal{Z}_1 , which is the desired contradiction.

Case 2: Not Case 1. So $C' = C/(o - e)$. Let v be the vertex of C' corresponding to $o - e$. Since we are not in Case 1, all link graphs at vertices of C are loop planar. In particular, it must be the link graph at v that is not loop planar.

Sublemma 6.17. *If the link graph $L(v)$ of C' is not planar, there is an edge $e' \in o - e$ such that the link graph at e' in C/e' is not planar.*

Proof. We prove the contrapositive. So assume that for every edge $e' \in o - e$ the link graph at e' of C/e' is planar. Since C is locally 3-connected, the planar rotation systems of the link graphs $L(w)$ at the vertices w of o are unique up to reversing. By Lemma 4.2 these rotation systems are reverse or agree at any rotator of a vertex in $o - e$.

Note that $L(v)$ is the vertex sum of the link graphs $L(w)$ along the set $o - e$ of gluing vertices. Thus by reversing some of these rotation systems if necessary, we can apply Lemma 3.2 to build a planar rotation system of $L(v)$. In particular, $L(v)$ is planar. \square

By Sublemma 6.17 and since we are not in Case 1, the link graph $L(v)$ is planar but not loop planar.

Since C has no loops and parallel edges and o is chordless, in this case C' can only have the loop e . Thus by Lemma 6.12 C' has a space minor C'' that is a looped generalised cone such that the link graph at the top is $L(v)$.

Since C is locally 3-connected by assumption and by Lemma 3.4 the link graph $L(v)$ is 3-connected. So by Lemma 5.1 there is a marked graph \hat{G} associated to $L(v)$ that is not planar. Let G' be a strict marked graph associated to $L(v)$ with marked graph \hat{G} . By Lemma 5.19 G' has a strict marked minor $\hat{Y} = (Y, x, z, (a_i, b_i) | i = 1, 2, 3; \iota)$ in \mathcal{Y}' , where x and z are the vertices in $L(v)$ corresponding to the loop at v . By the definition of strict subdivision, we have that (Y, x, z) is a strict subdivision of the specific

link graph $(L(v), x, z)$ at the top of C'' . So by Lemma 6.13 C' has a space minor that is a looped generalised cone such that \hat{Y} is a strict marked graph associated to the top. So C has a space minor in \mathcal{Z}_2 , which is the desired contradiction. \square

Proof of Theorem 1.2. By Theorem 2.1 a simply connected simplicial complex is embeddable in \mathbb{S}^3 if and only if it has a planar rotation system. So Theorem 1.2 is implied by Theorem 6.16. \square

Proof of Theorem 1.3. By a theorem of [2], [2, Theorem 1.2] to be precise, a simplicial complex with $H_1(C, \mathbb{F}_p) = 0$ is embeddable if and only if it is simply connected and it has a planar rotation system. So Theorem 1.3 is implied by Theorem 6.16. \square

7 Concluding remarks

The proof of Theorem 1.2 yields that quite a few properties are equivalent. This is summarised in the following.

Theorem 7.1. *Let C be a simply connected locally 3-connected 2-dimensional simplicial complex. The following are equivalent.*

1. C has an embedding in the 3-sphere;
2. C has an embedding in some oriented 3-manifold;
3. C has a planar rotation system;
4. all contractions of C are locally planar;
5. no contraction has a link graph that has K_5 or $K_{3,3}$ as a minor or a marked minor of the 12 marked graphs in the list \mathcal{Y} defined in Section 5;
6. C has no space minor from the finite list \mathcal{Z} defined in Subsection 6.3.

Proof. The equivalence between 1, 2 and 3 is proved in [2]. The equivalence between 3 and 4 is proved in Lemma 2.3. The equivalence between 1 and 5 is Corollary 5.10. Finally, the equivalence between 1 and 6 is Theorem 1.2. \square

Theorem 1.3 is a structural characterisation of which locally 3-connected 2-dimensional simplicial complex C whose first homology group is trivial embed in 3-space. Does this have algorithmic consequences? The methods of this paper give an algorithm that checks in linear²² time whether a locally

²²Linear in the number of faces of C .

3-connected 2-dimensional simplicial complex has a planar rotation system. For general 2-dimensional simplicial complex we obtain a quadratic algorithm, see [5] for details. But how easy is it to check whether C is simply connected? For simplicial complexes in general this is not decidable; indeed for every finite presentation of a group one can build a 2-dimensional simplicial complex that has that fundamental group. However, for simplicial complexes that embed in some (oriented) 3-manifold; that is, that have a planar rotation system, this problem is known as the sphere recognition problem. Recently it was shown that sphere recognition lies in NP [11, 20] and co-NP assuming the generalised Riemann hypothesis [10, 22]. It is an open question whether there is a polynomial time algorithm.

8 Acknowledgement

I thank Nathan Bowler and Reinhard Diestel for useful discussions on this topic.

References

- [1] R. H. Bing. An alternative proof that 3-manifolds can be triangulated. *Ann. Math.(2)*, 69:37–65, 1959.
- [2] Johannes Carmesin. Embedding simply connected 2-complexes in 3-space – II. Rotation systems. Preprint 2017, available at "<https://arxiv.org/pdf/1709.04643.pdf>".
- [3] Johannes Carmesin. Embedding simply connected 2-complexes in 3-space – III. Constraint minors. Preprint 2017, available at "<https://arxiv.org/pdf/1709.04645.pdf>".
- [4] Johannes Carmesin. Embedding simply connected 2-complexes in 3-space – IV. Dual matroids. Preprint 2017, available at "<https://arxiv.org/pdf/1709.04652.pdf>".
- [5] Johannes Carmesin. Embedding simply connected 2-complexes in 3-space – V. A refined Kuratowski-type characterisation. Preprint 2017, available at "<https://arxiv.org/pdf/1709.04659.pdf>".
- [6] Arnaud de Mesmay, Yo'av Rieck, Eric Sedgwick, and Martin Tancer. Embeddability in \mathbb{R}^3 is NP-hard. Preprint 2017, available at: "<https://arxiv.org/pdf/1708.07734>".

- [7] Reinhard Diestel. *Graph Theory* (5th edition). Springer-Verlag, 2016. Electronic edition available at: <http://diestel-graph-theory.com/index.html>.
- [8] Jim Geelen, Bert Gerards, and Geoff Whittle. Solving Rota’s conjecture. *Notices Amer. Math. Soc.*, 61(7):736–743, 2014.
- [9] Hatcher. Notes on basic 3-manifold topology. available at ”<http://www.math.cornell.edu/hatcher/3M/3Mfds.pdf>”.
- [10] Michael Heusner and Raphael Zentner. A new algorithm for 3-sphere recognition. Preprint 2016, available at arXiv:1610.04092.
- [11] S. V. Ivanov. Recognizing the 3-sphere. *Illinois J. Math.*, 45(4):1073–1117, 2001.
- [12] László Lovász. Graph minor theory. *Bull. Amer. Math. Soc. (N.S.)*, 43(1):75–86, 2006.
- [13] Jiri Matousek, Eric Sedgwick, Martin Tancer, and Uli Wagner. Embeddability in the 3-sphere is decidable. In *Computational geometry (SoCG’14)*, pages 78–84. ACM, New York, 2014. Extended version available at ”<https://arxiv.org/pdf/1402.0815>”.
- [14] B. Mohar and C. Thomassen. *Graphs on Surfaces*. Johns Hopkins, 2001.
- [15] Edwin E. Moise. Affine structures in 3-manifolds. V. The triangulation theorem and Hauptvermutung. *Annals of Mathematics. Second Series*, 56:96–114, 1952.
- [16] James Oxley. *Matroid Theory* (2nd edition). Oxford University Press, 2011.
- [17] C. Papakyriakopoulos. A new proof for the invariance of the homology groups of a complex (in greek). *Bull. Soc. Math. Grece*, 22:1–154, 1946.
- [18] J. L. Ramírez Alfonsín. Knots and links in spatial graphs: a survey. *Discrete Math.*, 302(1-3):225–242, 2005.
- [19] Neil Robertson and P. D. Seymour. Graph minors. XX. Wagner’s conjecture. *J. Combin. Theory Ser. B*, 92(2):325–357, 2004.

- [20] Saul Schleimer. Sphere recognition lies in np. *In Michael Usher, editor, Low- dimensional and Symplectic Topology. American Mathematical Society.*, 82:183–214, 2011.
- [21] Uli Wagner. Minors, embeddability, and extremal problems for hypergraphs. pages 569–607, 2013.
- [22] Raphael Zentner. Integer homology 3-spheres admit irreducible representations in $SL(2, \mathbb{C})$. Preprint 2016, available at [arXiv:1605.08530](https://arxiv.org/abs/1605.08530).