

Successive Cancellation Decoding of Single Parity-Check Product Codes

Mustafa Cemil Coşkun*, Gianluigi Liva*, Alexandre Graell i Amat[†] and Michael Lentmaier[‡]

* Institute of Communications and Navigation, German Aerospace Center, Weßling, Germany

[†]Department of Signals and Systems, Chalmers University of Technology, Gothenburg, Sweden

[‡]Department of Electrical and Information Technology, Lund University, Lund, Sweden

Abstract—We introduce successive cancellation (SC) decoding of product codes (PCs) with single parity-check (SPC) component codes. Recursive formulas are derived, which resemble the SC decoding algorithm of polar codes. We analyze the error probability of SPC-PCs over the binary erasure channel under SC decoding. A bridge with the analysis of PCs introduced by Elias in 1954 is also established. Furthermore, bounds on the block error probability under SC decoding are provided, and compared to the bounds under the original decoding algorithm proposed by Elias. It is shown that SC decoding of SPC-PCs achieves a lower block error probability than Elias’ decoding.

I. INTRODUCTION

In 1954, P. Elias showed that the bit error probability over the binary symmetric channel (BSC) can be made arbitrarily small with a strictly positive coding rate by iterating an infinite number of simple linear block codes, introducing the class of product codes (PCs) [1]. More recently, PCs, re-interpreted as turbo-like codes [2], and their generalizations (see, e.g., [3]–[6]) have attracted a large interest from both a research [7]–[10] and an application [11] viewpoint.

In [7], PCs with single parity-check (SPC) component codes were decoded using iterative decoding algorithms based on Bahl, Cocke, Jelinek, and Raviv [12] a-posteriori probability decoding of the component codes. In [8], the asymptotic performance of SPC-PCs, whose component code length doubles with each dimension, was analyzed over the BSC, providing an improved bound on the bit error probability by using 2-dimensional SPC-PCs as the component codes of the overall PC. In [13], a bridge between generalized concatenated codes and polar codes is established.

In this paper, we establish a bridge between the original decoding algorithm of PCs, which we refer to as Elias’ decoder¹ [1], and the successive cancellation (SC) decoding algorithm of polar codes [14], [15]. The link is established for SPC-PCs and for the binary erasure channel (BEC). We show that the block error probability of SPC-PCs can be upper bounded under both decoding algorithms using the evolution of the erasure probabilities over the decoding graph. As a byproduct of the analysis, it is shown that SPC-PCs do not achieve the capacity of the BEC under SC decoding. A comparison between Elias’ decoding and SC decoding of

SPC-PCs is provided in terms of block error probability. We prove that SC decoding yields a lower error probability than Elias’ decoding. Finally, simulation results over the binary input additive white Gaussian noise (B-AWGN) channel under SC decoding are given for different SPC-PCs.

II. PRELIMINARIES

In the following, x_a^b denotes the vector $(x_a, x_{a+1}, \dots, x_b)$ where $b \geq a$. We use capital letters for random variables (RVs) and lower case letters for their realizations. In addition, we denote a binary-input discrete memoryless channel (B-DMC) by $W : \mathcal{X} \rightarrow \mathcal{Y}$, with input alphabet $\mathcal{X} = \{0, 1\}$, output alphabet \mathcal{Y} , and transition probabilities $W(y|x)$, $x \in \mathcal{X}$, $y \in \mathcal{Y}$. We write BEC(ϵ) to denote the BEC with erasure probability ϵ . The output alphabet of the BEC is $\mathcal{Y} = \{0, 1, \text{e}\}$, where e denotes an erasure.

The generator matrix of an (n, k) PC \mathcal{C} is obtained by iterating binary linear block codes $\mathcal{C}_1, \mathcal{C}_2, \dots, \mathcal{C}_m$ in m dimensions (levels) [1]. Let \mathbf{G}_ℓ be the generator matrix of the ℓ -th component code \mathcal{C}_ℓ . Then, the generator matrix of the m -dimensional PC is $\mathbf{G} = \mathbf{G}_1 \otimes \mathbf{G}_2 \otimes \dots \otimes \mathbf{G}_m$, where \otimes is the Kronecker product. Upon proper permutation, the generator matrix will permit to encode the message according to the labeling introduced in the next section.

Let \mathcal{C}_ℓ be the ℓ -th component code with parameters (n_ℓ, k_ℓ, d_ℓ) , where n_ℓ , k_ℓ , and d_ℓ are the block length, dimension, and minimum distance, respectively. Then, the overall PC parameters are

$$n = \prod_{\ell=1}^m n_\ell, \quad k = \prod_{\ell=1}^m k_\ell, \quad \text{and} \quad d = \prod_{\ell=1}^m d_\ell.$$

Although the characterization of the complete distance spectrum of a PC is still an open problem even for the case where the distance spectrum of its component codes is known, the minimum distance multiplicity is known and equal to $A_d = \prod_{\ell=1}^m A_{d_\ell}^{(\ell)}$, where $A_{d_\ell}^{(\ell)}$ is that of the ℓ -th component code. More on the distance spectrum of PCs can be found in [9], [10]. Thanks to the relationship between d and the minimum distances d_ℓ of the component codes, PCs tend to have a large minimum distance. However, their minimum distance multiplicities are also typically very high [16]. Note finally that SPC-PCs are a special class of (left-regular) low-density parity-check codes [17], defined by a bipartite graph with girth 8.

¹By Elias’ decoder, we refer to a decoding algorithm that treats the PC as a serially concatenated block code, where the decoding is performed starting from the component codes of the first dimension, up to those of the last dimension, in a one-sweep fashion.

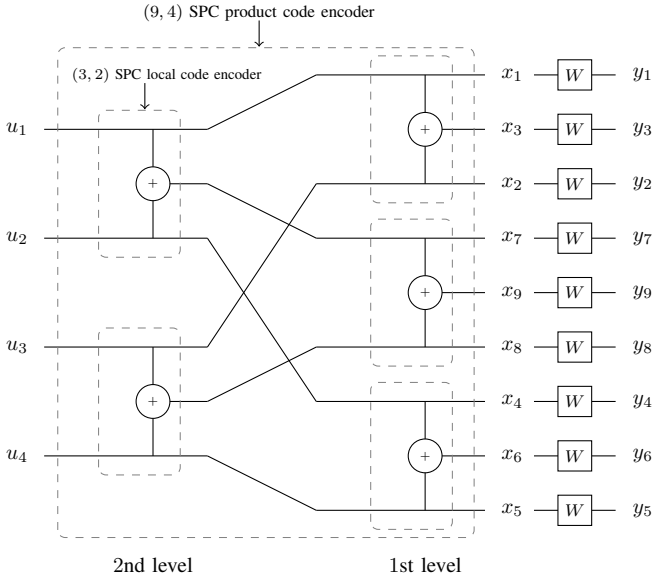


Fig. 1. Transmission by using the (9, 4) SPC-PC.

III. SUCCESSIVE CANCELLATION DECODING OF SINGLE PARITY-CHECK PRODUCT CODES

Consider transmission over a B-DMC W using an (n, k) SPC-PC with m dimensions (levels). Let the binary vectors u_1^k and x_1^n be the message to be encoded and the corresponding codeword, respectively, and let $y_1^n \in \mathcal{Y}^n$ be the channel observation. The transmission by using the (9, 4) SPC-PC, obtained by iterating (3, 2) SPC codes, is illustrated in Fig. 1. We label the levels by numbers starting from right to left as it is seen for the 2-dimensional case in the figure. We denote by η_ℓ the number of local SPC codes at level ℓ , $1 \leq \ell \leq m$, which is computed as

$$\eta_\ell = \prod_{i=1}^{\ell-1} (n_i - 1) \prod_{i=\ell+1}^m n_i.$$

SC decoding follows the schedule introduced in [15] for polar codes. Explicitly, the decision on the i -th information bit is made according to the soft-information obtained by performing a message-passing algorithm which propagates messages from the right of the decoding graph, along the edges of the tree rooted in u_i , where the operations at the local codes take into account the past decisions \hat{u}_1^{i-1} . The decoding graph for the (9, 4) SPC-PC is provided in Fig. 2, by introducing check nodes (CNs) and variable nodes (VNs) to the encoder graph given in Fig. 1. We denote the soft-messages coming from the right, associated with the i -th codeword bit of the j -th local code at level ℓ , as $\rho_{j,i}^{(\ell)}$, $1 \leq i \leq n_\ell$, $1 \leq j \leq \eta_\ell$. The inputs to the decoder are defined as the channel log-likelihood ratios (LLRs), i.e.,

$$\rho_{j,i}^{(1)} \triangleq \ln \left[\frac{W(y_{(j-1)n_1+i}|0)}{W(y_{(j-1)n_1+i}|1)} \right]$$

$1 \leq j \leq \eta_1$ and $1 \leq i \leq n_1$.

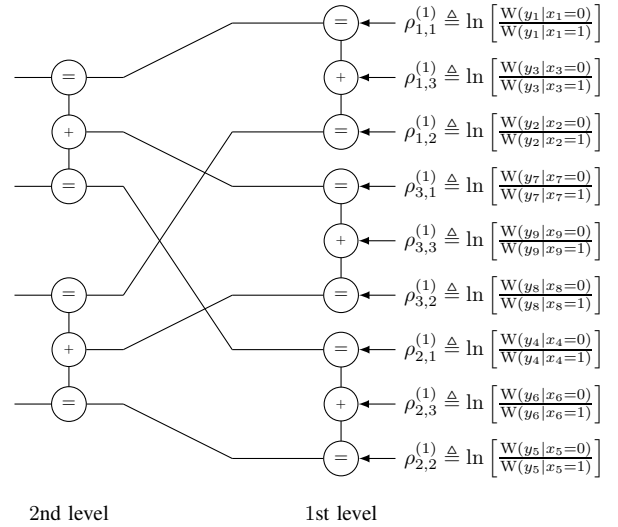


Fig. 2. Decoding graph for the (9, 4) SPC-PC. \ominus denotes a VN and \oplus denotes a CN.

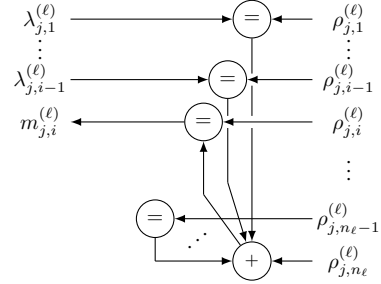


Fig. 3. The decoding graph of the j -th local code at level ℓ .

Consider the j -th local code at level ℓ , whose decoding graph is provided in Fig. 3. The soft output message for the i -th local information bit is computed as

$$m_{j,i}^{(\ell)} = \rho_{j,i}^{(\ell)} + 2 \operatorname{atanh} \left[\prod_{i'=i+1}^{n_\ell} \tanh \left(\frac{\rho_{j,i'}^{(\ell)}}{2} \right) \right] \left(-1 \right)^{\sum_{z=1}^{i-1} \lambda_{j,z}^{(\ell)}} \quad (1)$$

where $\lambda_{j,z}^{(\ell)}$ is the hard input (i.e., bit) message for the z -th local information bit, coming from the left, with $z = 1, \dots, i-1$, depending on the past decisions. The computed output message $m_{j,i}^{(\ell)}$ is propagated leftwards over the tree edge, providing the next level with an input message. In particular, we set

$$\rho_{j',i'}^{(\ell+1)} \leftarrow m_{j,i}^{(\ell)} \quad (2)$$

where the assignment is made according to the graph connections, i.e., the PC structure. The decision is made as

$$\hat{u}_{(j-1)(n_m-1)+i} = \begin{cases} 0 & \text{if } m_{j,i}^{(m)} \geq 0 \\ 1 & \text{if } m_{j,i}^{(m)} < 0 \end{cases} \quad (3)$$

by breaking the ties in favor of zero. Over the BEC, ties are

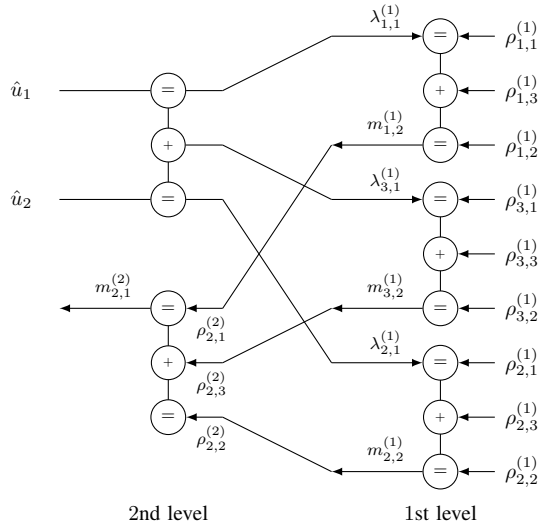


Fig. 4. Decoding graph for the third information bit u_3 .

not broken towards any decision by revising (3) as

$$\hat{u}_{(j-1)(n_m-1)+i} = \begin{cases} 0 & \text{if } m_{j,i}^{(m)} = +\infty \\ e & \text{if } m_{j,i}^{(m)} = 0 \\ 1 & \text{if } m_{j,i}^{(m)} = -\infty. \end{cases} \quad (4)$$

Accordingly, over the BEC, (1) is valid if $\lambda_{j,z}^{(\ell)} \neq e$ for all $z = 1, \dots, i-1$. However, if there exists any $z = 1, \dots, i-1$, such that $\lambda_{j,z}^{(\ell)} = e$, then (1) has to be replaced by

$$m_{j,i}^{(\ell)} = \rho_{j,i}^{(\ell)}. \quad (5)$$

A block error event occurs if $\hat{u}_1^k \neq u_1^k$.

Example 1. Consider the 2-dimensional (9,4) SPC-PC obtained by iterating (3,2) SPC codes. Its decoding graph is provided in Fig. 2. The number of local codes at levels 1 and 2 are computed respectively as $\eta_1 = 3$ and $\eta_2 = 2$. We illustrate an intermediate SC decoding step in Fig. 4, where the decisions for the first two information bits are already made and the decoder computes the soft message for the third bit. At level 1, the j -th local code has the hard input message $\lambda_{j,1}^{(1)}$ and the soft input messages $(\rho_{j,1}^{(1)}, \rho_{j,2}^{(1)}, \rho_{j,3}^{(1)})$. Using (1) or (5) depending on the previous decisions, it computes the soft output message $m_{j,2}^{(1)}$, providing the next level with a soft input message. According to the connections in the graph, we have the following assignments:

$$\rho_{2,1}^{(2)} \leftarrow m_{1,2}^{(1)}, \quad \rho_{2,2}^{(2)} \leftarrow m_{2,2}^{(1)}, \quad \text{and} \quad \rho_{2,3}^{(2)} \leftarrow m_{3,2}^{(1)}.$$

Then, the soft output message $m_{2,1}^{(2)}$ is computed with the soft input messages coming from the right. The final decision is made for \hat{u}_3 as in (3) or (4) depending on the channel.

We revise (1) under Elias' decoder as

$$m_{j,i}^{(\ell)} = \rho_{j,i}^{(\ell)} + 2 \operatorname{atanh} \left[\prod_{i' \neq i, i'=1}^{n_\ell} \tanh \left(\frac{\rho_{j,i'}}{2} \right) \right]. \quad (6)$$

A. Analysis over the Binary Erasure Channel

We first analyze the behavior of a local $(n_\ell, n_\ell - 1)$ SPC (component) code under SC decoding over the BEC(ϵ) W. We denote by $\epsilon^{(i)}$ the erasure probability of the i -th information bit after SC decoding conditioned on the correct decoding of the $i-1$ preceding bits, with $i = 1, \dots, n_\ell - 1$. The relationship between the input-output erasure probabilities is given by

$$\epsilon^{(i)} = \epsilon \left(1 - (1 - \epsilon)^{n_\ell - i} \right) \quad \text{for } i = 1, \dots, n_\ell - 1. \quad (7)$$

Denote the bits at the input of such a local SPC code encoder as $v_1, \dots, v_{n_\ell - 1}$ and the received values at the input of the corresponding local SPC decoder as b_1, \dots, b_{n_ℓ} . Let $I^{(i)}$ denote the mutual information between the RVs V_i and $(B_1^{n_\ell}, V_1^{i-1})$, i.e., $I^{(i)} \triangleq I(V_i; B_1^{n_\ell}, V_1^{i-1})$. Then, the recursion (7) can be rewritten in terms of mutual information as

$$I^{(i)} = 1 - (1 - I) (1 - I^{n_\ell - i}) \quad \text{for } i = 1, \dots, n_\ell - 1 \quad (8)$$

with $I \triangleq 1 - \epsilon$ and $I^{(i)} \triangleq 1 - \epsilon^{(i)}$.

Proposition 1. The mutual information at the input of an SPC local decoder in the ℓ -th dimension is not preserved at its output, i.e.,

$$\sum_{j=1}^{n_\ell - 1} I^{(j)} < n_\ell I.$$

Proof. We have that

$$\begin{aligned} \sum_{j=1}^{n_\ell - 1} I^{(j)} &= \sum_{j=1}^{n_\ell - 1} [1 - (1 - I) (1 - I^{n_\ell - j})] \\ &= (n_\ell - 1) - (1 - I) \sum_{j=1}^{n_\ell - 1} (1 - I^{n_\ell - j}) \\ &= (n_\ell - 1)I + (1 - I)I \frac{1 - I^{n_\ell - 1}}{1 - I} \\ &= n_\ell I - I^{n_\ell} < n_\ell I. \quad \blacksquare \end{aligned}$$

Proposition 1 provides also the loss of mutual information due to a local SPC code in the ℓ -th dimension, which is I^{n_ℓ} . By recursively applying the transformation (7), one can derive the erasure probability associated with the information bits of an SPC-PC. Denote such erasure probabilities as q_i , $i = 1, \dots, k$. The evolution of the corresponding mutual information values at each transformation level is illustrated in Fig. 5, where $I = 0.3$, i.e., $\epsilon = 0.7$, for the original channel.

The largest bit erasure probability is equal to that of the first decoded information bit, i.e., $q_{\max} \triangleq \max_{i=1, \dots, k} q_i = q_1$. The block error probability under SC decoding, denoted by P_{SC} , is bounded as [15]

$$q_{\max} \leq P_{\text{SC}} \leq \sum_{i=1}^k q_i. \quad (9)$$

A looser upper bound can be obtained by tracking only the largest erasure probability as

$$P_{\text{SC}} \leq k q_{\max}. \quad (10)$$

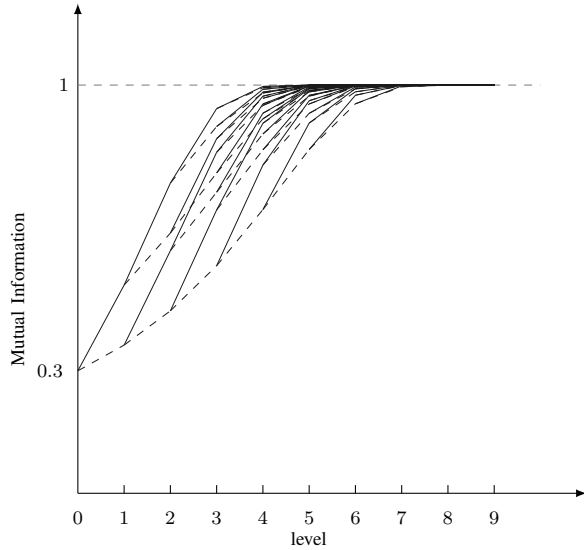


Fig. 5. Mutual information evolution via (3, 2) SPC codes. At each level, two mutual information values are computed from a root by using (8). The dashed line segment shows the evolution of the mutual information corresponding to the higher erasure probability while the solid one corresponding to the lower.

Note that the derivation of q_{\max} is obtained by iterating the transformation for the first decoded information bit only, i.e.,

$$\epsilon_{\ell}^{(1)} = \epsilon_{\ell-1}^{(1)} \left(1 - \left(1 - \epsilon_{\ell-1}^{(1)} \right)^{n_{\ell}-1} \right) \quad \text{for } \ell \geq 1 \quad (11)$$

where ℓ is the transformation level, and $\epsilon_0^{(1)} = \epsilon$. For an m -dimensional SPC-PC, the erasure probability of the first decoded information bit is

$$q_{\max} = \epsilon_m^{(1)}. \quad (12)$$

Remarkably, (11) describes also the evolution of the bit erasure probability under bounded distance decoding at each level, according to the Elias' decoder analysis [1].

Lemma 1. *For an SPC-PC, the erasure probability of the first decoded information bit under SC decoding (given by (12)) is equal to the erasure probability of each information bit under Elias' decoding.*

We skip the proof as it is intuitive. SC decoding makes use of the observation y_1^n only to decode the first information bit as it is the case for Elias' decoding to decode each information bit (see (6)). However, SC decoding exploits also the decisions on the preceding bits to decode the other information bits (see (5)). As a result of Lemma 1, the bound (10) holds also for Elias' decoding.

Theorem 1. *The block error probability P_E of an SPC-PC over the BEC(ϵ) under Elias' decoding [1] is bounded as*

$$q_{\max} \leq P_E \leq k q_{\max}. \quad (13)$$

Proof. The block error event is defined as

$$\mathcal{E}_E \triangleq \{(u_1^k, y_1^n) \in \mathcal{X}^k \times \mathcal{Y}^n : \hat{u}_1^k(y_1^n) \neq u_1^k\}$$

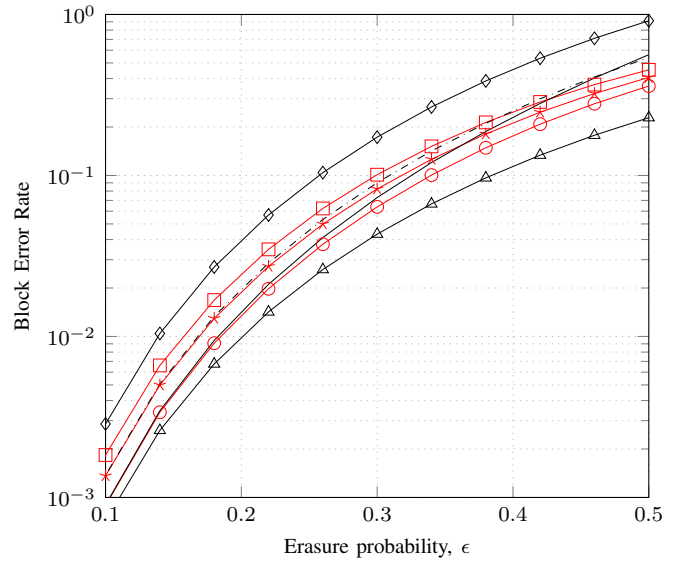


Fig. 6. Block error rate vs. erasure probability for the (9, 4) SPC-PC under ML (\circ), Elias' (\square) and SC (\star) decoding algorithms. The loose upper bound (10) (\diamond), the upper bound given by the right hand side of (9) (\cdots) and the lower bound given by the left hand side of (9) (\triangle) are provided, together with the truncated union bound (16) (---).

where $\hat{u}_1^k(y_1^n)$ is the output of Elias' decoder, obtained by using (2), (4) and (6). The bit error event is defined as

$$\mathcal{B}_i \triangleq \{(u_1^k, y_1^n) \in \mathcal{X}^k \times \mathcal{Y}^n : \hat{u}_i(y_1^n) \neq u_i\} \quad \text{for } i = 1, \dots, k.$$

The block error event satisfies $\mathcal{E}_E = \cup_{i=1}^k \mathcal{B}_i$, which leads to

$$\max_{i=1, \dots, k} P(\mathcal{B}_i) \leq P_E \leq \sum_{i=1}^k P(\mathcal{B}_i). \quad (14)$$

We conclude the proof by combining (14) and Lemma 1. \blacksquare

Theorem 2. *For an SPC-PC over the BEC(ϵ),*

$$P_{SC} \leq P_E. \quad (15)$$

Proof. Over the BEC, both decoders can either make a correct decision or get an erasure for an information bit according to (4). Therefore, SC decoding cannot make use of any wrong bit decision. Recall (5) for SC decoding and (6) for Elias' decoding. Under the former, the preceding decisions are exploited. However, each bit decision under the latter is made in the same manner as if one of the past decisions coming from left is an erasure for a local decoder under SC decoding. More precisely, assume that we apply both SC decoding and Elias' decoding to an observation y_1^n . Furthermore, assume at an intermediate step, the SC decoder computes the output message $m_{j,i}^{(\ell)}$ corresponding to the i -th information bit of the j -th local code at the ℓ -th dimension such that $1 \leq \ell \leq m$, $1 \leq j \leq \eta_{\ell}$, $1 \leq i \leq n_{\ell}$. Assume also that there exists at least one z , $1 \leq z \leq i-1$, such that $\lambda_{j,z}^{(\ell)} = e$. Note that having $\lambda_{j,z}^{(\ell)} = e$ implies also that $\rho_{j,z}^{(\ell)} = 0$. Then, (5) computes the message as $m_{j,i}^{(\ell)} = \rho_{j,i}^{(\ell)}$. For the same scenario under Elias'

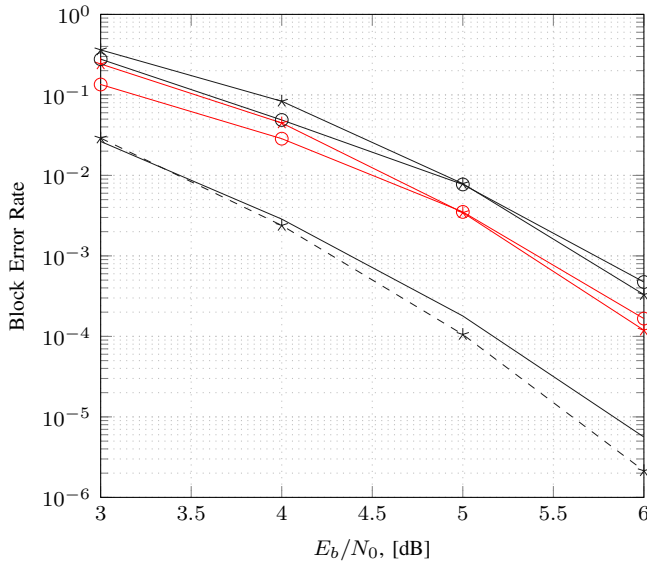


Fig. 7. Block error rate vs. signal-to-noise ratio, under SC decoding for the (216, 125) code (—○—) and for the (125, 64) code (—○—), and under Elias' decoding (—*— and —○—, respectively), compared with the respective truncated union bounds (17) (—*— and —○—).

decoding, (6) computes the same message because $\rho_{j,z}^{(\ell)} = 0$ and $\tanh(0) = 0$. Therefore, the probability that they can decode the first bit correctly is the same. Once both decoded the first bit, then the SC decoding is at least as good as Elias' decoding. ■

Example 2. Consider transmission using the (9, 4) product code with the received vector $y_1^9 = \{e, 0, 1, 0, e, e, e, e, 1\}$. Under SC decoding, the message is decoded correctly while Elias' decoding would fail to decode the 4th information bit.

The bounds and block error probabilities under SC, Elias' and ML decoding for the (9, 4) SPC-PC are depicted in Fig. 6. For completeness, we also provide the truncated union bound on the block error probability under ML decoding given by

$$P_B \approx A_{\min} \epsilon^d. \quad (16)$$

The given error probabilities are not simulation results, but are computed exactly under the three decoding algorithms thanks to the short length of the code. We observe that the bounds are tight especially in the low error rate regime.

B. Performance over the binary input AWGN Channel

In Fig. 7, we provide the block error rate performance of the 3-dimensional (125, 64) and (216, 125) SPC-PCs, obtained by iterating (5, 4) and (6, 5) SPC codes, respectively, under both SC and Elias' decoding algorithms for the B-AWGN channel. In the figure, we also show the truncated union bound

$$P_B \approx \frac{1}{2} A_{\min} \operatorname{erfc} \sqrt{dR \frac{E_b}{N_0}} \quad (17)$$

which, for high E_b/N_0 , approximates tightly the ML decoding performance. Here, E_b denotes the energy per information bit and N_0 is the single-sided noise power spectral density. For

both codes, the difference of SC decoding to the truncated union bound is around 1 dB at block error rate of 10^{-4} . In addition, SC decoding outperforms Elias' decoding.

IV. CONCLUSIONS

We introduced successive cancellation decoding of the class of product codes obtained by iterating single parity-check codes. Thanks to the structure of SPC-PCs, we showed how to compute the decision metrics recursively under SC decoding, which resembles SC decoding of polar codes. In addition, we introduced an analysis on the binary erasure channel, yielding lower and upper bounds on the block error probability. The performance of SC decoding is then compared with that of the original decoder of PCs introduced by Elias, showing that SC decoding yields lower block error probability than Elias' decoding. Finally, it is concluded for the analyzed codes that the low-complexity SC decoding can outperform Elias' decoding by ~ 0.35 dB.

REFERENCES

- [1] P. Elias, "Error-free coding," *IRE Trans. Inf. Theory*, vol. PGIT-4, pp. 29–37, Sep. 1954.
- [2] R. M. Pyndiah, "Near-optimum decoding of product codes: block turbo codes," *IEEE Trans. Commun.*, vol. 46, no. 8, pp. 1003–1010, Aug. 1998.
- [3] R. Tanner, "A recursive approach to low complexity codes," *IEEE Trans. Inf. Theory*, vol. 27, no. 5, pp. 533–547, Sep. 1981.
- [4] J. Li, K. R. Narayanan, and C. N. Georghiadis, "Product accumulate codes: a class of codes with near-capacity performance and low decoding complexity," *IEEE Trans. Inf. Theory*, vol. 50, no. 1, pp. 31–46, Jan. 2004.
- [5] A. J. Feltröm, D. Truhachev, M. Lentmaier, and K. S. Zigangirov, "Braided block codes," *IEEE Trans. Inf. Theory*, vol. 55, no. 6, pp. 2640–2658, Jun. 2009.
- [6] H. D. Pfister, S. K. Emmadi, and K. Narayanan, "Symmetric product codes," in *Proc. Information Theory and Applications Workshop (ITA)*, Feb. 2015, pp. 282–290.
- [7] D. M. Rankin and T. A. Gulliver, "Single parity check product codes," *IEEE Trans. Commun.*, vol. 49, no. 8, pp. 1354–1362, Aug. 2001.
- [8] D. M. Rankin, T. A. Gulliver, and D. P. Taylor, "Asymptotic performance of single parity-check product codes," *IEEE Trans. Inf. Theory*, vol. 49, no. 9, pp. 2230–2235, Sep. 2003.
- [9] L. M. G. M. Tolhuizen, "More results on the weight enumerator of product codes," *IEEE Trans. Inf. Theory*, vol. 48, no. 9, pp. 2573–2577, Sep. 2002.
- [10] F. Chiaraluce and R. Garello, "Extended Hamming product codes analytical performance evaluation for low error rate applications," *IEEE Trans. Wireless Commun.*, vol. 3, no. 6, pp. 2353–2361, Nov. 2004.
- [11] C. Berrou, R. Pyndiah, P. Adde, C. Douillard, and R. L. Bidan, "An overview of turbo codes and their applications," in *Proc. European Conference on Wireless Technology*, Oct. 2005, pp. 1–9.
- [12] L. Bahl, J. Cocke, F. Jelinek, and J. Raviv, "Optimal decoding of linear codes for minimizing symbol error rate," *IEEE Trans. Inf. Theory*, vol. 20, no. 2, pp. 284–287, Mar 1974.
- [13] P. Trifonov and P. Semenov, "Generalized concatenated codes based on polar codes," in *2011 8th International Symposium on Wireless Communication Systems*, Nov 2011, pp. 442–446.
- [14] N. Stolte, "Rekursive Codes mit der Plotkin-Konstruktion und ihre Decodierung," Ph.D. dissertation, TU Darmstadt, 2002.
- [15] E. Arikan, "Channel polarization: A method for constructing capacity-achieving codes for symmetric binary-input memoryless channels," *IEEE Trans. Inf. Theory*, vol. 55, no. 7, pp. 3051–3073, Jul. 2009.
- [16] M. Lentmaier, G. Liva, E. Paolini, and G. Fettweis, "From product codes to structured generalized LDPC codes," in *Proc. Chinacom*, Beijing, China, Aug. 2010.
- [17] R. Gallager, "Low-density parity-check codes," *IRE Trans. Inf. Theory*, vol. 8, no. 1, pp. 21–28, Jan. 1962.