

Synaptic Noise Facilitates the Emergence of Self-Organized Criticality in the *Caenorhabditis elegans* Neuronal Network

Koray Çiftçi

Biomedical Engineering Department,
Namık Kemal University, Tekirdag, Turkey
kciftci@nku.edu.tr

March, 2016

Abstract

Avalanches with power-law distributed size parameters have been observed in neuronal networks. This observation might be a manifestation of the self-organized criticality (SOC). Yet, the physiological mechanism of this behavior is currently unknown. Describing synaptic noise as transmission failures mainly originating from the probabilistic nature of neurotransmitter release, this study investigates the potential of this noise as a mechanism for driving the functional architecture of the neuronal networks towards SOC. To this end, a simple finite state neuron model, with activity dependent and synapse specific failure probabilities, was built based on the known anatomical connectivity data of the nematode *Caenorhabditis elegans*. Beginning from random values, it was observed that synaptic noise levels picked out a set of synapses and consequently an active subnetwork which generates power-law distributed neuronal avalanches. The findings of this study brings up the possibility that synaptic failures might be a component of physiological processes underlying SOC in neuronal networks.

1 Introduction

Synaptic transmission in neurons exhibits a fair amount of randomness. This random behavior mainly originates from the probabilistic nature of quantal release, the random nature of diffusion and chemical reactions within the

synaptic cleft, and the unpredictable responses of ligand-gated ion channels ([40]). In most cases, a synapse is more likely to fail to release transmitter in response to an incoming signal ([21]). The influence of noise on communication systems is rather complex and may lead to some unexpected improvements in system capabilities ([20]). In the same manner, the synaptic noise was shown to advance learning capabilities of the neural network ([5]), maximize information storage capacity ([38]), and improve information transmission between neural populations ([12]). Based on this regulatory effects of synaptic noise in neural systems, the research described here set out to explore the influence of noise on the self organized critical behavior of neural systems.

SOC has been hypothesized to be a fundamental property of neural systems ([15]). Activity in the brain displays many different scales of organization, yet without a central executive. SOC theory, ([3]), underlines the propensity of some systems, generally consisting of large number of interacting entities, to drive themselves to criticality where they function at the edge of phase transitions. This critical regime equips the systems with the potential to develop extended correlations in time and space, which, in the sequel, drives the emergence of global behavior from local interactions. The existence and emergence of SOC in the brain has been investigated both experimentally (e.g. [4], [24]) and theoretically (e.g. [39], [23]). Activity dependent synaptic plasticity has been investigated as a possible mechanism of self tuning towards SOC ([22], [25], [9]). Neuron level synaptic plasticity generates a network level dynamic topology (and vice versa) that provides the local neurons with global information which is critical for SOC behavior.

Avalanches whose size parameters are distributed according to power-law is the main manifestation of the SOC. Power law is interesting because, from a qualitative perspective, although the majority of the avalanches are small in size, there is a finite possibility of observing middle and big sized, even reaching to the system size, avalanches. This tailors a complex interaction among network members. In subcritical systems the interactions are mainly local whereas in supracritical systems local activations quickly spread out to the whole system. On the other hand, in the critical systems there are both activations confined to a small region and global cascades. This type of behavior suits very well with the observed segregation/integration balance ([35]) and small-world regime ([1]) of the neuronal networks.

The present study aims at exploring the potential of synaptic noise to drive neural networks towards SOC. The starting hypothesis was that the plasticity induced by an adaptive synaptic noise process might bring out a functional network topology which exhibited neuronal avalanches. Using

a simple discrete model based on the neuronal anatomical connectivity of *Caenorhabditis elegans*, the synaptic failures were shown to be indeed essential for sustaining the network activity at a critical regime.

2 Methods

2.1 The anatomical network

A near complete description of the nematode *C. elegans* nervous system has been achieved using electron microscopy reconstructions ([37]), and is freely available on-line¹. *C. elegans* possesses 302 neurons of which 282 are somatic and 20 are pharyngeal. Three of the somatic neurons do not make any synapses. The remaining 279 somatic neurons make 514 gap junction connections and 2194 chemical synapses. In the current study, the full network formed by bringing together both types of synapses, was analyzed. Since the directionality of gap junctions was not available these contacts were treated as bidirectional whereas the directionality of chemical synapses were conserved. In total, this procedure generated a network of 279 neurons with 2990 directed edges. Please note that this is the network denoted as the full network in [37].

2.2 The model

The spreading of forest fires was one of the first applications of SOC analysis ([8]). The forest fire model has been particularly useful because it easily lends itself to describe dynamically similar albeit different systems. Accordingly, similar models were used to describe activation spreading in a network of neurons ([29], [9]). The model is simplistic in the sense that a neuron, at any time, can be in any one of the 3 states: Susceptible (S), excited (E), and refractory (R). In this study, synaptic failures were included in the model with their corresponding probability. The evolution of the model is described by the following rules:

- A susceptible neuron can go into the excited state spontaneously with probability f .
- A neuron can also be activated by the subsequent activation of one of its incoming neighbors.

¹e.g. from www.openconnectomeproject.org, www.wormatlas.org

- A synapse fails to transmit the activity with an adaptive probability g .
- After the excited state, a neuron enters into the refractory state.
- The neuron can recover from the refractory state and become a susceptible neuron with probability q .

SOC is generally inspected through observing avalanche dynamics. After a slow and long driving process, a fast avalanche event (in our case successive excitation of neurons) with short duration occurs. Several orders of magnitude difference between time scales of the accumulation and avalanche periods is a characteristic feature of SOC. This difference is reflected in the separation of scales and is usually achieved by setting $q \gg f$. Introducing the parameter, $\theta = q/f$, this ratio was set to 10, 20, 50, 100, 200, 300, 500 and 1000 in this study. In the implementation, this corresponds to making θ random attempts to carry refractory neurons to susceptible state, i.e. the driving phase, which is followed by a random selection of a neuron for excitation. If the selected node is a susceptible node, then an avalanche starts, the constant driving stops and the avalanche travels according to neighborhood relations. This continues until all network activations come to an end. Accordingly, θ determines the expected time length between avalanches. The extent of the avalanche was determined by a breadth-first search algorithm ([13]).

The synaptic noise, reflected by the synaptic failure probability, g , is the main driving force of the functional network topology. This probability was allowed to vary depending on the avalanche formation. During an avalanche an activated node may not be able to trigger an activation in any of its outgoing susceptible neighbors because of two reasons: That node may have been already activated by another neighboring node or synaptic failure may not allow the transmission of activity. Accordingly, when two neighboring nodes are both activated but the synapse between them is not the carrier of this activity, the synaptic failure probability of this synapse is increased by,

$$\Delta g = \mu_1 f_1(s)(1 - g), \quad (1)$$

where, μ_1 is the constant step parameter, and f_1 is a function depending on the avalanche size (s) and defined as $f_1 = 1 - 1/s$. Consequently, when two neighboring susceptible nodes are both activated via their shared synapse, the synaptic failure probability is updates as,

$$\Delta g = -\mu_2 f_2(s)g, \quad (2)$$

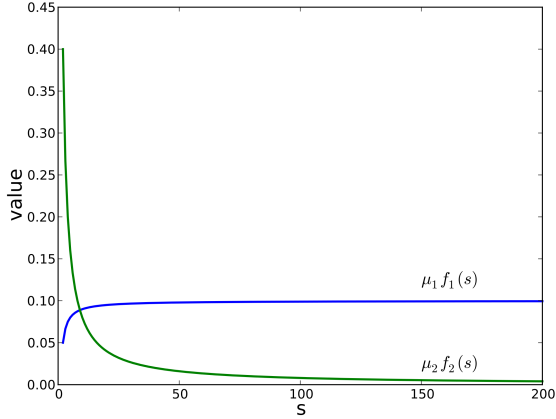


Figure 1: The change in total update parameter, $\mu_k f_k$ with avalanche size (s)

where, μ_2 is again the constant step parameter, and f_2 is an avalanche size dependent function defined as $f_2 = 1/s$. The determination of f_1 and f_2 is mainly heuristic: Consider that an avalanche is formed by activated neurons and the synapses among them. Some synapses are the members of the avalanche because they propagate the activation whereas some others are not, because they aren't able to transmit the activity because of the aforementioned reasons. We conjectured that the failure probability increments of an omitted synapse should grow with increasing avalanche size, whereas failure probability decrements should get smaller with increasing avalanche sizes. In other words, small avalanches should be more selective for successful synapses while large avalanches should be more selective for failing synapses. However, with these choices of f_1 and f_2 , the failure probability increments would always be higher than those of decrements for avalanches occupying more than 2 neurons. The constants μ_1 and μ_2 cope with this imbalance. μ_2 values bigger than μ_1 keep the update steps of decrements larger than increments for a longer period. In this study μ_1 and μ_2 were set to 0.1 and 0.8, respectively. Rather than the absolute values, the ratio is important for the performance. With these parameter settings, the change in the update parameters with increasing avalanche size is shown in Figure 1. It should also be noted that our selection of the update functions enable a soft bound on the synaptic failure probability between 0 and 1 and the update steps depend on the current value.

2.3 Simulations and data analysis

Simulations and all related analyses were performed using Python with Numpy, Scipy ([19]), and Matplotlib, ([17]), packages. Graph-theoretical analysis was used to relate the simulation results to the network structure. For this purpose custom-written codes with Python using Networkx package ([14]) were used. Each neuron was defined as a node of the graph and each synapse was assigned to an edge. The terms neuron/node and edge/synapse are used interchangeably throughout this paper.

The assessment of SOC was done mainly via fitting a power-law distribution, ($p(s) \propto s^{-\alpha}$), to the two parameters estimated from the avalanche: First, the avalanche size measured as the total number of neurons activated during an avalanche and second the eccentricity, i.e. the longest path length between any two nodes of the subnetwork. Additionally, it was checked whether the avalanche size was comparable to the network size. For fitting power-law distribution, the procedure described in the seminal paper of [7] was adopted. In summary, the scaling parameter, α was estimated with the method of maximum likelihood. A Kolmogorov-Smirnov (KS) statistic was computed for this fit. After generating synthetic data sets using the same scaling parameter, KS statistic was determined for each dataset. The null hypothesis was that our original data came from a power-law distributed variable. To be able to reject the null hypothesis, the original KS statistic of the empirical data should be significantly higher than those of the synthetic data. This is simply evaluated by determining what fraction of the time the synthetic statistic is larger than the value for the empirical data. Denoting this fraction as the p-value, the null hypothesis was rejected if $p \leq 0.1$.

3 Results

3.1 Case 1: No synaptic noise

Before beginning our exposition about the effect of noise on the SOC behavior of *C. elegans* network, it would be informative to inspect the no-noise case. For this purpose the failure probability was set to θ for all synapses and the simulation runs were repeated for 20 times. Figure 2 shows the avalanche sizes for different θ values. It may be clearly observed that especially beginning with $\theta = 50$ characteristic scale(s) for avalanches occur. Although, the relation of these avalanche scales to network topology is a matter of interest, since the primary concern of this paper is the emergence of SOC behavior, we will leave this topic for further studies and suffice by

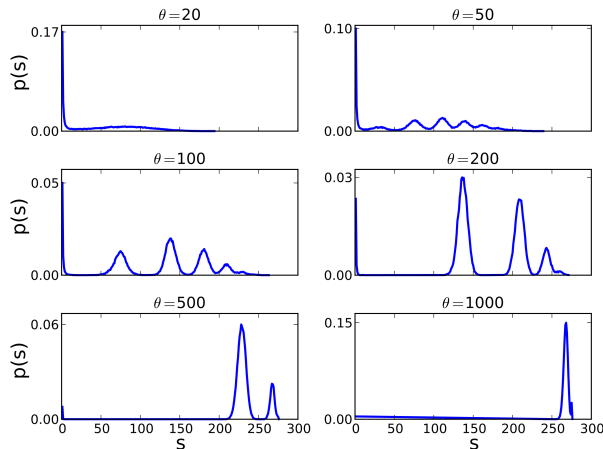


Figure 2: The avalanche sizes for no synaptic noise.

noting that when there is no synaptic noise the network operates in the supercritical regime.

The parameter θ determines the number of nodes that will be in the susceptible state after the driving period between the avalanches. If we denote total number of nodes by N , a refractory node will be in the excited state with probability,

$$p = 1 - \left(\frac{N-1}{N}\right)^\theta. \quad (3)$$

Since the node selection is independent and uniformly distributed, this probability will also give the fraction of the nodes in the refractory state (assuming all of the nodes are refractory in the beginning). Figure 3 quantifies this role of θ and it makes clear why at $\theta = 1000$ avalanche sizes are almost equal to the network size: Because almost all neurons are in the susceptible state. In the actual simulations number of susceptible neurons deviate from the numbers shown in this figure, because of the remaining susceptible neurons from the previous avalanche. The values of Figure 3 actually constitute lower bounds.

3.2 Case 2: Adaptive synaptic noise

Simulations began with all nodes in the refractory state and failure probabilities were initially assigned to random values from a Gaussian distribution with mean 0.5 and standard deviation 0.05 . After the initialization, failure probabilities were updated for $40,000$ avalanches and the convergence of

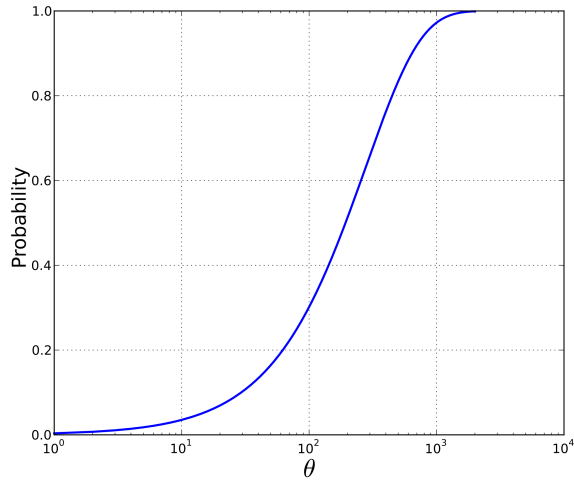


Figure 3: Assuming all nodes in the refractory state, the number of susceptible nodes after θ random refractory-susceptible transition attempts.

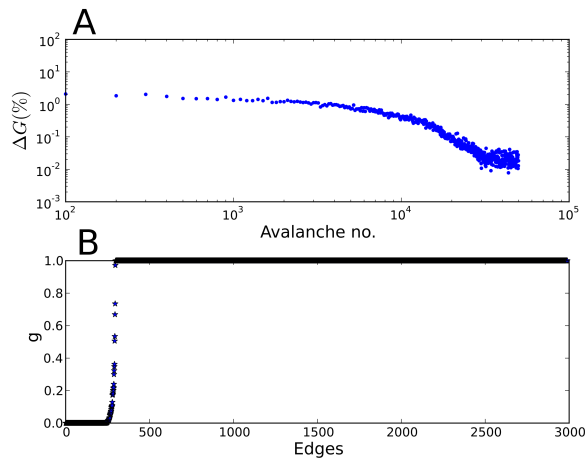


Figure 4: For a single run with $\theta = 300$, A. relative total change in the synaptic failure probability values, B. (sorted) final failure probability values.

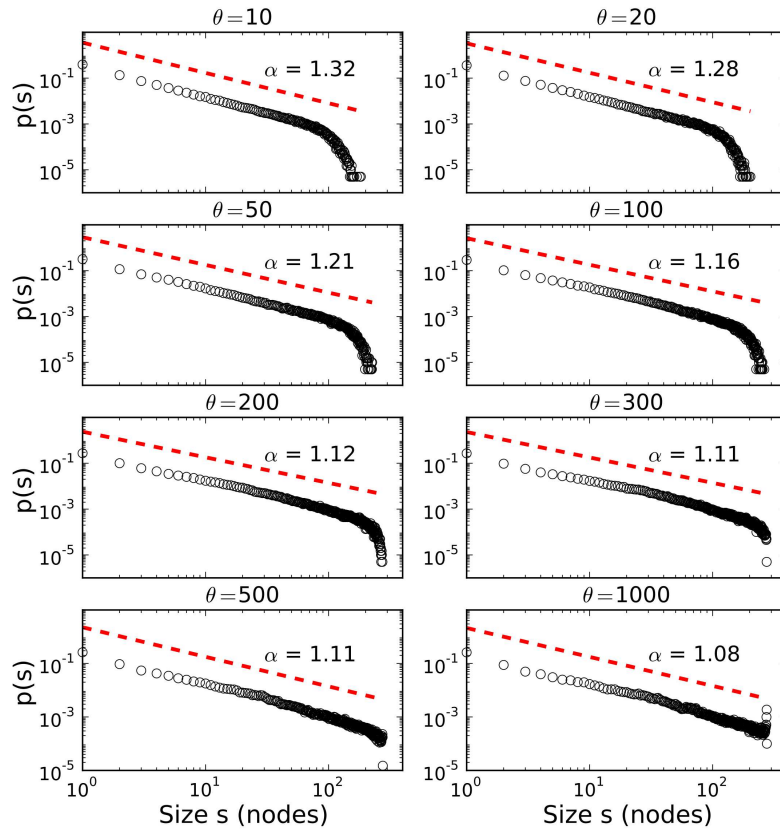


Figure 5: Empirical avalanche size (s) versus probability ($p(s)$) and the power law fit, ($p(s) = s^{-\alpha}$), graphs for different θ values.

these probabilities were observed. Afterwards, statistics of 10.000 avalanches were collected with fixed failure probabilities. The convergence of the failure probabilities and the resulting values for a single run is presented in Figure 4. Defining G as the vector of individual synaptic failure probabilities, g , after every 100 avalanches, the relative sum squared change in the G were calculated. It may be observed that after about 30.000 avalanches convergence is attained. This convergence performance was valid for all θ values. The figure also exhibits the final failure probabilities for the corresponding run. Most of the resulting values converge to almost 1, whereas most of the remaining values converge to 0 with few values in between. In all the simulations, less than 400 (out of 2990) probability values converge to values less than 1. Although values close to 1 actually pruned away the corresponding edges, no node was excluded from the resulting network. Figure 5 demonstrates the avalanche sizes measured as the total number of activated neurons, for different θ values. For small θ values, (< 100), the avalanche sizes begin to diverge earlier from the power law which is a manifestation of the subcritical dynamics. For θ values over 100 and critical regime is attained (KS statistics with $p = 0.1$). The cut-off observed in the avalanche size is due to the finite size of the network. For values close to 1000 the avalanche distribution begins to exhibit a sharp positive deflection close to the network size. We do not conceive this as an indication of the network entering into the supercritical regime, but rather again as a result of the limiting effect of the network size. To make this point clear, we carried the θ value to its utmost level, so as to make all neurons susceptible after each avalanche. The result was qualitatively similar and this observation corroborated our conjecture on the limiting effect of the network size. The difference between these three behaviors is more evidenced in Figure 6.

The second size parameter investigated for the power-law was eccentricity. The activated nodes during an avalanche and the active synapses among them form a subgraph of the original graph. This subgraph was extracted at each avalanche event and the eccentricity, maximum path length between any two nodes, in this reduced network was determined. The results are presented in Figure 7. The results are again indicative of a critical behavior in the *C. elegans* network. Noting that the full network has an eccentricity value of 7, observed big eccentricity values point out to the long chains of neurons shaped by the synaptic noise levels.

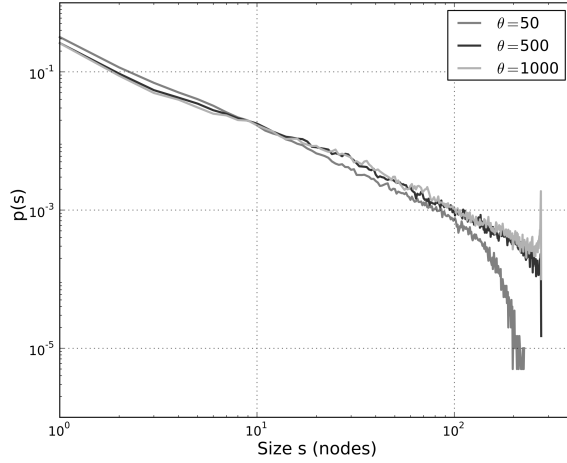


Figure 6: Redrawing of the avalanche size distributions for θ equal to 50, 500, and 1000.

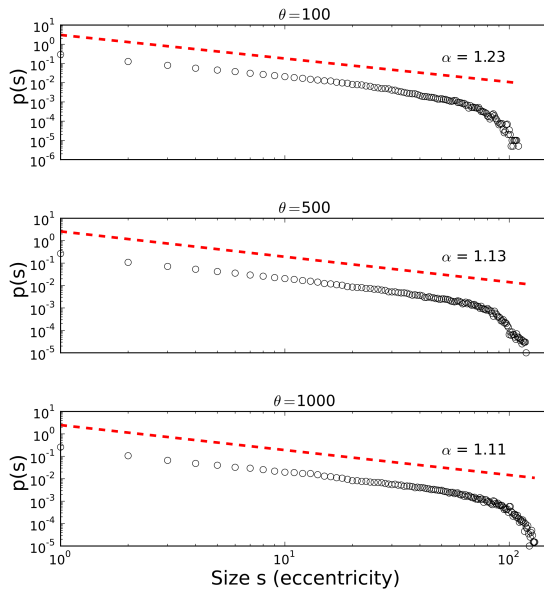


Figure 7: The eccentricity (maximum path length) for the avalanche sub-graph for different θ values.

4 Discussion

Two assertions formed the basis of this study: First, noise controls the level of activity and hence is of functional importance for the nervous system [5], and second, neuronal avalanches produced by SOC might be a new mode of network activity ([4]). Motivated by these hypotheses this study set out to explore the interactions between these two processes for the *C. elegans* neuronal network. The main finding is that an adaptive synaptic noise lends itself as a possible mechanism that drives the network towards SOC. Considering that there are various criticisms towards SOC theory, (e.g. [11]). the results presented here do not supply any positive or negative evidence towards the existence SOC, rather it claims that if SOC is indeed a mode of network activity, synaptic noise might be a mechanism that allows the anatomical network to generate dynamical functional topologies for SOC behavior.

Experimental studies showed that synaptic failure probability is generally above 0.5 and can be well in excess of 0.9 ([2], [16]). The noise arising from the probabilistic nature of neurotransmitter release is actually an important mechanism of plasticity ([31]). The plasticity in terms of spike timing, its update rules, parameters have been explored both experimentally and analytically ([36]). Consequently, we have a large set of feasible rules and parameters which allow the researchers to search for neurobiologically realistic determinants of SOC based on spike time dependent plasticity ([32]). Synaptic noise was also shown to have a nonrandom component which modulates neuron function ([10]). In this study, an update rule for this noise is proposed and tested on the neuronal network of *C. elegans*. The inclusion of the avalanche size as a synaptic failure update parameter constitutes the weakest point in all our modeling effort. The question of how a synapse gets information about the avalanche size is left unanswered in this study. A neuron gets information from other neurons that it has direct contact. Hence, a link between avalanche size and local activity profile should be sought. Providing global information to neural elements has also been a problem for neural models assigning spreading cascades along shortest paths. In a recent study hubs and central pathways were shown to be dominating this shortest path activation ([27]).

It should also be reiterated that the model used in this study is over simplistic. Nevertheless, it has been already been demonstrated that this type of simple models produced results in excellent agreement with more realistic simulations ([26]). By abstracting away microscopic details this type of simple models emphasize the emergence of global patterns from local

neural interactions ([27]). Moreover, similar models were efficiently employed to model the activity propagation in neural networks ([33]). The inclusion of the noise term actually drives our model closer to a variant of the forest fire model, in which immunity against fire is given to trees with some fixed probability ([6]).

Avalanches were hypothesized to be transient formation of cell assemblies ([30]). They represent spatially irregular patterns of propagated synchrony which are stable and exhibit recurrence. The neuron chains shaped by the synaptic noise can be considered as a manifestation of these assemblies. As a post-hoc investigation, the distribution of failure probabilities were analyzed to understand whether this distribution was similar across simulations. There were no significant correlations among the distributions. This observation indicates that neural networks might include many different overlapping functional assemblies capable of generating complex activation patterns.

Robust statistical assessment of power-law statistics is problematic with finite size systems ([34]). In our model setting, since the driving of the neurons, i.e. transition from refractory to susceptible, stops during an avalanche, it is not possible for a neuron to reactivate within the same avalanche. This means that the maximum avalanche size (in terms of the number of activated neurons) is strictly limited by the network size. It is known that finite size systems exhibit a cut-off dictated by the system size ([30]). This was also evident in our results. But, for the critical regime a strong power-law behavior was observed up to almost the network size.

Same model without the noise component and avalanche type activation revealed that activity in the neural network of *C. elegans* were dominated by central hub nodes ([29]). The well defined activation sizes in our no-noise networks should be reconsidered in the future within this perspective. This behavior might also be conceived as a manifestation of network-shaped self organization ([18]). It was also observed that *C. elegans* neural network operated at a critical region rather than a certain critical point ([28]). In the present work, the existence of many different synaptic noise distributions each giving rise to critical behavior might also be evaluated in the same light.

References

- [1] S. Achard, R. Salvador, B. Whitcher, J. Suckling, and E. Bullmore. A resilient, low-frequency, small-world human brain functional network with highly connected association cortical hubs. *The Journal of neuroscience*, 26(1):63–72, 2006.

- [2] C. Allen and C. F. Stevens. An evaluation of causes for unreliability of synaptic transmission. *Proceedings of the National Academy of Sciences*, 91(22):10380–10383, 1994.
- [3] P. Bak, C. Tang, and K. Wiesenfeld. Self-organized criticality: An explanation of the $1/f$ noise. *Physical review letters*, 59(4):381, 1987.
- [4] J. M. Beggs and D. Plenz. Neuronal avalanches in neocortical circuits. *The Journal of neuroscience*, 23(35):11167–11177, 2003.
- [5] J. Buhmann and K. Schulten. Influence of noise on the function of a “physiological” neural network. *Biological cybernetics*, 56(5-6):313–327, 1987.
- [6] S. Clar, B. Drossel, and F. Schwabl. Forest fires and other examples of self-organized criticality. *Journal of Physics: Condensed Matter*, 8(37):6803, 1996.
- [7] A. Clauset, C. R. Shalizi, and M. E. Newman. Power-law distributions in empirical data. *SIAM review*, 51(4):661–703, 2009.
- [8] B. Drossel and F. Schwabl. Self-organized critical forest-fire model. *Physical review letters*, 69(11):1629, 1992.
- [9] F. Droste, A.-L. Do, and T. Gross. Analytical investigation of self-organized criticality in neural networks. *Journal of The Royal Society Interface*, page rsif20120558, 2012.
- [10] P. Faure and H. Korn. A nonrandom dynamic component in the synaptic noise of a central neuron. *Proceedings of the National Academy of Sciences*, 94(12):6506–6511, 1997.
- [11] R. Frigg. Self-organised criticality—what it is and what it isn’t. *Studies In History and Philosophy of Science Part A*, 34(3):613–632, 2003.
- [12] L. A. Gatys, A. S. Ecker, T. Tschumatchenko, and M. Bethge. Synaptic unreliability facilitates information transmission in balanced cortical populations. *Physical Review E*, 91(6):062707, 2015.
- [13] P. Grassberger. Critical behaviour of the drossel-schwabl forest fire model. *New Journal of Physics*, 4(1):17, 2002.
- [14] A. A. Hagberg, D. A. Schult, and P. J. Swart. Exploring network structure, dynamics, and function using NetworkX. In *Proceedings of the 7th*

Python in Science Conference (SciPy2008), pages 11–15, Pasadena, CA USA, Aug. 2008.

- [15] J. Hesse and T. Gross. Self-organized criticality as a fundamental property of neural systems. *Frontiers in systems neuroscience*, 8, 2014.
- [16] N. A. Hessler, A. M. Shirke, and R. Malinow. The probability of transmitter release at a mammalian central synapse. 1993.
- [17] J. D. Hunter. Matplotlib: A 2d graphics environment. *Computing In Science & Engineering*, 9(3):90–95, 2007.
- [18] M.-T. Hütt, M. Kaiser, and C. C. Hilgetag. Perspective: network-guided pattern formation of neural dynamics. *Phil. Trans. R. Soc. B*, 369(1653):20130522, 2014.
- [19] E. Jones, T. Oliphant, P. Peterson, et al. SciPy: Open source scientific tools for Python, 2001. [Online; accessed 2016-02-02].
- [20] P. Jung and P. Hänggi. Amplification of small signals via stochastic resonance. *Physical review A*, 44(12):8032, 1991.
- [21] S. B. Laughlin and T. J. Sejnowski. Communication in neuronal networks. *Science*, 301(5641):1870–1874, 2003.
- [22] A. Levina. A mathematical approach to self-organized criticality in neural networks. *Nieders. Staatsu. Universitätsbibliothek Göttingen. Dissertation (Ph. D. thesis), webdoc. sub. gwdg. de/diss/2008/levina/levina.pdf*, 2008.
- [23] M. Lin and T. Chen. Self-organized criticality in a simple model of neurons based on small-world networks. *Physical Review E*, 71(1):016133, 2005.
- [24] K. Linkenkaer-Hansen, V. V. Nikouline, J. M. Palva, and R. J. Ilmoniemi. Long-range temporal correlations and scaling behavior in human brain oscillations. *The Journal of neuroscience*, 21(4):1370–1377, 2001.
- [25] C. Meisel and T. Gross. Adaptive self-organization in a realistic neural network model. *arXiv preprint arXiv:0903.2987*, 2009.
- [26] A. Messé, M.-T. Hütt, P. König, and C. C. Hilgetag. A closer look at the apparent correlation of structural and functional connectivity in excitable neural networks. *Scientific reports*, 5, 2015.

- [27] B. Mišić, R. F. Betzel, A. Nematzadeh, J. Goñi, A. Griffa, P. Hagmann, A. Flammini, Y.-Y. Ahn, and O. Sporns. Cooperative and competitive spreading dynamics on the human connectome. *Neuron*, 86(6):1518–1529, 2015.
- [28] P. Moretti and M. A. Muñoz. Griffiths phases and the stretching of criticality in brain networks. *Nature communications*, 4, 2013.
- [29] M. Müller-Linow, C. C. Hilgetag, and M.-T. Hütt. Organization of excitable dynamics in hierarchical biological networks. *PLoS Comput Biol*, 4(9):e1000190, 2008.
- [30] D. Plenz and T. C. Thiagarajan. The organizing principles of neuronal avalanches: cell assemblies in the cortex? *Trends in neurosciences*, 30(3):101–110, 2007.
- [31] C. Rosenmund and J. D. Clements. Nonuniform probability of glutamate release at a hippocampal synapse. *Science*, 262(5134):754–757, 1993.
- [32] M. Rubinov, O. Sporns, J.-P. Thivierge, and M. Breakspear. Neurobiologically realistic determinants of self-organized criticality in networks of spiking neurons. *PLoS Comput Biol*, 7(6):e1002038, 2011.
- [33] C. Stam, E. van Straaten, E. Van Dellen, P. Tewarie, G. Gong, A. Hillebrand, J. Meier, and P. Van Mieghem. The relation between structural and functional connectivity patterns in complex brain networks. *International Journal of Psychophysiology*, 2015.
- [34] T. J. Taylor, C. Hartley, P. L. Simon, I. Z. Kiss, and L. Berthouze. Identification of criticality in neuronal avalanches: I. a theoretical investigation of the non-driven case. *The Journal of Mathematical Neuroscience*, 3(1):1–26, 2013.
- [35] G. Tononi, O. Sporns, and G. M. Edelman. A measure for brain complexity: relating functional segregation and integration in the nervous system. *Proceedings of the National Academy of Sciences*, 91(11):5033–5037, 1994.
- [36] M. C. Van Rossum, G. Q. Bi, and G. G. Turrigiano. Stable hebbian learning from spike timing-dependent plasticity. *The Journal of Neuroscience*, 20(23):8812–8821, 2000.

- [37] L. R. Varshney, B. L. Chen, E. Paniagua, D. H. Hall, and D. B. Chklovskii. Structural properties of the *caenorhabditis elegans* neuronal network. *PLoS Comput Biol*, 7(2):e1001066, 2011.
- [38] L. R. Varshney, P. J. Sjöström, and D. B. Chklovskii. Optimal information storage in noisy synapses under resource constraints. *Neuron*, 52(3):409–423, 2006.
- [39] S.-J. Wang, C. C. Hilgetag, and C. Zhou. Sustained activity in hierarchical modular neural networks: self-organized criticality and oscillations. *Frontiers in computational neuroscience*, 5, 2011.
- [40] J. A. White, J. T. Rubinstein, and A. R. Kay. Channel noise in neurons. *Trends in neurosciences*, 23(3):131–137, 2000.