

COMPUTATION OF INDUCED ORTHOGONAL POLYNOMIAL DISTRIBUTIONS

AKIL NARAYAN

ABSTRACT. We provide a robust and general algorithm for computing distribution functions associated to induced orthogonal polynomial measures. We leverage several tools for orthogonal polynomials to provide a spectrally-accurate method for a broad class of measures, which is stable for polynomial degrees up to at least degree 1000. Paired with other standard tools such as a numerical root-finding algorithm and inverse transform sampling, this provides a methodology for generating random samples from an induced orthogonal polynomial measure. Generating samples from this measure is one ingredient in optimal numerical methods for certain types of multivariate polynomial approximation. For example, sampling from induced distributions for weighted discrete least-squares approximation has recently been shown to yield convergence guarantees with a minimal number of samples. We also provide publicly-available code that implements the algorithms in this paper for sampling from induced distributions.

1. INTRODUCTION

Let μ be a probability measure on \mathbb{R} such that a family of $L^2_{d\mu}$ -orthonormal polynomials $\{p_n\}_{n=0}^\infty$ can be defined.¹ The non-decreasing function

$$F_n(x) = \int_{-\infty}^x p_n^2(t) d\mu(t), \quad x \in \mathbb{R}.$$

is a probability distribution function on \mathbb{R} since p_n^2 has unit μ -integral over \mathbb{R} . This paper is chiefly concerned with developing algorithms for drawing random samples of a random variable whose cumulative distribution function is F_n . The high-level algorithmic idea is straightforward: develop robust algorithms for evaluating F_n , and subsequently use a standard root-finding approach to compute $F_n^{-1}(U)$ where U is a continuous uniform random variable on $[0, 1]$. (This is colloquially called “inverse transform sampling”.) The challenge that this paper addresses is in the computational evaluation of $F_n(x)$ for any $n \in \mathbb{N}_0$ and for relatively general μ . Borrowing terminology from [9], we call F_n the order- n distribution *induced* by μ .

In our algorithmic development, we focus on three classes of continuous measures μ from which induced distributions spring: (1) Jacobi distributions on $[-1, 1]$, (2) Freud (i.e., exponential) distributions on \mathbb{R} , and (3) “Half-line” Freud distributions on $[0, \infty)$. These measures encompass a relatively broad selection of continuous measures μ on \mathbb{R} .

The utility of sampling from univariate induced distributions has recently come into light: The authors in various papers [12, 20, 4] note that additive mixtures of induced distributions are optimal sampling distributions for constructing multivariate polynomial approximations of functions using weighted discrete least-squares from independent and identically-distributed random samples. “Optimal” means that these distributions define a sampling strategy which provides stability and accuracy guarantees with a sample complexity that is currently thought to be the best (smallest). This distribution also arises in related settings [13]. The ability to sample from an induced distribution, which this paper addresses, therefore has significant importance for multivariate applied approximation problems.

Department of Mathematics, and Scientific Computing and Imaging (SCI) Institute, University of Utah, USA. akil@sci.utah.edu. A. Narayan is partially supported by NSF DMS-1552238, AFOSR FA9550-15-1-0467, and DARPA EQUiPS N660011524053.

¹See Section 2.1 for technical conditions implying this.

Jacobi	$d\mu_J^{(\alpha,\beta)}(x) = \frac{1}{c_J^{(\alpha,\beta)}}(1-x)^\alpha(1+x)^\beta$	$x \in [-1, 1]$	$\alpha > -1$	$\beta > -1$	$c_J^{(\alpha,\beta)} = 2^{\alpha+\beta+1}B(\beta+1, \alpha+1)$
Half-line Freud	$d\mu_{HF}^{(\alpha,\rho)}(x) = \frac{1}{c_{HF}^{(\alpha,\rho)}}x^\rho \exp(-x^\alpha)$	$x \geq 0$	$\alpha > \frac{1}{2}$	$\rho > -1$	$c_{HF}^{(\alpha,\rho)} = \frac{1}{\alpha}\Gamma\left(\frac{\rho+1}{\alpha}\right)$
Freud	$d\mu_F^{(\alpha,\rho)}(x) = \frac{1}{c_F^{(\alpha,\rho)}} x ^\rho \exp(- x ^\alpha)$	$x \in \mathbb{R}$	$\alpha > 1$	$\rho > -1$	$c_F^{(\alpha,\rho)} = \frac{2}{\alpha}\Gamma\left(\frac{\rho+1}{\alpha}\right)$

Table 1. Classes of measures considered in this paper. $\Gamma(\cdot)$ is the Euler Gamma function, and $B(\cdot)$ is the Beta function.

Induced distributions can also help provide insight for more theoretical problems. The weighted pluripotential equilibrium measure is a multivariate probability measure that describes asymptotic distributions of optimal sampling points [2, 20]. However, an explicit form for this measure is not known in general. The authors in [20] make conjectures about the Lebesgue density associated to equilibrium measure in one case when its explicit form is currently unknown. While these conjectures remain unproven, univariate induced distributions can be used to simulate samples from the equilibrium measure. Hence, sampling from induced distributions can be used to provide supporting evidence for the theoretical conjectures in [20].

The outline of this paper is as follows: in Section 2 we review many standard properties of general orthogonal polynomial systems that are exploited for computing induced distributions. Section 3 contains a detailed discussion of our novel approach for computing $F_n(x)$ for three classes of measures; this section also utilizes potential theory results in order to approximate $F_n^{-1}(0.5)$. Section 4 uses the previous section’s algorithms in order to formulate an algorithmic strategy for computing $F_n^{-1}(u)$, $u \in [0, 1]$. Finally, Section 5 discusses the above-mentioned applications of multivariate polynomial approximation using discrete least-squares, and investigating conjectures for a weighted equilibrium measure.

Code that reproduces many of the plots in this paper is available for download [18]. The code contains routines for accomplishing almost all of the procedures in this paper including evaluation and inversion of induced distributions (for many of the distributions in Table 1), inverse transform sampling for multivariate sampling from additive mixtures of induced distributions, and fast versions of all codes that utilize approximate monotone spline interpolants for fast evaluation and inversion of distribution functions. The code also contains routines that reproduce Figure 1 (left, center), Figure 2 (right), Figure 3 (right), Figure 4 (left), Figure 5 (left), and Figure 6 (left).

1.1. A simple example. The main algorithmic novelties of this paper revolve around evaluation of $F_n(x)$. In Figure 1 we show one example of the integrand $p_n^2(x)d\mu(x)$ and the associated F_n . One suspects that packaged integration routines should be able to perform relatively well in order to compute integrals for such a problem. In our experience this is frequently true, but comes at a price of increased computational effort and time, and decreased robustness. The right-hand pane in Figure 1 shows timings for Matlab’s built-in `integral` routine versus the algorithms developed in this paper. We see that the algorithms in this paper are much faster, usually resulting in around an order of magnitude savings.

Our experimentation (using Matlab’s `integral`) also reveals the following advantages of using the specialized algorithm in this paper:

- The results from our algorithm appear to be more accurate compared to standard routines, and use significantly less computation. This conclusion is based on our testing with `integral`, and is true even if one modifies algorithm tolerances in `integral`.
- We have occasionally observed `integral` return non-monotonic evaluations for the distribution F_n . This typically happens when most of the mass of the integrand is concentrated far from the boundary of the support of μ . Non-monotonic behavior causes problems in performing inverse transform sampling.
- When $d\mu(x)$ has a singularity at boundaries of the support of μ , then `integral` frequently complains about singularities and failure to achieve error tolerances.

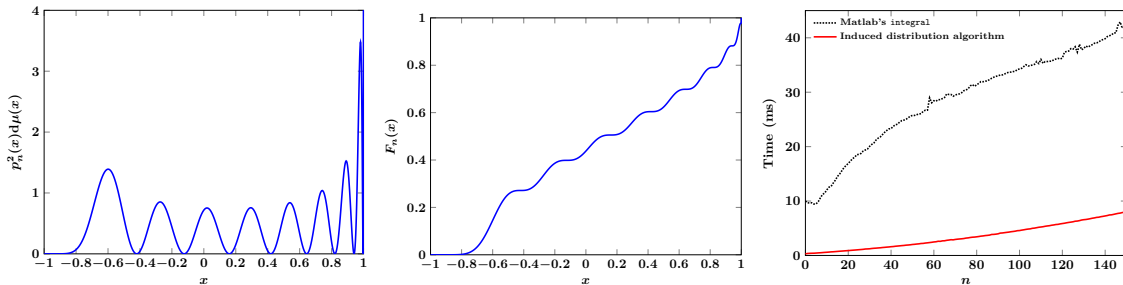


Figure 1. Left: The induced distribution integrand $p_n^2(x)d\mu(x)$ for the Jacobi measure $\mu_J^{(\alpha,\beta)}$ in Table 1 with parameters $\alpha = -0.8$, $\beta = \sqrt{101}$, and $n = 13$. Center: The associated distribution function $F_n(x)$. Right: Computational timings for evaluation of $F_n(\cdot)$ (averaged over 100 runs) using Matlab’s built-in `integral` routine compared to the algorithms developed in this paper. Timings were performed in Matlab (2015b) on a single-core 1.7 GHz Intel i5 processor with 4GB of RAM.

1.2. Historical discussion. The distribution function of the arcsine or “Chebyshev” measure is

$$F(x) = \frac{1}{\pi} \int_{-1}^x \frac{1}{\sqrt{1-t^2}} dt = \frac{1}{2} + \frac{1}{\pi} \arcsin(x), \quad x \in [-1, 1].$$

It was shown in [21] that if μ belongs to the Nevai class of measures, then $F_n(x) \rightarrow F(x)$ pointwise for all $x \in [-1, 1]$. Further refinements on this statement were made in [24] which generalized the class of measures for which convergence holds. Generating polynomials orthogonal with respect to the measure associated to F_n is considered in [9] with a generalization given in [14].

The authors in [12] proposed sampling from an additive mixture of induced distributions using a Markov Chain Monte Carlo method for the purposes of computing polynomial approximations of functions via discrete least-squares; the work in [20] investigates sampling from the n -asymptotic limit of these additive mixtures. The authors in [4] leverage the additive mixture property to sample from this distribution using a monotone spline interpolant. At the very least this latter method requires multiple evaluations of $F_n(x)$. To our knowledge there has been essentially no investigation into robust algorithms for the evaluation of F_n for broad classes of measures, which is the subject of this paper.

2. BACKGROUND

2.1. Orthogonal polynomials. This section contains classical knowledge, most of which is available from any seminal reference on orthogonal polynomials [25, 5, 21, 7].

Let μ be a Lebesgue-Stieltjes probability measure on \mathbb{R} , i.e., the distribution function

$$(1) \quad F(x) = \int_{-\infty}^x d\mu(t),$$

is non-decreasing and right-continuous on \mathbb{R} , with $F(-\infty) = 0$ and $F(\infty) = 1$. For any distribution F we use the notation $F^c(x) := 1 - F(x)$ for its complementary function.

We assume that μ has an infinite number of points of increase, and has finite polynomial moments of all orders, i.e.,

$$\left| \int_{\mathbb{R}} x^n d\mu(x) \right| < \infty, \quad n = 0, 1, \dots$$

Under these assumptions, a sequence of orthonormal polynomials $\{p_n\}_{n=0}^{\infty}$ exists, with $\deg p_j = j$, satisfying

$$\int_{\mathbb{R}} p_j(x)p_k(x)d\mu(x) = \delta_{k,j},$$

where $\delta_{k,j}$ is the Kronecker delta function. We will write $p_n(\cdot) = p_n(\cdot; \mu)$ to denote explicit dependence of p_n on μ when necessary. Such a family can be mechanically generated by iterative application of a three-term recurrence relation:

$$(2) \quad xp_n(x) = \sqrt{b_n}p_{n-1}(x) + a_np_n(x) + \sqrt{b_{n+1}}p_{n+1}(x),$$

where the recurrence coefficients a_n and b_n are functions of the moments of μ . The initial conditions $p_{-1} \equiv 0$ and $p_0 \equiv 1$ are used to seed the recurrence. With p_n defined in this way, the (positive) leading coefficient of p_n has value

$$(3) \quad \gamma_n := \prod_{j=0}^n \frac{1}{\sqrt{b_j}}, \quad p_n(x) = \gamma_n x^n + \dots$$

The polynomial p_n has n real-valued, distinct roots lying inside the support of μ , and these roots $\{x_k\}_{k=1}^n$ are nodes for the Gaussian quadrature rule,

$$\int_{\mathbb{R}} f(x) d\mu(x) = \sum_{k=1}^n w_k f(x_k), \quad f \in \text{span} \{1, x, x^2, \dots, x^{2n-1}\},$$

where the weights w_k are unique and positive. These nodes and weights can be computed having knowledge only of the recurrence coefficients a_k and b_k ; numerous modern algorithms accomplish this, with a historically significant procedure given in [11].

2.2. Induced orthogonal polynomials and measures. With p_n the orthonormal polynomial family with respect to μ , the collection of polynomials orthogonal with respect to the weighted distribution $p_n^2(x)d\mu(x)$ with n fixed are called *induced* orthogonal polynomials. We adopt this terminology from [9].

Define the Lebesgue-Stieltjes measure μ_n and its associated distribution function F_n by

$$(4) \quad F_n(x; \mu) = F_n(x) := \int_{-\infty}^x d\mu_n(t) := \int_{-\infty}^x p_n^2(t) d\mu(t),$$

with $p_n(\cdot) = p_n(\cdot; \mu)$ the orthonormal family for μ . Note that $\mu_n \ll \mu$, and $F_n(\infty) = \mu_n(\mathbb{R}) = 1$ so that μ_n is also a probability measure. The measure μ_n has its own three-term recurrence coefficients $a_{j,n}$ and $b_{j,n}$ for $j = 0, \dots$, that define a new set of $L^2_{\mu_n}(\mathbb{R})$ -orthonormal polynomials, which can be generated through the corresponding version of the mechanical procedure (2). One such procedure for generating these coefficients is given in [9].

We will call the measure μ_n the (order- n) *induced* measure for μ , and F_n the corresponding (order- n) induced distribution function.

Our main computational goal is, given $u \in [0, 1]$, the evaluation of $F_n^{-1}(u)$ for various measures μ . The overall algorithm for accomplishing this is a root-finding method, e.g., bisection or Newton's method. Thus, the goal of finding $F_n^{-1}(u)$ also involves the evaluation of $F_n(x)$, which is the focus of Section 3. A good root-finding algorithm also requires a reasonable initial guess for the solution. This initial guess is provided by the methodology in Section 4.1.

2.3. Measure modifications. Our algorithms rely on the ability to compute polynomial measure modifications. That is, given the three-term coefficients a_n and b_n for μ , to compute the coefficients \tilde{a}_n and \tilde{b}_n for $\tilde{\mu}$ defined as

$$d\tilde{\mu}(x) = p(x)d\mu(x),$$

where $p(x)$ is a polynomial, non-negative on the support of μ . This is a well-studied problem [10, 6, 7, 19]. In particular, one may reduce the problem to iterating over modifications by linear and quadratic polynomials. We describe in detail how to accomplish linear and quadratic modifications in the appendix, with the particular goal of structuring computations to avoid numerical under- and over-flow when n is large.

The following computational tasks described in the Appendix are used to accomplish measure modifications.

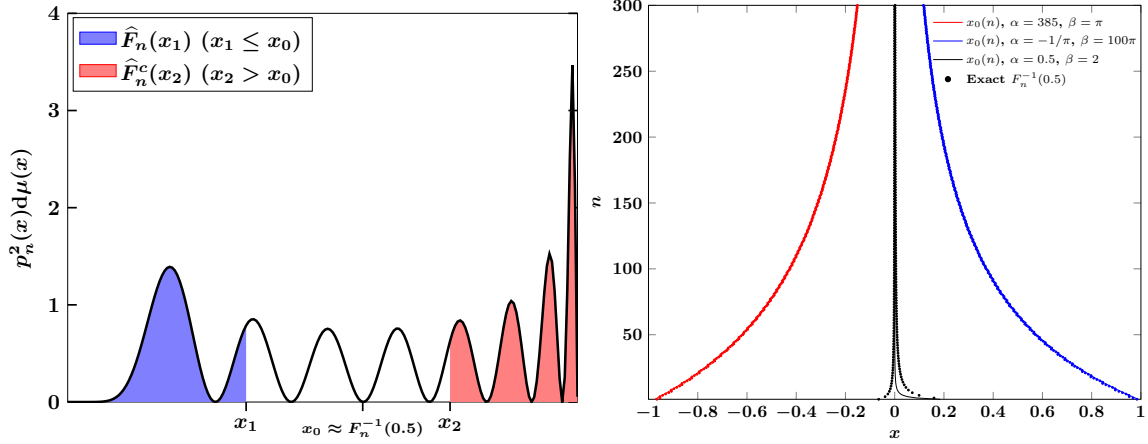


Figure 2. Left: A visual description of the high-level algorithm given by equation (5). Right: Illustration of exact values of $F_n^{-1}(0.5)$ versus the approximate medians $x_0(n)$ derived in (8) and (16b) for Jacobi and Half-Freud weights, respectively. Left: Jacobi weights for various n with some choices of (α, β) . Right: Half-Freud weights for various n with some choices of (α, ρ) .

- (1) (Appendix A.1) Evaluation of r_n , the ratio of successive polynomials in the orthogonal sequence:

$$r_j(x) := \frac{p_j(x)}{p_{j-1}(x)}.$$

Above, we require x to lie outside the zero set of p_{j-1} .

- (2) (Appendix A.2) Evaluation of a normalized or weighted degree- n polynomial:

$$C_n(x) := \frac{p_n(x)}{\sqrt{\sum_{j=0}^{n-1} p_j^2(x)}}, \quad n > 0, x \in \mathbb{R}$$

Note that $C_n(x)/r_n(x) \sim 1$ for large enough $|x|$.

- (3) (Appendix B) Polynomial measure modifications: given μ and its associated three-term recurrence coefficients a_n and b_n , computation of the three-term recurrence coefficients associated with the measures $\tilde{\mu}$ and $\tilde{\tilde{\mu}}$, defined as

$$\begin{aligned} d\tilde{\mu}(x) &= \pm (x - y_0) d\mu(x), & y_0 \notin \text{supp } \mu \\ d\tilde{\tilde{\mu}}(x) &= (x - z_0)^2 d\mu(x), & z_0 \in \mathbb{R} \end{aligned}$$

The \pm sign in $\tilde{\mu}$ is chosen so that $\tilde{\mu}$ is a positive measure.

3. EVALUATION OF F_n

This section develops computational algorithms for the evaluation of the induced distribution F_n defined in (4). These algorithms depend fairly heavily on the form of a Lebesgue density $d\mu(x)$ (i.e., a positive weight function) for the measure μ on \mathbb{R} , but the ideas can be generalized to various measures. We consider the classes of weights enumerated in Table 1:

- (Jacobi weights) $d\mu_J(x) = (1-x)^\alpha(1+x)^\beta$ for $x \in [-1, 1]$ with parameters $\alpha, \beta > -1$.
- (Freud weights) $d\mu_F(x) = |x|^\rho \exp(-|x|^\alpha)$ for $x \in \mathbb{R}$ with parameters $\alpha > 0, \rho > -1$.
- (half-line Freud weights) $d\mu_{HF}(x) = x^\rho \exp(-x^\alpha)$ for $x \in [0, \infty)$ with parameters $\alpha > 0, \rho > -1$.

The induced distribution F_n for Freud weights can actually be written explicitly in terms of the corresponding induced distribution for half-line Freud weights, so most of the algorithm development concentrates on the Jacobi and half-line Freud cases. The strategy for these two latter cases is

essentially the same: with μ in one of the classes above and n fixed, we divide the computation into one of two approximations, depending on the value of x . Each approximation is accurate for its corresponding values of x . Formally, the algorithm is

$$(5) \quad F_n(x) = \begin{cases} \widehat{F}_n(x), & x \leq x_0(\mu, n) \\ 1 - \widehat{F}_n^c(x), & x > x_0(\mu, n) \end{cases}$$

where $\widehat{F}_n(x)$ and $\widehat{F}_n^c(x)$ represent computational approximations to $F_n(x)$ and $F_n^c(x)$, respectively, and are the outputs from the algorithms that we will develop. A pictorial description of this is given in Figure 2 (left). The constant x_0 is ideally $F_n^{-1}(0.5)$; since we cannot know this value *a priori*, we use potential-theoretic arguments to compute a value $x_0 = x_0(\mu, n)$ approximating the median of F_n ,

$$(6) \quad F_n(x_0) \approx \frac{1}{2}.$$

For our choice of x_0 , we can provide no estimates for this approximate equality, but empirical evidence in Figure 2 (right) shows that our choices are very close to the real median, uniformly in n . The coming sections concentrate on, for each class of μ mentioned above, specifying x_0 and detailing algorithms for \widehat{F}_n and \widehat{F}_n^c .

3.1. Jacobi weights. We consider computing induced distribution functions for Jacobi measures $\mu_J^{(\alpha, \beta)}$ as defined in Table 1. When circumstances are clear, we will write $\mu_J^{(\alpha, \beta)} = \mu$ to avoid notational clutter. We seek the distribution function of the induced measure,

$$(7) \quad \mu_{J,n}^{(\alpha, \beta)}([-1, x]) = \mu_n([-1, x]) = F_n(x) := \int_{-1}^x p_n^2(t) d\mu(t).$$

To compute F_n , we specify an approximate median $x_0 = x_0(\mu, n)$ satisfying (6), and construct algorithmic procedures to evaluate $\widehat{F}_n(x) \approx F_n(x)$ (for $x \leq x_0$) and $\widehat{F}_n^c(x) \approx F_n^c(x)$ (for $x > x_0$). Having specified these, we use (5) to compute our approximation to F_n .

3.1.1. Approximating $x_0(n)$. With $\alpha, \beta > -1$ and $n \in \mathbb{N}$ fixed, consider the measure $\mu_J^{(\alpha/2n, \beta/2n)}$. Note that this measure is still a Jacobi measure since $\frac{\alpha}{2n} > -1$ and $\frac{\beta}{2n} > -1$. We may rewrite the integrand in (7)

$$p_n^2(t) d\mu_J^{(\alpha, \beta)}(t) = \left[p_n(t) \left(d\mu_J^{(\alpha/2n, \beta/2n)}(t) \right)^n \right]^2.$$

The quantity under the square brackets on the right-hand side is, in the language of potential theory, a weighed polynomial of degree n . One result in potential theory characterizes the ‘‘essential’’ support of this weighted polynomial; in particular, the weighted polynomial decays quickly outside this support. The essential support is an interval, and we take the median x_0 of the induced measure μ_n to be the centroid of this interval.

The essential support of the weighted polynomial above is demarcated by the Mhaskar-Rakhmanov-Saff numbers for the asymmetric weight $d\mu_J^{(\alpha/2n, \beta/2n)}$ on $[-1, 1]$. These numbers for this weight are computed explicitly in [23, pp 206-207]. When $\alpha, \beta \geq 0$, this support interval is $[\theta - \Delta, \theta + \Delta]$, with

$$\theta = \frac{\beta^2 - \alpha^2}{(2n + \alpha + \beta)^2}, \quad \Delta = \frac{4\sqrt{n(n + \alpha + \beta)(n + \alpha)(n + \beta)}}{(2n + \alpha + \beta)^2}$$

Since this is the interval where most of the ‘‘mass’’ of the integral in (7) lies, we set x_0 to be the centroid θ of this interval:

$$(8) \quad x_0(\mu^{(\alpha, \beta)}, n) = \frac{\beta^2 - \alpha^2}{(2n + \alpha + \beta)^2}, \quad \alpha, \beta > -1, \quad n > 0.$$

Note that the definitions of θ, Δ require α and β to be non-negative. Without mathematical justification, we extend the formula (8) to valid negative values of α, β as well. Figure 2 compares x_0 and $F_n^{-1}(0.5)$ for certain choices of α and β .

3.1.2. *Computing $F_n(x)$.* First assume that $x \leq x_0$, with x_0 defined in (8), and define $A \in \mathbb{N}_0$ as

$$A := \lfloor |\alpha| \rfloor, \quad \alpha - A \in (-1, 1),$$

where $\lfloor \cdot \rfloor$ is the floor function. We transform the integral (7) over $[-1, x]$ onto the standard interval $[-1, 1]$ via the substitution $u = \frac{2}{x+1}(t+1) - 1$:

$$\begin{aligned} F_n(x) &= \frac{1}{c_J^{(\alpha, \beta)}} \int_{-1}^x p_n^2(t) (1-t)^\alpha (1+t)^\beta dt \\ &= \left(\frac{x+1}{2} \right)^{\beta+1} \frac{c_J^{(0, \beta)}}{c_J^{(\alpha, \beta)}} \int_{-1}^1 \left(2 - \frac{1}{2}(u+1)(x+1) \right)^{\alpha-A} U_{2n+A}(u) d\mu^{(0, \beta)}(u), \end{aligned}$$

where $U_{2n+A}(u)$ is a degree- $(2n+A)$ polynomial given by

$$\begin{aligned} U_{2n+A}(u) &= p_n^2 \left(\frac{1}{2}(u+1)(x+1) - 1 \right) \left(2 - \frac{1}{2}(u+1)(x+1) \right)^A \\ &= \gamma_n^2 \left(\frac{x+1}{2} \right)^{2n+A} \underbrace{\prod_{k=1}^A \left[\left(\frac{3-x}{1+x} \right) - u \right]}_{(a)} \underbrace{\prod_{j=1}^n \left(u - \left(\frac{2}{x+1}(x_{j,n} + 1) - 1 \right) \right)^2}_{(b)}, \end{aligned}$$

where $\{x_{j,n}\}_{j=1}^n$ are the n zeros of $p_n(\cdot)$. Since we explicitly know the polynomial roots of U_{2n+A} , we can absorb the term marked (a) into the measure $d\mu^{(0, \beta)}(u)$ via A linear modifications, and we can likewise absorb the term (b) via n quadratic modifications. (See Appendix B.) Thus, define

$$(9) \quad d\tilde{\mu}_n(u) = U_{2n+A}(u) d\mu^{(0, \beta)}(u),$$

which is a modified measure whose recurrence coefficients can be computed via successive application of the linear and quadratic modification methods in Appendix B. Thus,

$$(10) \quad F_n(x) = \left(\frac{x+1}{2} \right)^{\beta+1} \frac{c_J^{(0, \beta)}}{c_J^{(\alpha, \beta)}} \int_{-1}^1 \left(2 - \frac{1}{2}(u+1)(x+1) \right)^{\alpha-A} d\tilde{\mu}_n(u).$$

The integrand above has a root ($\alpha > 0$) or singularity ($\alpha < 0$) at $u = \frac{3-x}{x+1} = 1 + 2\frac{1-x}{1+x} \geq 1 + 2\frac{1-x_0}{1+x_0}$; this root is far outside the interval $[-1, 1]$ unless β is very large and both n and α are small. The integrand is therefore a positive, monotonic, smooth function on $[-1, 1]$, taking values between $1-x$ and 2 ; we use an order- M $\tilde{\mu}_n$ -Gaussian quadrature to efficiently evaluate it. With $(\tilde{u}_m, \tilde{w}_m)_{m=1}^M$ denoting the nodes and weights, respectively, of this quadrature rule, we compute

$$(11) \quad I(x) := \sum_{m=1}^M \tilde{w}_m \left(2 - \frac{1}{2}(\tilde{u}_m + 1)(x+1) \right)^{\alpha-A},$$

$$(12) \quad \widehat{F}_n(x) = \left(\frac{x+1}{2} \right)^{\beta+1} \frac{I(x)}{2^\alpha(\beta+1)B(\beta+1, \alpha+1)}$$

The entire procedure is summarized in Algorithm 1.

In order to compute $\widehat{F}_n^c(x)$ for $x > x_0$, we use symmetry. Since $x \leftarrow -x$ interchanges the parameters α and β , then

$$\widehat{F}_n^{(\alpha, \beta), c}(x) = \int_x^1 \left[p_n^{(\alpha, \beta)}(t) \right]^2 d\mu^{(\alpha, \beta)}(t) = \int_{-1}^{-x} \left[p_n^{(\beta, \alpha)}(t) \right]^2 d\mu^{(\beta, \alpha)}(t) = \widehat{F}_n^{(\beta, \alpha)}(-x).$$

Note that if $x > x_0(\mu^{(\alpha,\beta)}, n)$, then $-x < x_0(\mu^{(\beta,\alpha)}, n)$. Thus, \widehat{F}_n^c can be computed via the same algorithm for \widehat{F}_n , but with different values for α, β , and x . This is also shown in Algorithm 1.

input : $\alpha, \beta > -1$: Jacobi polynomial parameters
input : $n \in \mathbb{N}_0$ and $x \in [-1, 1]$: Order of induced polynomial and measure μ_n and value x .
input : $M \in \mathbb{N}$: Quadrature order for approximate computation of $F_n(x)$.
output: $\widehat{F}_n(x; \mu^{(\alpha,\beta)})$

- 1 If $x > x_0(\mu(\alpha, \beta), n)$, return $1 - \widehat{F}_n(-x; \mu^{(\beta,\alpha)})$;
- 2 Compute n zeros, $\{x_{j,n}\}_{j=1}^n$ of $p_n = p_n(\cdot; \mu^{(\alpha,\beta)})$, and leading coefficient γ_n of p_n ;
- 3 Compute recurrence coefficients a_j and b_j associated to $\mu^{(0,\beta)}$ for $0 \leq j \leq M + A + 2n$;
- 4 **for** $j = 1, \dots, n$ **do**
- 5 Quadratic measure modification (41b): update a_n, b_n for $n = 0, \dots, M + A + 2(n - j)$ with modification factor $\left(u - \left(\frac{2}{x+1}(x_{j,n} + 1) - 1\right)\right)^2$.
- 6 **end**
- 7 **for** $k = 1, \dots, A$ **do**
- 8 Use linear modification (41a) to update a_n, b_n for $n = 0, \dots, M + (A - k)$ with modification factor $\left(u - \left(\frac{3-x}{1+x}\right)\right)$.
- 9 **end**
- 10 $b_0 \leftarrow b_0 \left(\frac{x+1}{2}\right)^{2n+A} \gamma_n^2$
- 11 Compute M -point Gauss quadrature $(\tilde{u}_m, \tilde{w}_m)_{m=1}^M$ associated with measure $\tilde{\mu}_n$ via $\{(a_j, b_j)\}_{j=0}^M$.
- 12 Compute the integral I in (11), and return $\widehat{F}_n(x; \mu^{(\alpha,\beta)})$ given by (12).

Algorithm 1: Computation of $\widehat{F}_n(x)$, approximating $F_n(x)$ for μ corresponding to a Jacobi polynomial measure.

Theorem 3.1. *With $\mu^{(\alpha,\beta)}$, $n \in \mathbb{N}$, and $x \in [-1, 1]$ all given, assume that $x \leq x_0$ with x_0 as in (8). Then the output $\widehat{F}_n(x)$ from Algorithm 1 using an M -point quadrature rule satisfies*

$$(13) \quad \left| F_n(x) - \widehat{F}_n(x) \right| \leq C(\alpha, \beta, n, M) \prod_{j=0}^M b_j(\tilde{\mu}_n),$$

where $b_j(\tilde{\mu}_n)$ are the b_j three-term recurrence coefficients associated to the x -dependent measure $\tilde{\mu}_n$ defined in (9). The constant C is

$$C(\alpha, \beta, n, M) = \frac{2^{\beta+1-A}}{(\beta+1)B(\beta+1, \alpha+1)} \left(\frac{x_0(n) + 1}{4} \right)^{2M+\beta+1}$$

Note that $C(\alpha, \beta, n, M)$ on the right-hand side of (13) is explicitly computable once α, β, M , and n are fixed, and only the product involving $b_j(\tilde{\mu}_n)$ depends on x . Furthermore, this last quantity is explicitly computed in Algorithm 1, so that a rigorous error estimate for the algorithm can be computed before its termination.

Since $\frac{x_0+1}{4} < \frac{1}{2}$, then the estimate (13) also hints at exponential convergence of the quadrature rule strategy, assuming that the factors $b_j(\tilde{\mu}_n)$ can be bounded or controlled. We cannot provide these bounds, although we do know the asymptotic behavior $b_j(\tilde{\mu}_n) \rightarrow \frac{1}{4}$ as $j \rightarrow \infty$ [21, Remark 3.1.10]. Also, since $x_0 \in [-1, 1]$ for any $n > 0$ then, uniformly in $n > 0$, $C(\alpha, \beta, n, M) \leq C'(\alpha, \beta)4^{-M}$. Thus, for a fixed x we expect that the estimate in Theorem 3.1 behaves like

$$\left| F_n(x) - \widehat{F}_n(x) \right| \leq C(\alpha, \beta, n, M) \prod_{j=0}^M b_j(\tilde{\mu}_n) \lesssim C''(\alpha, \beta, x)4^{-2M},$$

showing exponential convergence with respect to M . However, we cannot prove this latter statement.

Proof. The result is a relatively straightforward application of known error estimates for Gaussian quadrature with respect to non-classical weights. We use the notation of Algorithm 1: \tilde{u}_m and \tilde{w}_m denote the M -point $\tilde{\mu}_n$ -Gaussian quadrature nodes and weights, respectively. We start with the Corollary to Theorem 1.48 in [7], stating that if $f(\cdot)$ is infinitely differentiable on $[-1, 1]$, then

$$\left| \int_{-1}^1 f(u) d\tilde{\mu}_n(u) - \sum_{j=1}^M \tilde{w}_j f(\tilde{u}_j) \right| = \frac{f^{(2M)}(\tau)}{(2M)!} \int_{-1}^1 \prod_{j=1}^M (u - \tilde{u}_j)^2 d\tilde{\mu}_n(u)$$

for some $\tau \in (-1, 1)$. Noting that since \tilde{u}_m are the zeros of the degree- M $\tilde{\mu}_n$ -orthogonal polynomial, then

$$\int_{-1}^1 \prod_{j=1}^M (u - \tilde{u}_j)^2 d\tilde{\mu}_n(u) = \prod_{j=0}^M b_j(\tilde{\mu}_n) \int_{-1}^1 p_M^2(u; \tilde{\mu}_n) d\tilde{\mu}_n(u) = \prod_{j=0}^M b_j(\tilde{\mu}_n).$$

From (10), the integral we wish to approximate has integrand $f(u) = (2 - \frac{1}{2}(u+1)(x+1))^{\alpha-A}$. Then for any $\tau \in (-1, 1)$ and any $x \leq x_0$,

$$\begin{aligned} |f^{(2M)}(\tau)| &= \left(\frac{x+1}{2} \right)^{2M} \left(2 - \frac{1}{2}(x+1)(\tau+1) \right)^{\alpha-A-2M} \prod_{j=0}^{2M-1} |\alpha-A-j| \\ &\leq \left(\frac{x_0+1}{2} \right)^{2M} 2^{\alpha-A-2M} \prod_{j=0}^{2M-1} |\alpha-A-j| = 2^{\alpha-A} \left(\frac{x_0+1}{4} \right)^{2M} \prod_{j=0}^{2M-1} |\alpha-A-j| \end{aligned}$$

Then

$$\begin{aligned} |F_n(x) - \hat{F}_n(x)| &= \left(\frac{x+1}{2} \right)^{\beta+1} \frac{c_J^{(0,\beta)}}{c_J^{(\alpha,\beta)}} \left| \int_{-1}^1 f(u) d\tilde{\mu}_n(u) - \sum_{j=1}^M \tilde{w}_j f(\tilde{u}_j) \right| \\ &\leq \left(\frac{x+1}{2} \right)^{\beta+1} \frac{c_J^{(0,\beta)}}{c_J^{(\alpha,\beta)}} 2^{\alpha-A} \left(\frac{x_0+1}{4} \right)^{2M} \frac{\prod_{j=0}^{2M-1} |\alpha-A-j|}{(2M)!} \prod_{j=0}^M b_j(\tilde{\mu}_n) \end{aligned}$$

Since $\alpha - A \in (-1, 1)$, then

$$|F_n(x) - \hat{F}_n(x)| \leq 2^{\alpha+\beta+1-A} \frac{c_J^{(0,\beta)}}{c_J^{(\alpha,\beta)}} \left(\frac{x_0+1}{4} \right)^{2M+\beta+1} \prod_{j=0}^M b_j(\tilde{\mu}_n)$$

The result follows by direct computation of $2^{\alpha+\beta+1-A} \frac{c_J^{(0,\beta)}}{c_J^{(\alpha,\beta)}}$. \square

We verify spectral convergence of the scheme empirically in Figure 3, which also illustrates that for the test cases shown, one could choose M to bound errors uniformly in x . The figure also shows that qualitative error behavior is uniform even for extremely large values of n and/or α or β . Based on these results, taking $M = 10$ appears sufficient uniformly over all (α, β, n) .² Finally, extending the estimate in (13) to the case $x > x_0$ can be accomplished by permuting α and β as is done for that case in Algorithm 1.

3.2. Half-line Freud weights. In this section we consider the half-line Freud measure $\mu_{HF}^{(\alpha,\rho)}$ as defined in Table 1. These algorithms require the recurrence coefficients for μ_{HF} ; these coefficients are in general not easy to compute when $\alpha \neq 1$. We show in Appendix C that these recurrence coefficients can be determined from the recurrence coefficients for Freud weights, but recurrence coefficients for Freud weights are themselves relatively difficult to tabulate [16, 1]. In our computations we use the methodology of [8] to compute Freud weight recurrence coefficients (and hence half-line Freud coefficients). We note that the methodology of [8] is computationally onerous: For a fixed α and ρ , it required a day-long computation to obtain 500 recurrence coefficients.

²Not shown: we have verified this for numerous values of (α, β, n) .

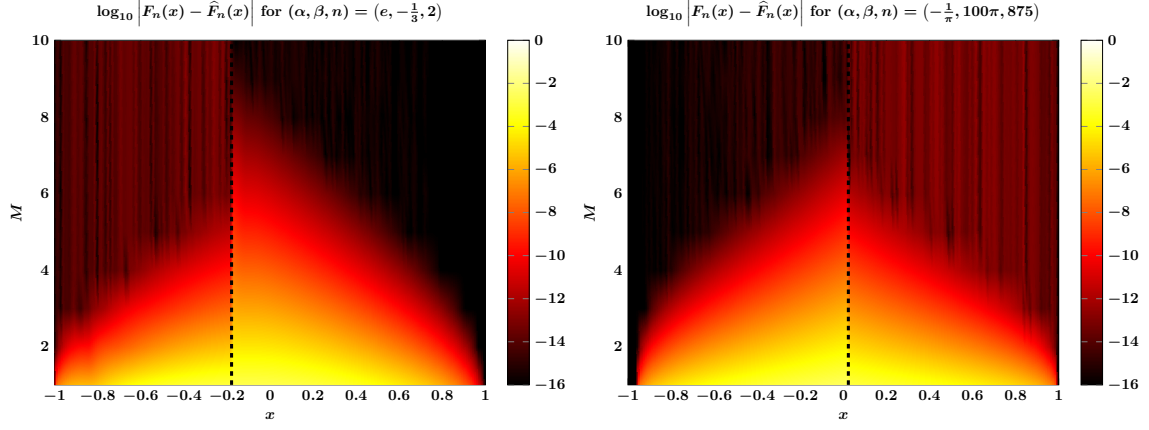


Figure 3. Color plot of $\log_{10} |F_n(x) - \hat{F}_n(x)|$ for Jacobi measures with certain choices of the order n and various quadrature size M . Left: $(\alpha, \beta, n) = (e, -\frac{1}{3}, 2)$. Right: $(\alpha, \beta, n) = (-\frac{1}{\pi}, 100\pi, 875)$. In both figures the vertical dashed black line indicates $x_0(n)$. For these test cases, we obtain more than 10 digits of accuracy with only $M = 10$, uniformly in x .

Again in this subsection we write $\mu_{HF}^{(\alpha, \rho)} = \mu$ and similarly for μ_n, F, F_n , etc. We restore these super- and subscripts when ambiguity arises without them.

We accomplish computation of F_n for this measure with largely the same procedure as for Jacobi measures. Like in the Jacobi case, the details of the procedure we use differ depending on whether x is closer to the left-hand end of $\text{supp} \mu$ (which is $x = 0$ here), or to the right-hand end of the $\text{supp} \mu$ (which is $x = \infty$). We determine this delineation again by means of potential theory.

3.2.1. *Computation of x_0 .* As with the Jacobi case, we take x_0 to be the midpoint of the “essential” support for $p_n^2(x) d\mu_{HF}^{(\alpha, \rho)}$, the latter of which is approximately the support of the weighted equilibrium measure associated to $[d\mu_{HF}^{(\alpha, \rho)}]^{1/2n}$. However, directly computing the support of this equilibrium measure is difficult. Thus, we resort to a more *ad hoc* approach.

To derive our approach, we first compute the exact support of special cases of our Half-line Freud measures.

- The support of the weighted equilibrium measure associated to the measure

$$(14) \quad d\mu(x) = x^s \exp(-\lambda x), \quad x \in [0, \infty), s \geq 0 \quad \lambda > 0$$

is the interval $[\theta - \Delta, \theta + \Delta]$, with these values given by [23]

$$\theta = \frac{s+1}{\lambda}, \quad \Delta = \frac{\sqrt{2s+1}}{\lambda}$$

This interval is the “essential” support for any function of the form $p_n(x) (d\mu(x))^n$ where p_n is a degree- n polynomial.

- The second special case is for arbitrary α , but $\rho = 0$. The support of the weighted equilibrium measure for $\sqrt{d\mu_{HF}^{(\alpha, 0)}}$ in this case is the interval $[0, k_n(\alpha)]$, where

$$k_n(\alpha) = k_n := n^{1/\alpha} \left(\frac{2\sqrt{\pi}\Gamma(\alpha)}{\Gamma(\alpha + \frac{1}{2})} \right)^{1/\alpha}.$$

are the Mhaskar-Rakhmanov-Saff numbers for $\sqrt{d\mu_{HF}^{(\alpha, 0)}}$ [17].

We now derive our approximation for the case of general α, ρ . To approximate where $p_n \sqrt{d\mu_{HF}^{(\alpha, \rho)}}$ is supported, consider

$$\begin{aligned} p_n(x) \left(d\mu_{HF}^{(\alpha, \rho)}(x) \right)^{1/2} &\propto p_n(x) \left[x^{\rho/2n} \exp\left(-\frac{1}{2n}x^\alpha\right) \right]^n \\ &\stackrel{u=x^\alpha}{=} p\left(u^{1/\alpha}\right) \left[u^{\rho/2n\alpha} \exp\left(-\frac{1}{2n}u\right) \right]^n \\ &= q_{n/\alpha}(u) \left[u^{\rho/2n} \exp\left(-\frac{\alpha}{2n}u\right) \right]^{n/\alpha}, \end{aligned}$$

where we have introduced $q_{n/\alpha}$, which is a ‘‘polynomial’’ of ‘‘degree’’ n/α^3 . Note that in the variable u , the weight function under square brackets in the last expression is of the form (14). Concepts in potential theory extend to generalized notions of polynomial degree, and so we may apply our formulas for θ and Δ with $s = \frac{\rho}{2n}$ and $\lambda = \frac{\alpha}{2n}$. These formulas imply that the ‘‘essential’’ support for the u variable is

$$\theta - \Delta \leq u = x^\alpha \leq \theta + \Delta$$

Therefore, to obtain appropriate limits on the variable x , we raise the endpoints $\theta \pm \Delta$ to the $1/\alpha$ power. However, we now require a correction factor. To see why, we compute the right-hand side of our computed support interval when $\rho = 0$

$$(15) \quad (\theta + \Delta)^{1/\alpha} = \left(2n + 2\sqrt{n^2}\right)^{1/\alpha} = 2^{2/\alpha} n^{1/\alpha},$$

and compare this with the exact value $k_n(\alpha)$ computed above. We note that while $k_n(\alpha) \sim n^{1/\alpha}$ matches the n -behavior of (15), the constant is wrong. We thus multiply the endpoints $(\theta \pm \Delta)^{1/\alpha}$ by the appropriate constant to match the $\rho = 0$ behavior of $k_n(\alpha)$. The net result then, for arbitrary α, ρ , is the approximation

$$(16a) \quad a_\pm(n, \alpha, \rho) = \left(\frac{\sqrt{\pi}\Gamma(\alpha)}{2\Gamma(\alpha + \frac{1}{2})} \right)^{1/\alpha} \left(\rho + 2n \pm 2\sqrt{n^2 + n\rho} \right)^{1/\alpha}$$

$$(16b) \quad x_0\left(n; \mu_{HF}^{(\alpha, \rho)}\right) = \frac{1}{2} (a_-(n, \alpha, \rho) + a_+(n, \alpha, \rho))$$

Figure 4 compares the intervals demarcated by a_- and a_+ versus $F_n^{-1}([0.01, 0.99])$, the latter of which contains ‘‘most’’ of the support of F_n .

3.2.2. *Computing $\widehat{F}_n(x)$.* First assume that $x \leq x_0$. Then

$$\begin{aligned} F_n(x) &= \frac{1}{c_{HF}^{(\alpha, \rho)}} \int_0^x p_n^2(t) t^\rho \exp(-t^\alpha) dt \\ &\stackrel{u=\frac{2t}{x}-1}{=} \left(\frac{x}{2}\right)^{\rho+1} \frac{1}{c_{HF}^{(\alpha, \rho)}} \int_{-1}^1 \exp\left(-\left(\frac{x}{2}\right)^\alpha (u+1)^\alpha\right) p_n^2\left(\frac{x}{2}(1+u)\right) (1+u)^\rho du. \end{aligned}$$

We recognize a portion of the integrand as a Jacobi measure, and use successive measure modifications to define $\tilde{\mu}_n$:

$$(17a) \quad d\tilde{\mu}_n(u) := p_n^2\left(\frac{x}{2}(1+u)\right) d\mu_J^{(0, \rho)}$$

$$I(x) := \sum_{m=1}^M \tilde{w}_m \exp\left(-\left(\frac{x}{2}\right)^\alpha (u_m+1)^\alpha\right)$$

$$(17b) \quad \widehat{F}_n(x) = \left(\frac{x}{2}\right)^{\rho+1} \frac{c_J^{(0, \rho)}}{c_{HF}^{(\alpha, \rho)}} I(x)$$

³More formally, it is a potential with ‘‘mass’’ n/α .

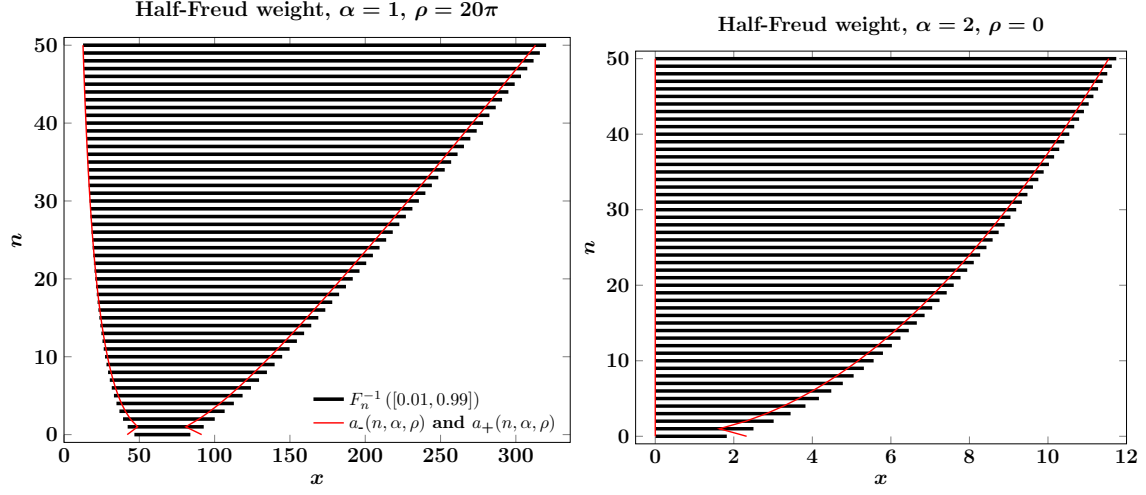


Figure 4. Depiction of the interval $F_n^{-1}([0.01, 0.99])$ containing “most” of the support of $F_n(x)$, for various n in the Half-Freud case. This interval is compared against the potential-theoretic demarcations (16a). Good agreement indicates that a_{\pm} defined in (16) are reasonably accurate approximations for the bulk support of F_n .

The recurrence coefficients of $\tilde{\mu}_n$ can be computed via polynomial measure modifications on the roots $u_{j,n} = \frac{2x_{j,n}}{x} - 1$, where $x_{j,n}$ are the roots of $p_n(\cdot)$. A detailed algorithm is given in Algorithm 2.

input : $\alpha > \frac{1}{2}, \rho > -1$: half-line Freud weight parameters
input : $n \in \mathbb{N}_0$ and $x \geq 0$: Order of induced measure μ_n and value x .
input : $M \in \mathbb{N}$: Quadrature order for approximate computation of $F_n(x)$.
output: $\hat{F}_n(x)$

- 1 Compute n zeros, $\{x_{j,n}\}_{j=1}^n$ of $p_n = p_n(\cdot; \mu^{(a,\rho)})$, and leading coefficient γ_n of p_n ;
- 2 Compute recurrence coefficients a_j and b_j associated to $\mu_j^{(0,\rho)}$ for $0 \leq j \leq M + 2n$;
- 3 **for** $j = 1, \dots, n$ **do**
- 4 Quadratic measure modification (41b): update a_n and b_n for $n = 0, \dots, M + 2(n - j)$ with modification factor $\left(u - \left(\frac{2x_{j,n}}{x} - 1\right)\right)^2$.
- 5 Scale $b_0 \leftarrow b_0 \exp\left(\frac{1}{n} \log \gamma_n^2\right)$.
- 6 **end**
- 7 Compute M -point Gauss quadrature $(\tilde{u}_m, \tilde{w}_m)_{m=1}^M$ associated with measure $\tilde{\mu}_n$ via $\{(a_j, b_j)\}_{j=0}^M$.
- 8 Compute the integral I in (17a), and return $\hat{F}_n(x; \mu^{(a,\rho)})$ given by (17b).

Algorithm 2: Computation of $F_n(x)$ for $\mu = \mu_{HF}^{(\alpha,\rho)}$ corresponding to a half-line Freud weight.

Now assume that $x \geq x_0$. We compute F_n^c directly in a similar fashion as we did for F_n . We have

$$\begin{aligned}
F_n^c(x) &= \frac{1}{c_{HF}^{(\alpha,\rho)}} \int_x^\infty p_n^2(t) t^\rho \exp(-t^\alpha) dt \\
&\stackrel{u=t-x}{=} \frac{1}{c_{HF}^{(\alpha,\rho)}} \int_0^\infty p_n^2(u+x) (u+x)^\rho \exp(-(u+x)^\alpha) du \\
&= \exp(-x^\alpha) \frac{c_{HF}^{(\alpha,0)}}{c_{HF}^{(\alpha,\rho)}} \int_0^\infty p_n^2(u+x) (u+x)^\rho \exp(u^\alpha + x^\alpha - (u+x)^\alpha) \exp(-u^\alpha) du
\end{aligned}$$

We again use this to define a new measure $\tilde{\mu}_n$ and an associated M -point Gauss quadrature $(u_m, w_m)_{m=1}^M$. The recurrence coefficients for $\tilde{\mu}_n$ are computable via polynomial measure modifications. This results in the approximation

$$(18) \quad d\tilde{\mu}_n(u) := p_n^2(u+x) d\mu_{HF}^{(\alpha,0)}$$

$$(19) \quad I(x) = \sum_{m=1}^M \tilde{w}_m (u_m + x)^\rho \exp(u_m^\alpha + x^\alpha - (u_m + x)^\alpha)$$

$$(20) \quad \hat{F}_n^c(x) = \exp(-x^\alpha) \frac{c_{HF}^{(\alpha,0)}}{c_{HF}^{(\alpha,\rho)}} I(x)$$

A more detailed algorithm is given in Algorithm 3. Of course, once F_n^c is computed we may compute $F_n(x) = 1 - F_n^c(x)$.

input : $\alpha > \frac{1}{2}, \rho > -1$: generalized Freud weight parameters
input : $n \in \mathbb{N}_0$ and $x \geq 0$: Order of induced polynomial and measure μ_n and value x .
input : $M \in \mathbb{N}$: Quadrature order for approximate computation of $F_n^c(x)$.
output: $\hat{F}_n^c(x)$

- 1 Compute n zeros, $\{x_{j,n}\}_{j=1}^n$ of $p_n = p_n(\cdot; \mu^{(\alpha,\rho)})$, and leading coefficient γ_n of p_n ;
- 2 Compute recurrence coefficients a_j and b_j associated to $\mu_{HF}^{(\alpha,0)}$ for $0 \leq j \leq M + 2n$;
- 3 **for** $j = 1, \dots, n$ **do**
- 4 Quadratic measure modification (41b): update a_n, b_n for $n = 0, \dots, M + A + 2(n - j)$ with modification factor $(u - (x_{j,n} - x))^2$.
- 5 Scale $b_0 \leftarrow b_0 \exp\left(\frac{1}{n} \log \gamma_n^2\right)$.
- 6 **end**
- 7 Compute M -point Gauss quadrature $(\tilde{u}_m, \tilde{w}_m)_{m=1}^M$ associated with measure $\tilde{\mu}_n$ via $\{(a_j, b_j)\}_{j=0}^M$.
- 8 Compute the integral I in (19), and return $\hat{F}_n^c(x; \mu^{(\alpha,\rho)})$ given by (20).

Algorithm 3: Computation of $\hat{F}_n^c(x)$ for $\mu_{HF}^{(\alpha,\rho)}$ corresponding to a half-line Freud weight.

Errors between F_n and computational approximations \hat{F}_n are shown in Figure 5. We see that we require a much larger value of M in order to achieve accurate approximations compared to the Jacobi case. We believe this to be the case due to the function $\exp(u^\alpha + x^\alpha - (u+x)^\alpha)$ appearing in the integral $I(x)$. Note that for $\alpha = 1$ this function becomes unity and so does not adversely affect the integral; this results in the much more favorable error plot on the left in Figure 5.

The different behavior for $\alpha = 1$ leads us to make customized choices in this case: we choose $M = 25$ for all values of n and ρ , and we take $x_0(n) \equiv 50$. Whereas for $\alpha \neq 1$ our tests suggest that $M = n + 10$ is sufficient to achieve good accuracy, and we take x_0 as the average of a_\pm as given in (16).

3.3. Freud weights. Finally, consider the Freud measure $\mu_F^{(\alpha,\rho)}$ defined in Table 1. An especially important case occurs for $\alpha = 2, \rho = 0$, corresponding to the classical Hermite polynomials. Note that the recurrence coefficients for general values of a and ρ are not known explicitly, but their asymptotic behavior has been established [15].

It is well-known that Freud weights are essentially half-line Freud weights in disguise under a quadratic map. It is not surprising then that we may express primitives of induced polynomial measures for Freud weights in terms of the associated half-line Freud primitives.

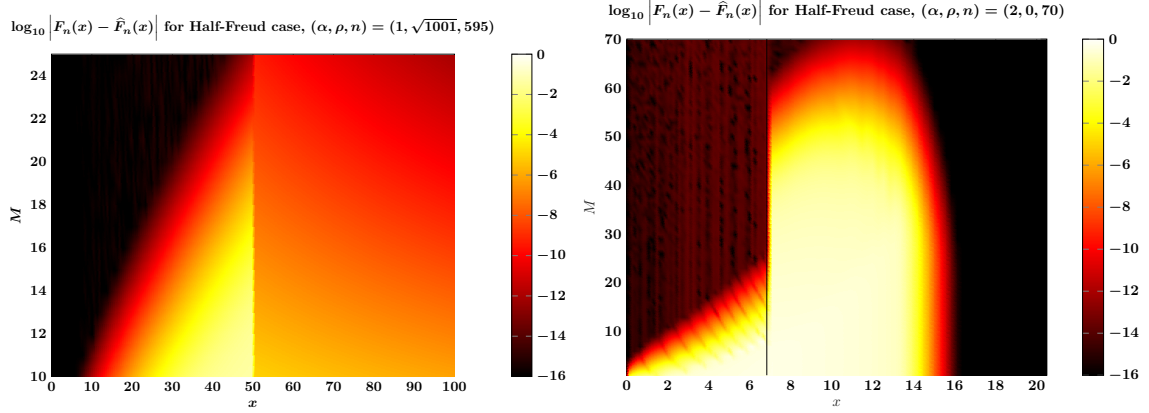


Figure 5. Color plot of $\log_{10} |F_n(x) - \widehat{F}_n(x)|$ for half-line Freud measures with certain choices of the order n and various quadrature size M . Left: $(\alpha, \rho, n) = (1, \sqrt{1001}, 595)$. Right: $(\alpha, \rho, n) = (2, 0, 70)$. Much larger values of M are needed when compared against the Jacobi case in Figure 3.

Theorem 3.2. Let parameters (α, ρ) define a Freud weight and associated measure $\mu_F^{(\alpha, \rho)}$. Then for $x \leq 0$,

$$(21) \quad F_n(x; \mu_F^{(\alpha, \rho)}) = \begin{cases} \frac{1}{2} F_{n/2}^c(x^2; \mu_{HF}^{(\alpha/2, (\rho-1)/2)}), & n \text{ even} \\ \frac{1}{2} F_{(n-1)/2}^c(x^2; \mu_{HF}^{(\alpha/2, (\rho+1)/2)}), & n \text{ odd} \end{cases}$$

For $x \geq 0$, we have

$$(22) \quad F_n(x; \mu_F^{(\alpha, \rho)}) = 1 - F_n(-x; \mu_F^{(\alpha, \rho)}).$$

Note that with expressions (21) and (22), an algorithm for computing $F_n(\cdot; \mu_F)$ is straightforward to devise utilizing Algorithm 3 for $F_n^c(\cdot; \mu_{HF})$.

The result (22) follows easily from the fact that the integrand in (4) defining F_n is an even function. To prove the main portion of the theorem, expression (21), we require the following result relating Freud orthonormal polynomials to half-line Freud orthonormal polynomials.

Lemma 3.1. Let $\rho > -1$ and $\alpha > 1$ be parameters that define a Freud measure $\mu_F^{(\alpha, \rho)}$ with associated orthonormal polynomial family $p_n(x) = p_n(x; \mu_F^{(\alpha, \rho)})$. Define two sets of half-line Freud parameters (α_*, ρ_*) and (α_{**}, ρ_{**}) and the corresponding half-line Freud measures and polynomials:

$$(23a) \quad \alpha_* := \frac{\alpha}{2}, \quad \rho_* := \frac{\rho - 1}{2}, \quad p_{*,n}(x) := p_n(x; \mu_{HF}^{(\alpha_*, \rho_*)}),$$

$$(23b) \quad \alpha_{**} := \frac{\alpha}{2}, \quad \rho_{**} := \frac{\rho + 1}{2}, \quad p_{**,n}(x) := p_n(x; \mu_{HF}^{(\alpha_{**}, \rho_{**})})$$

Also define the constant

$$(24) \quad h^2 = h^2(\alpha, \rho) := \frac{\Gamma\left(\frac{\rho+1}{\alpha}\right)}{\Gamma\left(\frac{\rho+3}{\alpha}\right)}$$

Then, for all $n \geq 0$,

$$\begin{aligned} p_{2n}(x) &= p_{*,n}(x^2), \\ p_{2n+1}(x) &= h x p_{**,n}(x^2), \end{aligned}$$

Proof. The following equalities may be verified via direct computation using the definitions (23) and (24) along with the expressions in Table 1:

$$(25) \quad c_F^{(\alpha, \rho)} = c_{HF}^{(\alpha_*, \rho_*)}, \quad c_F^{(\alpha, \rho)} = h^2 c_{HF}^{(\alpha_{**}, \rho_{**})}$$

The proof of this lemma relies on the change of measure $t \mapsto x^2$. We have

$$\begin{aligned} \delta_{m,n} &= \int_0^\infty p_{*,n}(t) p_{*,m}(t) d\mu_{HF}^{(\alpha_*, \rho_*)}(t) = \frac{1}{c_{HF}^{(\alpha_*, \rho_*)}} \int_0^\infty p_{*,n}(t) p_{*,m}(t) t^{\rho_*} \exp(-t^{\alpha_*}) dt \\ &= \frac{2}{c_{HF}^{(\alpha_*, \rho_*)}} \int_0^\infty p_{*,n}(x^2) p_{*,m}(x^2) x^{2\rho_*+1} \exp(-x^{2\alpha_*}) dx \\ &= \frac{1}{c_F^{(\alpha, \rho)}} \int_{-\infty}^\infty p_{*,n}(x^2) p_{*,m}(x^2) |x|^{2\rho_*+1} \exp(-|x|^{2\alpha_*}) dx \\ &= \int_{-\infty}^\infty p_{*,n}(x^2) p_{*,m}(x^2) d\mu_F^{(\alpha, \rho)}(x). \end{aligned}$$

This relation shows that the family $\{p_{*,n}(x^2)\}_{n=0}^\infty$ are polynomials of degree $2n$ that are orthonormal under a Freud weight with parameters $\alpha = 2\alpha_*$ and $\rho = 2\rho_* + 1$. Using nearly the same arguments, but with the family $p_{**,n}$, yields the relation

$$\begin{aligned} \delta_{m,n} &= \int_0^\infty p_{**,n}(t) p_{**,m}(t) d\mu_{HF}^{(\alpha_{**}, \rho_{**})}(t) \\ &= \frac{1}{c_{HF}^{(\alpha_{**}, \rho_{**})}} \int_0^\infty p_{**,n}(t) p_{**,m}(t) t^{\rho_{**}} \exp(-t^{\alpha_{**}}) dt \\ &= \frac{2}{c_{HF}^{(\alpha_{**}, \rho_{**})}} \int_0^\infty p_{**,n}(x^2) p_{**,m}(x^2) x^{2\rho_{**}+1} \exp(-x^{2\alpha_{**}}) dt \\ &= \frac{h^2}{c_F^{(\alpha, \rho)}} \int_{-\infty}^\infty x p_{**,n}(x^2) x p_{**,m}(x^2) |x|^{2\rho_{**}-1} \exp(-|x|^{2\alpha_{**}}) dx \\ &= h^2 \int_{-\infty}^\infty x p_{**,n}(x^2) x p_{**,m}(x^2) d\mu_F^{(\alpha, \rho)}(x). \end{aligned}$$

This relation shows that the family $\{x p_{**,n}(x^2)\}_{n=0}^\infty$ are polynomials of degree $2n + 1$ that are orthonormal under the same Freud having parameters $\alpha = 2\alpha_{**}$ and $\rho = 2\rho_{**} - 1$. We also have that $x p_{**,n}(x^2)$ is orthogonal to $p_{*,m}(x^2)$ under a(ny) Freud weight for any n, m because of even-odd symmetry. Thus, define

$$P_n(x) = \begin{cases} p_{*,n/2}(x^2), & n \text{ even} \\ x p_{**, (n-1)/2}(x^2), & n \text{ odd} \end{cases}$$

Then $\{P_n\}_{n=0}^\infty$ is a family of degree- n polynomials (with positive leading coefficient) orthonormal under a (α, ρ) Freud weight. Therefore, $P_n \equiv p_n$. \square

We can now give the

Proof of Theorem 3.2. Assume $x \leq 0$. Then

$$\begin{aligned} F_n(x; \mu_F^{(\alpha, \rho)}) &= \frac{1}{c_F^{(\alpha, \rho)}} \int_{-\infty}^x p_n^2(t) |t|^\rho \exp(-|t|^\alpha) dt, \\ &\stackrel{u=t^2}{=} \frac{1}{2c_F^{(\alpha, \rho)}} \int_{x^2}^\infty p_n^2(-\sqrt{u}) |u|^{\rho/2} \exp(-|u|^{\alpha/2}) du, \end{aligned}$$

where (α_*, ρ_*) are as defined in (23a). By Lemma 3.1,

$$p_n^2(-\sqrt{u}) = \begin{cases} p_{*,n/2}^2(u), & n \text{ even} \\ h^2 u p_{**, (n-1)/2}^2(u), & n \text{ odd} \end{cases}$$

where (α_{**}, ρ_{**}) are defined in (23b). Then if n is even, we have

$$\begin{aligned} F_n(x; \mu_F^{(\alpha_*, \rho_*)}) &= \frac{1}{2c_{HF}^{(\alpha_*, \rho_*)}} \int_{x^2}^{\infty} p_{*,n/2}^2(u) |u|^{\rho_*} \exp(-|u|^{\alpha_*}) du, \\ &= \frac{1}{2} F_{n/2}^c(x^2; \mu_{HF}^{(\alpha_*, \rho_*)}), \end{aligned}$$

where we recall the equalities (25) related c_F to c_{F^*} . Similarly, if n is odd we have

$$\begin{aligned} F_n(x; \mu_F^{(\alpha, \rho)}) &= \frac{h^2}{2c_F^{(\alpha, \rho)}} \int_{x^2}^{\infty} u p_{**, (n-1)/2}^2(u) |u|^{\rho} \exp(-|u|^{\alpha}) du \\ &= \frac{1}{2c_{HF}^{(\alpha_{**}, \rho_{**})}} \int_{x^2}^{\infty} p_{**, (n-1)/2}^2(u) |u|^{\rho_{**}} \exp(-|u|^{\alpha_{**}}) du \\ &= \frac{1}{2} F_{(n-1)/2}^c(x^2; \mu_{HF}^{(\alpha_{**}, \rho_{**})}) \end{aligned}$$

The combination of these results proves (21). \square

4. INVERTING INDUCED DISTRIBUTIONS

We have discussed at length in previous sections algorithms for computing $F_n(x)$ defined in (4) for various Lebesgue-continuous measures μ . The central application of these algorithms we investigate in this paper is actually in the evaluation of $F_n^{-1}(u)$ for $u \in [0, 1]$. We accomplish this by solving for x in the equation

$$(26) \quad F_n(x) - u = 0, \quad u \in [0, 1],$$

using a root-finding method. Our first step involves providing an initial guess for x .

4.1. Computing an initial interval. We use s_{\pm} to denote the (possibly infinite) endpoints of the support of μ :

$$-\infty \leq s_- := \inf(\text{supp}\mu), \quad s_+ := \sup(\text{supp}\mu) \leq \infty.$$

Now let $u \in [0, 1]$. Our first step in finding $F_n^{-1}(u)$ is to compute two values x_- and x_+ such that

$$(27) \quad x_- \leq F_n^{-1}(u) \leq x_+.$$

Our procedure for identifying an initial interval containing $F_n^{-1}(u)$ leverages the Markov-Stieltjes inequalities for orthogonal polynomials. These inequalities state that empirical probability distributions of Gauss quadrature rules generated from a measure bound the distribution function for this measure. Precisely:

Lemma 4.1 (Markov-Stieltjes Inequalities, [25]). *Let μ be a probability measure on \mathbb{R} with an associated orthogonal polynomial family. For any $N \in \mathbb{N}$, let $\{x_{k,N}, w_{k,N}\}_{k=1}^N$ denote the N μ -Gaussian quadrature nodes and weights, respectively. Then:*

$$\sum_{k=1}^{m-1} w_{k,N} \leq F(x_{m,N}) \leq \sum_{k=1}^m w_{k,N}, \quad 1 \leq m \leq N.$$

Let $\{p_{j,n}\}_{j=0}^{\infty}$ denote the sequence of polynomial orthonormal under the induced measure μ_n . Given $N \in \mathbb{N}$, let $\{z_{k,N}, v_{k,N}\}_{k=1}^N$ denote the N -point μ_n -Gaussian quadrature rule, i.e., $z_{k,N}$ are

the N ordered zeros of $p_{N,n}(x)$, with $v_{k,N}$ the associated weights. Since μ_n is a probability measure, then $\sum_{k=1}^N v_{k,N} = 1$. As such, given $u \in [0, 1]$ we can always find some $m \in \{1, \dots, N\}$ such that

$$(28) \quad \sum_{k=1}^{m-1} v_{k,N} \leq u \leq \sum_{k=1}^m v_{k,N}.$$

Then, defining $z_{0,N} \equiv s_-$ and $z_{N+1,N} \equiv s_+$ for all N and n , we have

$$F_n(z_{m-1,N}) \leq \sum_{k=1}^{m-1} v_{k,N} \leq u \leq \sum_{k=1}^m v_{k,N} \leq F_n(z_{m+1,N})$$

Since F_n is non-decreasing, this is equivalently,

$$z_{m-1,N} \leq F_n^{-1}(u) \leq z_{m+1,N}$$

Thus, if we find an m such that (28) holds, then (27) holds with

$$(29) \quad x_- = z_{m-1,N}, \quad x_+ = z_{m+1,N}$$

When $\text{supp } \mu$ is bounded, the N -asymptotic density of orthogonal polynomial zeros on $\text{supp } \mu$ guarantees that we can find a bounding interval with endpoints x_{\pm} of arbitrarily small width by taking N sufficiently large. The difficulty is that we therefore require the zeros $z_{k,N}$ and the quadrature weights $v_{k,N}$ of the induced measure, which in turn require knowledge of the three-term recurrence coefficients associated to μ_n . These can be easily computed from the coefficients associated to μ ; since

$$(30) \quad d\mu_n(x) = p_n^2(x) d\mu(x) = \gamma_n^2 \prod_{j=1}^n (x - x_{j,n})^2 d\mu(x),$$

then we may again iteratively utilize the quadratic modification algorithm given by (41b) to compute these recurrence coefficients, which are iteratively quadratic modifications of the μ -coefficients. (Note that this is precisely the procedure proposed in [9] for computing these coefficients.)

4.2. Bisection. For simplicity, the root-finding method we employ to solve (26) is the bisection approach. More sophisticated methods may be used, with the caveat that the derivative of the function, $F'(x) = p_n^2(x) d\mu(x)$, vanishes wherever p_n has a root. We have found that a naive application of Newton's method for root-finding often runs into trouble, even with a very accurate initial guess.

The bisection method for root-finding applied to (26) starts with an initial guess for an interval $[x_-, x_+]$ containing the root x , and iteratively updates this interval via

$$\begin{aligned} x_- &\leftarrow \frac{1}{2}(x_- + x_+) & \text{if } F_n\left(\frac{1}{2}(x_- + x_+)\right) \leq u \\ x_+ &\leftarrow \frac{1}{2}(x_- + x_+) & \text{if } F_n\left(\frac{1}{2}(x_- + x_+)\right) > u \end{aligned}$$

After a sufficient number of iterations so that $x_+ - x_-$ and/or $|F(x_-) - F(x_+)|$ is smaller than a tunable tolerance parameter, one can confidently claim to have found the root x to within this tolerance. A good initial guess for x_{\pm} lessens the number of evaluations of F_n in a bisection approach and thus accelerates overall evaluation of F_n^{-1} .

The overall algorithm for solving (26) is to (i) compute the recurrence coefficients associated with μ_n in (30) via quadratic measure modifications, (ii) compute order- N μ_n -Gaussian quadrature nodes and weights $z_{j,N}$ and $v_{j,N}$, respectively, (iii) identify m such that (28) holds so that x_{\pm} may be computed in (29), and (iv) iteratively apply the bisection algorithm with the initial interval defined by x_{\pm} using the evaluation procedures for F_n outlined in Section 3.

5. APPLICATIONS

This section discusses two applications of sampling from univariate induced measures. Both these applications consider multivariate scenarios, and are based on the fact that many “interesting” multivariate sampling measures are additive mixtures of tensorized univariate induced measures. Our first task is to introduce notation for tensorized orthogonal polynomials.

We will write d -variate polynomials using multi-index notation: $\lambda \in \mathbb{N}_0^d$ denotes a multi-index with components $\lambda = (\lambda_1, \dots, \lambda_d)$ and magnitude $|\lambda| = \sum_{j=1}^d \lambda_j$. A point $x \in \mathbb{R}^d$ has components $x = (x_1, \dots, x_d)$, and $x^\lambda = \prod_{j=1}^d x_j^{\lambda_j}$. A collection of multi-indices will be denoted $\Lambda \subset \mathbb{N}_0^d$; we will assume that $N = |\Lambda|$ is finite.

Let μ be a tensorial measure on \mathbb{R}^d such that each of its d marginal univariate measures $\mu^{(j)}$, $j = 1, \dots, d$ admits a $\mu^{(j)}$ -orthonormal polynomial family $\{p_{j,n}\}_{n=0}^\infty$ on \mathbb{R} , satisfying

$$\int_{\mathbb{R}} p_{j,n}(x_j) p_{j,m}(x_j) d\mu^{(j)}(x_j) = \delta_{m,n}, \quad n, m \in \mathbb{N}_0, \quad j = 1, \dots, d.$$

A tensorial μ allows us to explicitly construct an orthonormal polynomial family for μ from univariate polynomials,

$$p_\lambda(x) := \prod_{j=1}^d p_{j,\lambda_j}(x_j).$$

These polynomials are an $L_{d\mu}^2$ -orthonormal basis for the subspace P_Λ , defined as

$$P_\Lambda = \text{span} \{p_\lambda \mid \lambda \in \Lambda\}.$$

Under the additional assumption that the index set Λ is downward-closed, then $P_\Lambda = \text{span} \{x^\lambda \mid \lambda \in \Lambda\}$.

We extend our definition of induced polynomials to this tensorial multivariate situation. For any $\lambda \in \Lambda$, the order- λ *induced* measure μ_λ is defined as

$$d\mu_\lambda(x) := p_\lambda^2(x) d\mu(x) = \prod_{j=1}^d p_{j,\lambda_j}^2(x_j) d\mu^{(j)}(x) = \prod_{j=1}^d d\mu_{\lambda_j}^{(j)},$$

where $d\mu_{\lambda_j}^{(j)}$ is the (univariate) order- λ_j induced measure for $\mu^{(j)}$ according to the definition (4). Thus, μ_λ is also a tensorial measure.

5.1. Optimal polynomial discrete least-squares. The goal of this section is description of a procedure utilizing the algorithms above for performing discrete least-squares recovery in a polynomial subspace using the optimal (fewest) number of samples. The procedure we discuss was proposed in [4] and is based on the foundational matrix concentration estimates for least-squares derived in [3].

Let $f : \mathbb{R}^d \rightarrow \mathbb{R}$ be a d -variate function. Given (i) a tensorial probability measure μ admitting an orthonormal polynomial family, and (ii) a dimension- N polynomial subspace P_Λ , we are interested in approximating the $L_{d\mu}^2$ -orthogonal projection of f onto P_Λ . This projection is given explicitly by

$$\Pi_\Lambda f = \sum_{\lambda \in \Lambda} c_\lambda^* p_\lambda(x), \quad c_\lambda^* = \int_{\mathbb{R}^d} f(x) p_\lambda(x) d\mu(x).$$

One way to approximate the integral defining the coefficients c_λ^* is via a Monte Carlo least-squares procedure using M collocation samples of the function $f(x)$. Let $\{X_m\}_{m=1}^M$ denote a collection of M independent and identically distributed random variables on \mathbb{R}^d , where we leave the distribution of X_m unspecified for the moment. A weighted discrete least-squares recovery procedure approximates c_λ^* with c_λ , computed as

$$(31) \quad \{c_\lambda\}_{\lambda \in \Lambda} = \underset{d_\lambda \in \mathbb{R}}{\operatorname{argmin}} \frac{1}{M} \sum_{m=1}^M w_m \left[f(X_m) - \sum_{\lambda \in \Lambda} d_\lambda p_\lambda(X_m) \right]^2,$$

where w_m are positive weights. One supposes that if the distribution of X_m and the weights w_m are chosen intelligently, then it is possible to recover the N coefficients c_λ with a relatively small number of samples M ; ideally, M should be close to N . The analysis in [3] codifies conditions on a required sample count M so that the minimization procedure above is stable, and so that the recovered coefficients c_λ are “close” to c_λ^* ; these conditions depend on the distribution of X_m , on w_m , on μ , and on P_Λ . Since μ and P_Λ are specified, the goal here is identification of an appropriate distribution for X_m and weight w_m .

Using ideas proposed in [20, 12] the results in [4] show that, in the context of the analysis in [3], the *optimal* choice of probability measure μ_X for sampling X_m and weights w_m that achieves a minimal sample count M are

$$(32) \quad \mu_X = \mu_\Lambda = \frac{1}{N} \sum_{\lambda \in \Lambda} \mu_\lambda, \quad w_m = \frac{N}{\sum_{\lambda \in \Lambda} p_\lambda^2(X_m)}.$$

The precise quantification of the sample count and error estimates can be formulated using an algebraic characterization of (31). Define matrices $\mathbf{V} \in \mathbb{R}^{M \times N}$ and $\mathbf{W} \in \mathbb{R}^{M \times M}$, and vectors $\mathbf{c} \in \mathbb{R}^N$ and $\mathbf{f} \in \mathbb{R}^M$ as follows:

$$\begin{aligned} (V)_{m,n} &= p_{\lambda(n)}(X_m), & (W)_{j,k} &= w_j \delta_{j,k}, \\ (c)_n &= c_{\lambda(n)}, & (f)_m &= f(X_m), \end{aligned}$$

where $\lambda(1), \dots, \lambda(N)$ represents any enumeration of elements in Λ . We use $\|\cdot\|$ on matrices to denote the induced ℓ^2 norm. The algebraic version of (31) is then to compute \mathbf{c} that minimizes the the least-squares residual of $\sqrt{\mathbf{W}}\mathbf{V}\mathbf{c} = \sqrt{\mathbf{W}}\mathbf{f}$. The following result holds.

Theorem 5.1 ([3, 4]). *Let $0 < \delta < 1$, and $r > 0$ be given, and define $c_\delta := \delta + (1-\delta) \log(1-\delta) \in (0, 1)$. Draw M iid samples $\{X_m\}_{m=1}^M$ from μ_X , and let the coefficients c_λ be those recovered from (31). If*

$$(33) \quad \frac{M}{\log M} \geq N \frac{1+r}{c_\delta}$$

Then

$$\begin{aligned} \Pr \left[\left\| \mathbf{V}^T \mathbf{W} \mathbf{V} - \mathbf{I} \right\| > \delta \right] &\leq 2M^{-r} \\ \mathbb{E} \left\| f - T_L \left(\sum_{\lambda \in \Lambda} c_\lambda p_\lambda(\cdot) \right) \right\|_{L_{d,\mu}^2} &\leq \left[1 + \frac{4c_\delta}{(1+r) \log M} \right] \|f - \Pi_\Lambda f\|_{L_{d,\mu}^2} + 8 \|f\|_{L^\infty(\text{supp}\mu)} M^{-r} \end{aligned}$$

The free parameter r is a tunable oversampling rate; δ represents the guaranteeable proximity of $\mathbf{V}^T \mathbf{W} \mathbf{V}$ to \mathbf{I} . We emphasize that by choosing $\mu_X = \mu_\Lambda$ with the weights defined as in \mathbf{W} , then the size of M as required by (33) depends *only* on the the cardinality N of Λ , and not on its shape. Furthermore, the criterion $M/\log M \gtrsim N$ is optimal up to the logarithmic factor. Also, the statements above hold uniformly over all multivariate μ .

Note that the optimal sampling measure μ_X is an additive mixture of induced measures and can be easily sampled, assuming μ_λ can be sampled. Sampling from μ_X defined above is fairly straightforward given the algorithms in this paper: (1) given Λ choose an element λ randomly using the uniform probability law, (2) generate d independent, uniform, continuous random variables U_j , $j = 1, \dots, d$ each on the interval $[0, 1]$, (3) compute $X \in \mathbb{R}^d$ as

$$X = \left(F_{\lambda_1}^{-1} \left(U_1; \mu^{(1)} \right), F_{\lambda_2}^{-1} \left(U_2; \mu^{(2)} \right), \dots, F_{\lambda_d}^{-1} \left(U_d; \mu^{(d)} \right) \right).$$

Then X is a sample from the probability measure μ_X . Note that the work required to sample X requires only d samples from a univariate induced measure. The procedure above is essentially as described by the authors in [4]; this paper gives a concrete computational method to sample from μ_Λ for a relatively general class of measures μ (i.e., those formed by arbitrary finite tensor products of Jacobi, half-line Freud, and/or Freud univariate measures). Thus, the algorithms in this paper along with the specifications (32) allow one to perform optimal discrete least-squares using Monte Carlo sampling for approximation with multivariate polynomials.

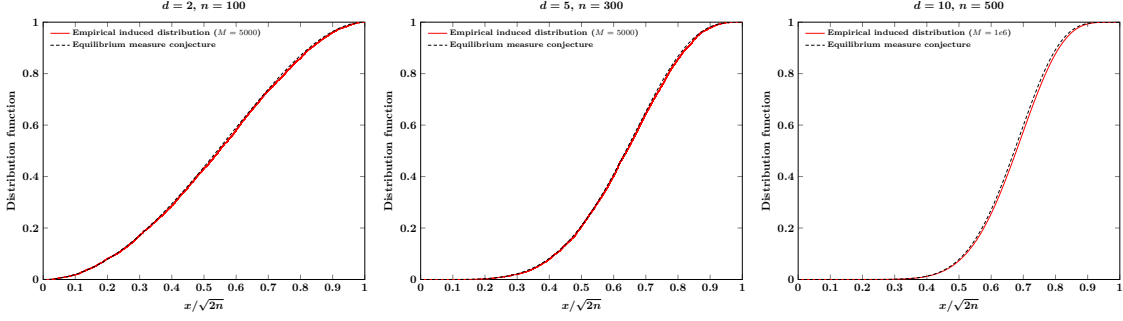


Figure 6. Weighted equilibrium measure distribution conjecture (36) versus empirical distribution function of M iid samples of $\|X\|/\sqrt{2n}$, where X is drawn from the induced measure μ_{Λ_n} . Left: $(d, n) = (2, 100)$. Middle: $(d, n) = (5, 300)$. Right: $(d, n) = (10, 500)$. That these distribution functions visually match gives credence to the conjecture (35) first formulated in [20].

5.2. Weighted equilibrium measures. On \mathbb{R}^d , consider the special case $d\mu(x) = \exp(-\|x\|^2)$, where $\|\cdot\|$ is the Euclidean norm on \mathbb{R}^d . The weighted equilibrium measure μ^* is a probability measure that is the weak limit of the summations

$$(34) \quad \lim_{n \rightarrow \infty} \sum_{|\lambda| \leq n} p_\lambda^2 \left(x/\sqrt{2n} \right) d\mu(x/\sqrt{2n}) \Rightarrow d\mu^*(x).$$

The form for μ^* is not currently known, but the authors in [20] conjecture that μ^* has support on the unit ball with density

$$(35) \quad d\mu^*(x) \stackrel{?}{=} g_d(\|x\|) = C_d \left(1 - \|x\|^2\right)^{d/2}, \quad \|x\| \leq 1,$$

where $C_d = (\pi)^{-(d+1)/2} \Gamma\left(\frac{d+1}{2}\right)$. If X on \mathbb{R}^d is distributed according to g_d , then the cumulative distribution function associated to $\|X\|$ is

$$(36) \quad G_d(r) := Pr[\|X\| \leq r] = K \int_0^r g_d(x) r^{d-1} dx,$$

where the r^{d-1} factor in the integrand is the \mathbb{R}^d Jacobian factor for integration in spherical coordinates, and K is the associated normalization constant. Note that the cumulative distribution function G_d is a mapped (normalized) incomplete Beta function with parameters $a = d/2$ and $b = 1 + d/2$,

$$G_d(r) = \frac{1}{B\left(\frac{d}{2}, 1 + \frac{d}{2}\right)} \int_0^{r^2} t^{d/2} (1-t)^{1+d/2} dt,$$

where $B(\cdot, \cdot)$ is the Beta function. With $d = 1$, the veracity of this limit is known []. Using the algorithms in this paper, we can empirically test the conjecture. Precisely, defining $\Lambda_n := \{\lambda \in \mathbb{N}_0^d \mid |\lambda| \leq n\}$, then the conjecture for (34) reads

$$\lim_{n \rightarrow \infty} \sum_{|\lambda| \leq n} p_\lambda^2 \left(x/\sqrt{2n} \right) d\mu(x/\sqrt{2n}) = \lim_{n \rightarrow \infty} \mu_{\Lambda_n}(x/\sqrt{2n}) \stackrel{?}{=} C_d \left(1 - \|x\|^2\right)^{d/2}$$

Our procedure for testing this conjecture is as follows: for a fixed d and large n , we generate M iid samples $\{X_m\}_{m=1}^M$ distributed according to μ_{Λ_n} , and compute the empirical distribution function associated with the ensemble of scalars $\{\|X_m\|/\sqrt{2n}\}_{m=1}^M$. We show in Figure 6 that indeed for large n that empirical distributions associated with these ensembles match very closely with the distribution function $G_d(r)$, giving evidence that supports, but does not prove, the conjecture (35).

6. CONCLUSIONS

We have developed a robust algorithm for the evaluation of induced polynomial distribution functions associated with a relatively wide class of continuous univariate measures. Our algorithms cover all classical orthogonal polynomial measures, and are equally applicable on bounded or unbounded domains. The algorithm leverages several properties of orthogonal polynomials in order to attain stability and accuracy, even for extremely large values of parameters defining the measure or polynomial degree. All computations have been tested up to degree $n = 1000$ and were found to be stable. The ability to evaluate induced distributions allows the possibility to exactly sample from additive mixtures of these measures. Such additive mixtures define sampling densities that are known to be optimal for multivariate discrete least-squares polynomial approximation algorithms, and allow us to provide supporting empirical evidence for an asymptotic conjecture involving weighted pluripotential equilibrium measures.

APPENDIX A. AUXILIARY RECURRENCES

For some algorithmic tasks that we consider, the three-term recurrence (2) for the p_n does not provide a suitable computational procedure due to floating-point under- and over-flow. This happens in two particular cases:

- If x is far outside $\text{supp}\mu$, then $p_n(x)$ becomes very large and causes numerical overflow (the quantity grows like x^n). We will need to evaluate $p_n(x)/p_{n-1}(x)$ for large x and potentially large n . (When $\text{supp}\mu$ is infinite, one can interpret “far outside $\text{supp}\mu$ ” to be defined using the potential-theoretic Mhaskar-Rakhmanov-Saff numbers for $\sqrt{d\mu(x)}$.)
- When x is inside $\text{supp}\mu$, we will need to evaluate $p_n^2(x)/\sum_{j=0}^{n-1} p_j^2(x)$. For large enough n , a direct computation causes numerical overflow.

We emphasize that (2) is quite stable and sufficient for most practical computations requiring evaluations of orthogonal polynomials. The situations we describe above (which occur in this paper) are relatively pathological.

A.1. Ratio evaluations. We consider the first case described above. With n fixed, suppose that either $x > \max p_{n-1}^{-1}(0)$, or $x < \min p_{n-1}^{-1}(0)$. Then by the interlacing properties of orthogonal polynomial zeros, $p_j(x) \neq 0$ for all $j = 0, \dots, n-1$. In this case, the ratio

$$(37) \quad r_j(x) := \frac{p_j(x)}{p_{j-1}(x)}, \quad 1 \leq j < n,$$

is well-defined, with $r_0 := p_0$. A straightforward manipulation of (2) yields

$$(38) \quad \sqrt{b_j} r_j(x) = x - a_j - \frac{\sqrt{b_{j-1}}}{r_{j-1}(x)}, \quad 1 \leq j < n.$$

The recurrence (38) is a more stable way to compute $r_j(x)$ when x is very large. In practice we can computationally verify that x lies outside the zero set of p_{n-1} with $\mathcal{O}(n)$ effort (e.g., [22, equation (11)] for a crude but general estimate). In the context of this paper, this condition is always satisfied whenever we require an evaluation of $r_n(x)$.

A.2. Normalized polynomials. In the second case, consider a different normalization of p_n :

$$(39) \quad C_n(x) := \frac{p_n(x)}{\sqrt{\sum_{j=0}^{n-1} p_j^2(x)}}, \quad n > 0, x \in \mathbb{R}$$

with $C_0 \equiv p_0 = \sqrt{1/b_0}$. A manipulation of the three-term recurrence relation (2) yields the following recurrence for C_n :

$$(40a) \quad C_0(x) = \frac{1}{\sqrt{b_0}},$$

$$(40b) \quad C_1(x) = \frac{1}{\sqrt{b_1}}(x - a_0),$$

$$(40c) \quad C_2(x) = \frac{1}{\sqrt{b_2}\sqrt{1 + C_1^2(x)}} \left[(x - a_1)C_1(x) - \sqrt{b_1} \right]$$

$$(40d) \quad C_{n+1}(x) = \frac{1}{\sqrt{b_{n+1}}\sqrt{1 + C_n^2(x)}} \left[(x - a_n)C_n(x) - \sqrt{b_n} \frac{C_{n-1}(x)}{\sqrt{1 + C_{n-1}^2(x)}} \right], \quad n \geq 2$$

Note that $C_n(x)$ essentially behaves like r_n outside a compact interval containing the zero set of p_n ; however, C_n is well-defined and well-behaved inside this compact interval, unlike r_n . The polynomials p_n may be reproduced from knowledge of C_n :

$$p_n(x) = C_0 C_n(x) \prod_{j=1}^{n-1} \sqrt{1 + C_j^2(x)}, \quad n > 0.$$

APPENDIX B. POLYNOMIAL MEASURE MODIFICATIONS

We will need to compute recurrence coefficients for the modified measures with densities

$$\begin{aligned} d\tilde{\mu}(x) &= \pm (x - y_0) d\mu(x), & y_0 &\notin \text{supp } \mu \\ d\tilde{\tilde{\mu}}(x) &= (x - z_0)^2 d\mu(x), & z_0 &\in \mathbb{R} \end{aligned}$$

where we assume that the recurrence coefficients of μ are available to us. Here, both y_0 and z_0 are some fixed real-valued numbers. In the first case (a linear modification) we assume $y_0 \notin \text{supp } \mu$ and choose the sign to ensure that $d\tilde{\mu}(x)$ is positive for $x \in \text{supp } \mu$. Assuming the recurrence coefficients a_n and b_n for μ are known, the problems of computing the recurrence coefficients \tilde{a}_n and \tilde{b}_n for $\tilde{\mu}$, and of computing the recurrence coefficients $\tilde{\tilde{a}}_n$ and $\tilde{\tilde{b}}_n$ for $\tilde{\tilde{\mu}}$, are well-studied and have constructive computational solutions [10].

We use the auxiliary variables defined in Appendix A to accomplish measure modifications. The linear and quadratic modification recurrence coefficients have the following forms (cf. [19, Section 4]):

$$(41a) \quad \tilde{a}_n = a_n + \tilde{\Delta}a_n, \quad \tilde{b}_n = b_n \tilde{\Delta}b_n,$$

$$(41b) \quad \tilde{\tilde{a}}_n = a_{n+1} + \tilde{\tilde{\Delta}}a_n, \quad \tilde{\tilde{b}}_n = b_{n+1} \tilde{\tilde{\Delta}}b_n$$

The correction factors for $n > 0$ are given by

$$\begin{aligned} \tilde{\Delta}a_n &= \frac{\sqrt{b_{n+1}}}{r_{n+1}(y_0)} - \frac{\sqrt{b_n}}{r_n(y_0)}, & \tilde{\Delta}b_n &= \frac{\sqrt{b_{n+1}}r_{n+1}(y_0)}{\sqrt{b_n}r_n(y_0)}, \\ \tilde{\tilde{\Delta}}a_n &= \sqrt{b_{n+2}} \frac{C_{n+2}(y_0)C_{n+1}(y_0)}{\sqrt{1 + C_{n+1}^2(y_0)}} - \sqrt{b_{n+1}} \frac{C_{n+1}(y_0)C_n(y_0)}{\sqrt{1 + C_n^2(y_0)}}, & \tilde{\tilde{\Delta}}b_n &= \frac{1 + C_{n+1}^2(y_0)}{1 + C_n^2(y_0)} \end{aligned}$$

For $n = 0$ they take the special forms

$$\begin{aligned} \tilde{\Delta}a_0 &= \frac{\sqrt{b_1}}{r_1(y_0)}, & \tilde{\Delta}b_0 &= \sqrt{b_1}r_1(y_0), \\ \tilde{\tilde{\Delta}}a_0 &= \sqrt{b_2} \frac{C_2(y_0)C_1(y_0)}{\sqrt{1 + C_1^2(y_0)}} - \sqrt{b_1} \frac{C_1(y_0)C_0(y_0)}{\sqrt{1 + C_0^2(y_0)}}, & \tilde{\tilde{\Delta}}b_0 &= \frac{1 + C_1^2(y_0)}{C_0^2} \end{aligned}$$

Above, $r_n(x) = r_n(x; \mu)$ and $C_n(x) = C_n(x; \mu)$ are the functions associated with the measure μ and so may be readily evaluated using (38) and (40).

Note that if we only have a finite number of recurrence coefficients, $\{a_n, b_n\}_{n=0}^M$ for μ , then a linear modification can only compute modified coefficients up to index $M-1$, and a quadratic modification can only compute coefficients up to index $M-2$.

APPENDIX C. FREUD AND HALF-LINE FREUD RECURRENCE COEFFICIENTS

For both cases of Freud measures with $\alpha = 2$ (generalized Hermite polynomials), and generalized Freud measures with $\alpha = 1$ (generalized Laguerre polynomials), explicit forms for the recurrence coefficients are known. However, the situation is more complicated for other values of α .

We give an extension of Lemma 3.1: Recurrence coefficients of generalized Freud weights may be computed from those of Freud weights.

Lemma C.1. *Let parameters (α, ρ) define a Freud weight having recurrence coefficients $\{b_n\}_{n=0}^\infty$. (The a_n coefficients vanish because the weight is even.) Define (α_*, ρ_*) and (α_{**}, ρ_{**}) as in (23), along with the associated generalized Freud measures $\mu_{F_*}^{(\alpha_*, \rho_*)}$ and $\mu_{F_{**}}^{(\alpha_{**}, \rho_{**})}$ and their recurrence coefficients $\{(a_{*,n}, b_{*,n})\}_{n=0}^\infty$ and $\{(a_{**,n}, b_{**,n})\}_{n=0}^\infty$, respectively. Then, for all n :*

$$(42a) \quad a_{*,0} = b_1, \quad b_{*,0} = b_0,$$

$$(42b) \quad a_{*,n} = b_{2n} + b_{2n+1}, \quad b_{*,n} = b_{2n}b_{2n-1}, \quad n \geq 1$$

Furthermore,

$$(43a) \quad b_0 = b_{*,0}, \quad b_1 = a_{*,0},$$

$$(43b) \quad b_{2n} = b_{*,n}/b_{2n-1}, \quad b_{2n+1} = a_{*,n} - b_{2n}, \quad n \geq 1$$

This result implies that one may either use Freud weight recurrence coefficients to compute Half-line Freud weight recurrence coefficients, or vice versa. The proof is a result of Lemma 3.1 along with manipulations of the three-term recurrence relation (2).

REFERENCES

- [1] W. V. ASSCHE, *Discrete Painlevé equations for recurrence coefficients of orthogonal polynomials*, in *Difference Equations, Special Functions and Orthogonal Polynomials*, World Scientific, 2005, pp. 687–725.
- [2] T. BLOOM, L. BOS, N. LEVENBERG, AND S. WALDRON, *On the Convergence of Optimal Measures*, *Constructive Approximation*, 32 (2010), pp. 159–179, <https://doi.org/10.1007/s00365-009-9078-7>.
- [3] A. COHEN, M. A. DAVENPORT, AND D. LEVIATAN, *On the Stability and Accuracy of Least Squares Approximations*, *Foundations of Computational Mathematics*, 13 (2013), pp. 819–834, <https://doi.org/10.1007/s10208-013-9142-3>.
- [4] A. COHEN AND G. MIGLIORATI, *Optimal weighted least-squares methods*, arXiv:1608.00512 [math, stat], (2016), <http://arxiv.org/abs/1608.00512>. arXiv: 1608.00512.
- [5] G. FREUD, *Orthogonal polynomials*, Pergamon Press, 1971.
- [6] W. GAUTSCHI, *The interplay between classical analysis and (numerical) linear algebra – A tribute to Gene H. Golub*, *Electronic Transactions on Numerical Analysis*, 13 (2002), pp. 119–147.
- [7] W. GAUTSCHI, *Orthogonal Polynomials: Computation and Approximation*, Oxford University Press, USA, June 2004.
- [8] W. GAUTSCHI, *Variable-precision recurrence coefficients for nonstandard orthogonal polynomials*, *Numerical Algorithms*, 52 (2009), p. 409, <https://doi.org/10.1007/s11075-009-9283-2>.
- [9] W. GAUTSCHI AND S. LI, *A set of orthogonal polynomials induced by a given orthogonal polynomial*, *aequationes mathematicae*, 46 (1993), pp. 174–198, <https://doi.org/10.1007/BF01834006>.
- [10] G. GOLUB, *Some Modified Matrix Eigenvalue Problems*, *SIAM Review*, 15 (1973), pp. 318–334, <https://doi.org/10.1137/1015032>.
- [11] G. H. GOLUB AND J. H. WELSCH, *Calculation of Gauss Quadrature Rules*, *Mathematics of Computation*, 23 (1969), pp. 221–230, <https://doi.org/10.2307/2004418>.
- [12] J. HAMPTON AND A. DOOSTAN, *Coherence motivated sampling and convergence analysis of least squares polynomial Chaos regression*, *Computer Methods in Applied Mechanics and Engineering*, 290 (2015), pp. 73–97, <https://doi.org/10.1016/j.cma.2015.02.006>.

- [13] J. D. JAKEMAN, A. NARAYAN, AND T. ZHOU, *A generalized sampling and preconditioning scheme for sparse approximation of polynomial chaos expansions*, SIAM Journal on Scientific Computing (to appear), (2016), <http://arxiv.org/abs/1602.06879>. arXiv: 1602.06879 [math.NA].
- [14] S. LI, *Construction and Computation of a New Set of Orthogonal Polynomials*, in Applications and Computation of Orthogonal Polynomials, W. Gautschi, G. Opfer, and G. H. Golub, eds., no. 131 in International Series of Numerical Mathematics, Birkhuser Basel, 1999, pp. 145–151. DOI: 10.1007/978-3-0348-8685-7_10.
- [15] D. S. LUBINSKY, H. N. MHASKAR, AND E. B. SAFF, *A proof of Freud's conjecture for exponential weights*, Constructive Approximation, 4 (1988), pp. 65–83, <https://doi.org/10.1007/BF02075448>.
- [16] A. P. MAGNUS, *Freud's equations for orthogonal polynomials as discrete Painleve equations*, in Symmetries and Integrability of Difference Equations, P. A. Clarkson and F. W. Nijhoff, eds., no. 255 in London Mathematical Society Lecture Note Series, Cambridge University Press, 1999.
- [17] H. N. MHASKAR AND E. B. SAFF, *Where does the sup norm of a weighted polynomial live?*, Constructive Approximation, 1 (1985), pp. 71–91, <https://doi.org/10.1007/BF01890023>.
- [18] A. NARAYAN, *akilnarayan/induced-distributions: Initial beta release*, 2017, <https://doi.org/10.5281/zenodo.569416>, <https://doi.org/10.5281/zenodo.569416>.
- [19] A. NARAYAN AND J. S. HESTHAVEN, *Computation of connection coefficients and measure modifications for orthogonal polynomials*, BIT Numerical Mathematics, 52 (2012), pp. 457–483, <https://doi.org/10.1007/s10543-011-0363-z>.
- [20] A. NARAYAN, J. D. JAKEMAN, AND T. ZHOU, *A Christoffel function weighted least squares algorithm for collocation approximations*, Mathematics of Computation (to appear), (2016), <http://arxiv.org/abs/1412.4305>. arXiv: 1412.4305 [math.NA].
- [21] P. G. NEVAI, *Orthogonal Polynomials*, American Mathematical Society, June 1980.
- [22] P. G. NEVAI AND J. S. DEHESA, *On Asymptotic Average Properties of Zeros of Orthogonal Polynomials*, SIAM Journal on Mathematical Analysis, 10 (1979), pp. 1184–1192, <https://doi.org/10.1137/0510107>.
- [23] E. SAFF AND V. TOTIK, *Logarithmic Potentials with External Fields*, Springer, Berlin, 1997.
- [24] B. SIMON, *Ratio asymptotics and weak asymptotic measures for orthogonal polynomials on the real line*, Journal of Approximation Theory, 126 (2004), pp. 198–217, <https://doi.org/10.1016/j.jat.2003.12.002>.
- [25] G. SZEGÖ, *Orthogonal Polynomials*, American Mathematical Soc., 4th ed., 1975.