

Nonexistence of compressible irrotational inviscid flows along infinite protruding corners

Volker Elling

Abstract

We consider inviscid flow with isentropic coefficient greater than one. For flow along smooth infinite protruding corners we attempt to impose a nonzero limit for velocity at infinity at the upstream wall. We prove that the problem does not have any irrotational uniformly subsonic solutions, whereas rotational flows do exist. This can be considered a case of a slip-condition solid “generating” vorticity in inviscid flow.

1 Introduction and related work

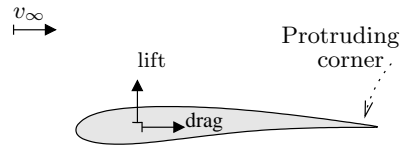


Figure 1: Flow around a body that is smooth except for one protruding corner

We consider steady planar flow around obstacles, one of the fundamental problems of fluid mechanics. Among its most important classical applications is the calculation of *lift* (see fig. 1). For flow around a bounded connected body with boundary smooth except for one *protruding*¹ corner, somewhat accurate² and widely used formulas for lift can already be obtained at the level of incompressible irrotational inviscid flow: if we impose the *Kutta-Joukowski condition*, namely that \mathbf{v} is bounded, in particular at the corner, then there is a unique solution. In addition, formulas for the velocity field and hence the lift can be obtained for many shapes by basic complex analysis. The classical work of Frankl and Keldysh [FK34], Shiffman [Shi52], Bers [Ber54], Finn-Gilbarg [FG57] etc. proves existence and uniqueness results and generalizes the Kutta-Joukowski lift calculations to the compressible subsonic case.

¹fluid-side corner angle greater than π , as opposed to *receding* corners which have angles less than π

²see [Bat67, fig. 6.7.10] and the accompanying discussion

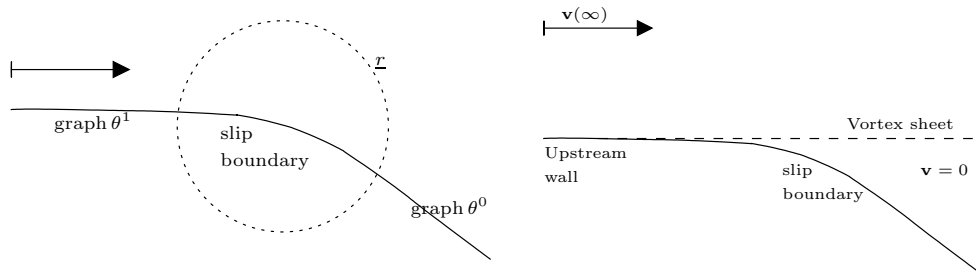


Figure 2: Left: Ω covers an angle Θ at infinity, with variable but smooth boundaries. This domain, for $P(\varrho) = \varrho^\gamma$ with $\gamma > 1$, does not allow compressible uniformly subsonic flows whose velocity is bounded but nonvanishing at infinity. Right: if vorticity is allowed, then there are trivial solutions with $\mathbf{v} = \mathbf{v}(\infty) = \text{const} \neq 0$ above the vortex sheet, in particular near infinity at the upstream wall, whereas $\mathbf{v} = 0$ below the sheet.

Part of the well-known d'Alembert paradox ([d'A52], [CM92, p. 54]) is that irrotational flow — with or without Kutta-Joukowski condition — predicts zero drag. Although this is a fair approximation for some shapes that do have very low drag, there are other shapes with significant drag even at small viscosity and small Mach number. To model nonzero drag it is necessary to allow solutions with *vorticity*, i.e. to go beyond purely irrotational flow. Such solutions are well-known [Hel68, Kir69, Ray76, LC07], but it is necessary to explain how inviscid smooth flow can generate vorticity (or the closely related *circulation*, which is needed for nonzero lift).

Prandtl's theory of boundary layers [Pra04] explains that thin boundary layers at low viscosity can be unstable, triggering flow separation and injecting vorticity into the interior of the fluid. While this is the observed physical mechanism [vD82, fig. 34], it is worth pointing out that vorticity can be generated even if viscosity is exactly zero, in the sense that particular inviscid flow problems do not have *any* irrotational solutions, but *some* rotational ones.

To this end, consider an infinite protruding smoothed or sharp corner (see fig. 2 left). It is natural to look for solutions whose velocity is bounded and converges near the upstream wall (graph θ^1) to a prescribed nonzero constant at spatial infinity. Indeed for *supersonic* velocity many shapes have well-known solutions based on simple waves [CF48, section 111]. However, we prove for polytropic pressure law with isentropic coefficient above 1 that there do not exist any uniformly subsonic irrotational flows of this type. If we do permit rotation, then some of the same shapes do allow easily constructed solutions with straight vortex sheet separating from the wall (fig. 2 right).

We make a point of proving nonexistence in the function class of (arguably) minimal regularity: essentially bounded velocities, without assumptions of continuity. For the wall we assume \mathcal{C}^2 unit tangents converging to constants at a rate $o(|x|^{-\epsilon})$ as $|x| \rightarrow \infty$, for arbitrarily small $\epsilon > 0$ (see (1)). We also prove an analogous result for incompressible flow (Theorem 2), assuming additionally

that the velocity at infinity is bounded. In the compressible case unbounded velocity is intrinsically impossible, since the Bernoulli relation determines density as a function of velocity, and density reaches zero at a certain finite *limit speed* (Section 2.4) and does not have any sensible definition at higher speeds.

[HY14] show, under stronger regularity assumptions, that the only subsonic flow in a smooth *receding* corner is $\mathbf{v} = 0$. Such results are sometimes called “Liouville-type” theorems. This result has an alternative and very short proof by comparison principles [Ell16, Theorem 4.1], which are intrinsically insufficient to prove the protruding case.

However, our theorem is of a different nature: example 3 provides an incompressible flow around a *smooth* protruding corner that has *nonzero* velocity (vanishing only in the limit at infinity). Protruding corners are fundamentally different from receding ones, as can be observed in Kutta-Joukowski theory and many other aspects.

Protruding corners have also been studied extensively for minimal and capillary surfaces (see [Shi06] and references therein). The 2d minimal surface equation can be regarded as a special case³ of plane compressible irrotational inviscid flow, but it is fundamentally different because the equation remains well-defined and even elliptic (albeit non-uniformly) as the “velocity” approaches infinity. This is one example of several phenomena that are considered unusual in actual fluids and do not occur for isentropic coefficients above 1 (see Section 2.4).

In section 2 we recall the necessary partial differential equations and fluid variables notation; in section 3 we state the precise theorem. Section 4 recalls basic regularity results for quasilinear elliptic PDE. Section 5 discusses in detail how to prove “regularity at infinity” which immediately yields the main result.

2 Equations and main result

2.1 Domain definition

Definition 1. Consider polar coordinates (r, θ) and a set (see fig. 2 left)

$$\Omega = \{(r, \theta) : r > \underline{r}, \theta^0(r) < \theta < \theta^1(r)\} \quad (1)$$

where $0 < \underline{r} < \infty$ and where θ^0, θ^1 are \mathcal{C}^3 functions of $r \in]\underline{r}, \infty[$ satisfying

$$|\partial_r^k \theta^q| \leq Cr^{-k-\epsilon} \quad (q = 0, 1, k = 1, 2, 3) \quad (2)$$

for some constants $C < \infty$ and $\epsilon > 0$. This implies (by integrating the $k = 1$ case over r) that

$$\theta^q(r) = \theta^q(\infty) + O(r^{-\epsilon}) \quad \text{as } r \rightarrow \infty$$

The *solid boundary* is

$$B = \{(r, \theta) : r \in]\underline{r}, \infty[, \theta \in \{\theta^0(r), \theta^1(r)\}\}$$

³isentropic coefficient -1 , sometimes called *Chaplygin gas*

its two components enclose an angle

$$\Theta = \theta^1(\infty) - \theta^0(\infty)$$

which is assumed to be in $]0, \pi[$ or $]\pi, 2\pi[$.

2.2 Isentropic Euler

The *isentropic Euler* equations are

$$\begin{aligned} 0 &= \partial_t \varrho + \nabla \cdot (\varrho \mathbf{v}) \\ 0 &= \partial_t (\varrho \mathbf{v}) + \nabla \cdot (\varrho \mathbf{v} \otimes \mathbf{v}) + \nabla P \end{aligned}$$

where \mathbf{v} is velocity; pressure $P = \hat{P}(\varrho)$ will be a strictly increasing C^∞ function of density ϱ .

Assuming sufficient regularity the equations can be expanded into

$$0 = D_t \varrho + \varrho \nabla \cdot \mathbf{v} \tag{3}$$

$$0 = D_t \mathbf{v} + \varrho^{-1} \hat{P}_\varrho(\varrho) \nabla \varrho \quad , \quad D_t = \partial_t + \mathbf{v} \cdot \nabla \tag{4}$$

Linearizing the equations around the constant solution

$$\varrho = \bar{\varrho} = \text{const} > 0 \quad , \quad \mathbf{v} = \bar{\mathbf{v}} = \text{const} = 0$$

yields

$$\begin{aligned} 0 &= \partial_t \varrho + \bar{\varrho} \nabla \cdot \mathbf{v} \\ 0 &= \partial_t \mathbf{v} + \bar{\varrho}^{-1} \hat{P}_\varrho(\bar{\varrho}) \nabla \varrho \end{aligned}$$

and subtracting $\nabla \cdot$ of the lower equation from ∂_t of the upper one yields

$$0 = (\partial_t^2 - \bar{c}^2 \Delta) \varrho$$

which is the linear wave equation with *sound speed*

$$\bar{c} := \sqrt{\hat{P}_\varrho(\bar{\varrho})}$$

(4) can be rewritten

$$0 = D_t \mathbf{v} + \nabla p \tag{5}$$

where the *enthalpy per mass*⁴ $p = \hat{p}(\varrho)$ is defined (up to an additive constant) by

$$\hat{p}_\varrho(\varrho) = \varrho^{-1} \hat{P}_\varrho(\varrho) \quad . \tag{6}$$

⁴Symbols like h or π are also commonly used; for consistency with the incompressible case we write p , which should not be confused with pressure P .

2.3 Potential flow

Taking the curl of (5) eliminates ∇p , producing an equation for *vorticity* $\omega = \nabla \times \mathbf{v} = v_x^y - v_y^x$:

$$0 = \nabla \times \partial_t \mathbf{v} + \nabla \times (\mathbf{v} \cdot \nabla \mathbf{v}) = \dots = D_t \omega + \omega \nabla \cdot \mathbf{v} \quad .$$

Combined with (3) we obtain the transport equation

$$0 = D_t \frac{\omega}{\varrho} \quad .$$

If $\omega = 0$ at $t = 0$ (and $\varrho > 0$ throughout), then $\omega = 0$ for all time. There are important reasons to consider nonzero vorticity, as we pointed out in the introduction; to demonstrate this, we explore consequences of assuming it is zero.

$\nabla \times \mathbf{v} = 0$ implies

$$\mathbf{v} = \nabla \phi \quad (7)$$

for a scalar *velocity potential* ϕ (which is locally defined and may be multivalued when extended to non-simply connected domains).

Henceforth we focus on stationary flow:

$$0 = \nabla \cdot (\varrho \mathbf{v}) \quad , \quad (8)$$

$$0 = \nabla \cdot (\varrho \mathbf{v} \otimes \mathbf{v} + P) \quad (9)$$

which yield

$$0 = \mathbf{v} \cdot \nabla \mathbf{v} + \nabla p \quad .$$

Into the latter substitute (7) to obtain⁵

$$0 = \nabla \phi^T \nabla^2 \phi + \nabla(\hat{p}(\varrho)) = \nabla \left(\frac{1}{2} |\nabla \phi|^2 + \hat{p}(\varrho) \right) \quad .$$

This implies the *Bernoulli relation*⁶

$$\frac{1}{2} |\mathbf{v}|^2 + \hat{p}(\varrho) = \text{Bernoulli constant}. \quad (10)$$

$\hat{p}_\varrho(\varrho) = \varrho^{-1} \hat{P}_\varrho(\varrho) = \varrho^{-1} c^2 > 0$, so \hat{p} is strictly increasing. Hence we can solve for

$$\varrho = \hat{p}^{-1} \left(\text{Bernoulli constant} - \frac{1}{2} |\mathbf{v}|^2 \right) \quad (11)$$

for some maximal interval of $|\mathbf{v}|$ closed at its left endpoint 0.

⁵with $\mathbf{v}^2 = \mathbf{v} \mathbf{v}^T$ and ∇^2 the Hessian operator

⁶We will need only this special case.

Substituting (11) into (8) yields a second-order scalar differential equation for ϕ called *compressible potential flow*. After differentiation it is equivalent to⁷

$$0 = \left(I - \left(\frac{\mathbf{v}}{c}\right)^2\right) : \nabla^2 \phi = \left(1 - \left(\frac{v^x}{c}\right)^2\right) \phi_{xx} - 2 \frac{v^x v^y}{c^2} \phi_{xy} + \left(1 - \left(\frac{v^y}{c}\right)^2\right) \phi_{yy} \quad (12)$$

where c is a function of ϱ , hence of $\mathbf{v} = \nabla \phi$. The eigenvectors of the coefficient matrix $I - (\mathbf{v}/c)^2$ are \mathbf{v} and⁸ \mathbf{v}^\perp , with eigenvalues $1 - M^2$ and 1 where

$$M := |\mathbf{v}|/c$$

is the *Mach number*. Hence (12) is elliptic in a given point if and only if

$$M < 1 \quad ,$$

i.e. if and only if velocity $|\mathbf{v}|$ is below the speed of sound c ; such flows are called *subsonic*.

A *uniformly subsonic* flow has $M \leq 1 - \delta$ for some constant $\delta > 0$ independent of \mathbf{x} . Many classical results have been extended to the non-uniformly subsonic case, but in this article we prefer brevity over a slight improvement in generality.

2.4 Polytropic pressure law

For the remainder of the paper we avoid complications by focusing on polytropic pressure laws⁹:

$$\hat{P}(\varrho) = \frac{\varrho^\gamma}{\gamma}$$

We only consider *isentropic coefficients* γ greater than 1; particularly important choices are 5/3 (e.g. helium) and 7/5 (e.g. air). Since the boundedness of velocity is a key point, we discuss the effects of increasing velocity in detail.

The speed of sound is obtained via $c^2 = \hat{P}'_\varrho(\varrho)$ as

$$c = \varrho^{\frac{\gamma-1}{2}}$$

which is positive for $\varrho > 0$. $\hat{p}_\varrho(\varrho) = \varrho^{-1} \hat{P}'_\varrho(\varrho)$ yields, up to an additive constant,

$$\hat{p}(\varrho) = \frac{\varrho^{\gamma-1}}{\gamma-1} \quad (13)$$

Using (13), (11) becomes (by normalizing $\varrho = 1$ at $\mathbf{v} = 0$)

$$\varrho = \left(1 - \frac{\gamma-1}{2} |\mathbf{v}|^2\right)^{\frac{1}{\gamma-1}} \quad .$$

⁷with Frobenius product $A : B = \text{tr}(A^T B)$; note $A : \mathbf{w}^2 = \mathbf{w}^T A \mathbf{w}$

⁸ \perp counterclockwise rotation by $\pi/2$

⁹for simplicity we suppress additional constant factors in c, ϱ, p ; they can always be made 1 by changing physical units

Since $\gamma > 1$, ϱ decreases to *vacuum* 0 as $|\mathbf{v}|$ increases to the finite *limit speed* $\sqrt{2}/(\gamma-1)$. ϱ is *undefined* above the limit speed, and there is no sensible way to modify the definition; informally speaking, fluid cannot¹⁰ accelerate to arbitrarily high speed by moving to near-vacuum regions because the pressure and its gradient decay too rapidly to impart unbounded kinetic energy.

Finally

$$c^2 = \varrho^{\gamma-1} = 1 - \frac{\gamma-1}{2} |\mathbf{v}|^2$$

so

$$c^2 - |\mathbf{v}|^2 = 1 - \frac{\gamma+1}{2} |\mathbf{v}|^2$$

The left-hand side is > 0 if and only if the flow is subsonic ($|\mathbf{v}| < c$), i.e. iff $|\mathbf{v}|$ is below the *critical speed* $\sqrt{2}/(\gamma+1)$.

2.5 Streamfunction formulation

We will need an alternative formulation of irrotational flow, which is obtained as follows: $\nabla \cdot (\varrho \mathbf{v}) = 0$ implies¹¹

$$\varrho \mathbf{v} = -\nabla^\perp \psi$$

for a scalar *stream function* ψ . With $\mathbf{m} = \rho \mathbf{v}$, consider the Bernoulli relation (10) in the form

$$\text{Bernoulli constant} = \underbrace{\frac{1}{2} |\mathbf{m}|^2 \varrho^{-2} + \hat{p}(\varrho)}_{=: F(\varrho, \mu)} \quad (14)$$

and apply the implicit function theorem, noting the trivial solution

$$(\varrho, \mu) = (1, 0).$$

At solutions (ϱ, μ) of (14) that are vacuum-free and subsonic,

$$\begin{aligned} \frac{\partial F}{\partial \mu} &= \varrho^{-2} > 0 \quad \text{and} \\ \frac{\partial F}{\partial \varrho} &= -\varrho^{-3} |\mathbf{m}|^2 + \hat{p}_\varrho(\varrho) = \varrho^{-1} (c^2 - |\mathbf{v}|^2) > 0 \quad , \end{aligned}$$

so we obtain a solution

$$\frac{1}{\varrho} = \hat{\tau}(\mu) \quad (15)$$

¹⁰This is not true for arbitrary pressure laws, although there are some natural equivalent conditions.

¹¹with $\nabla^\perp = (-\partial_y, \partial_x)$

for a strictly increasing function $\hat{\tau}$ defined for μ in some maximal¹² interval $[0, \mu_1]$ for some constant $\mu_1 \in]0, \infty[$; for $\mu = \mu_1$ the velocity is exactly sonic.

Having solved the mass and Bernoulli equations it remains to ensure irrotationality¹³:

$$0 = \nabla \times \mathbf{v} = \nabla \times \frac{-\nabla^\perp \psi}{\varrho} = -\nabla \cdot \underbrace{\left(\hat{\tau} \left(\frac{|\nabla \psi|^2}{2} \right) \nabla \psi \right)}_{=: g(\nabla \psi)} \quad (16)$$

Definition 2. A *uniformly subsonic compressible flow* in Ω is a *stream function* $\psi \in \mathcal{W}^{1,\infty}(\Omega)$ (the space of functions with distributional derivatives that are essentially bounded functions), satisfying

$$\text{esssup}_\Omega \frac{1}{2} |\mathbf{m}|^2 < \mu_1$$

(which is equivalent to $\text{esssup}_\Omega M < 1$), and satisfying (16) in the distributional sense, i.e.

$$0 = \int_\Omega \hat{\tau} \left(\frac{1}{2} |\nabla \psi|^2 \right) \nabla \psi \cdot \nabla \vartheta \, d\mathbf{x}$$

for every smooth function ϑ with compact support in Ω , as well as the slip condition¹⁴ $\psi = 0$ on B .

Assuming sufficient additional regularity, differentiation yields after some calculation that

$$0 = \left(1 - \left(\frac{\mathbf{v}}{c} \right)^2 \right) : \nabla^2 \psi = \left(1 - \left(\frac{v^x}{c} \right)^2 \right) \psi_{xx} - 2 \frac{v^x v^y}{c^2} \psi_{xy} + \left(1 - \left(\frac{v^y}{c} \right)^2 \right) \psi_{yy} \quad (17)$$

which has the same coefficient matrix as (12); again it is elliptic if and only if the flow is subsonic.

2.6 Incompressible flow

The incompressible limit of (17) is obtained by (for example) considering sequences of solutions with velocities approaching 0 (and hence sound speed converging to a positive constant), This yields the limit

$$0 = -\Delta \psi$$

which is (16) with $\hat{\tau} = 1$. This can also be obtained (see e.g. [KM81]) along similar lines as for compressible flow from the unsteady incompressible Euler equations

$$\begin{aligned} 0 &= \nabla \cdot \mathbf{v}, \\ 0 &= D_t \mathbf{v} + \nabla p; \end{aligned}$$

¹²This step works only for *subsonic* velocities, so that the stream function formulation is awkward unless the flow is purely subsonic (or purely supersonic), which is the only case we need.

¹³which is needed to recover the original velocity equation from the Bernoulli relation

¹⁴for our domains $\mathcal{W}^{1,\infty}$ has well-defined trace on the boundary

here $\rho = \text{const}$, and p is not a function of ρ but rather a separate unknown making the second equation divergence-free. We can require $\psi \in \mathcal{W}^{1,\infty}(\Omega)$ for consistency, but standard regularity results for harmonic functions will yield analyticity in the interior Ω anyway. The Mach number of incompressible solutions is generally “defined” as 0, which is also the actual limit in various definitions of “incompressible limit”.

Incompressible potential flows correspond to harmonic functions; 2d harmonic functions are conveniently represented by holomorphic functions of a single variable. To this end it is customary to consider the *complex velocity*

$$w := v^x - iv^y$$

as a function of

$$z := x + iy.$$

Then

$$\partial_{\bar{z}} w = \frac{1}{2}(\partial_x + i\partial_y)(v^x - iv^y) = \frac{1}{2}(\partial_x v^x + \partial_y v^y + i(\partial_y v^x - \partial_x v^y)) = \frac{1}{2}(\nabla \cdot \mathbf{v} - i\nabla \times \mathbf{v}).$$

Hence w represents an *incompressible* and *irrotational* flow if and only if w is holomorphic.

If so, it is convenient to use the *complex velocity potential* $\Phi = \int^z w dz$; the lower endpoint of the integral is fixed (changing it only adds a constant); the path does not matter locally since w is holomorphic, but for non-simply connected domains Φ may be multivalued (the simplest example being the *point vortex* $\Phi = \frac{1}{2\pi i} \log z$ which has multi-valued ϕ , but corresponds to the single-valued $\mathbf{v} = (2\pi)^{-1} |\mathbf{x}|^{-2} (-y, x)$).

$$\Phi = \phi + i\psi$$

is also holomorphic, satisfying Cauchy-Riemann equations

$$\phi_x = \psi_y \quad , \quad \phi_y = -\psi_x,$$

and hence

$$\begin{aligned} w = v^x - iv^y &= \partial_{\bar{z}} \Phi = \frac{1}{2}(\partial_x - i\partial_y)(\phi + i\psi) = \frac{1}{2}[(\phi_x + \psi_y) + i(\psi_x - \phi_y)] \\ &= \phi_x - i\phi_y \\ &= \psi_y - i(-\psi_x) \\ \Leftrightarrow \mathbf{v} = \begin{bmatrix} v^x \\ v^y \end{bmatrix} &= \nabla \phi = -\nabla^\perp \psi \end{aligned}$$

2.7 Slip condition

At solid boundaries we use the standard *slip condition*

$$0 = \mathbf{n} \cdot \mathbf{v} \quad , \quad (18)$$

where \mathbf{n} is a normal to the solid. For potential flow:

$$0 = \mathbf{n} \cdot \nabla \phi \quad .$$

In the stream function formulation:

$$0 = \mathbf{s} \cdot \nabla \psi \quad ,$$

where \mathbf{s} is a tangent to the solid. In the latter case integration along connected components of (say) a piecewise \mathcal{C}^1 boundary yields

$$\psi = \text{const} \quad . \tag{19}$$

For incompressible flow we may also use the complex velocity potential formulation:

$$\text{Im } \Phi = \text{const},$$

i.e. given Φ the level sets of $\text{Im } \Phi$ may serve as solid boundaries.

If the solid boundary has a single connected component, we may add an arbitrary constant to ψ without changing $\mathbf{v} = -\nabla^\perp \psi$ to obtain the convenient zero Dirichlet condition

$$\psi = 0.$$

In some important cases, such as flow through a nozzle, the solid boundary has several connected components, e.g. lower and upper nozzle boundary, and we generally need several different constants which cannot all be zero. Although we do have two components when considering only a domain Ω at infinity, our physical perspective is flow along smooth protruding corners, hence simply connected domains, with connected boundary, so we use $\psi = 0$.

3 Theorem

Theorem 1. *If $\Theta \notin \{0, \pi, 2\pi\}$, and for polytropic pressure law with isentropic coefficient above 1, there do not exist any uniformly subsonic flows in Ω whose velocity does not vanish at infinity.*

The proof is completed at the end of section 5. For incompressible flow there is an analogous theorem (which is at least partly folklore):

Theorem 2. *If $\Theta \notin \{0, \pi, 2\pi\}$, there do not exist incompressible flows in Ω whose velocity is bounded but does not vanish at infinity.*

Example 3. Even in a globally defined domain the stronger statement “ $\mathbf{v} = 0$ everywhere” is generally false. For example consider the complex potential

$$\Phi(z) = i(z^{\frac{2}{3}} - 1)$$

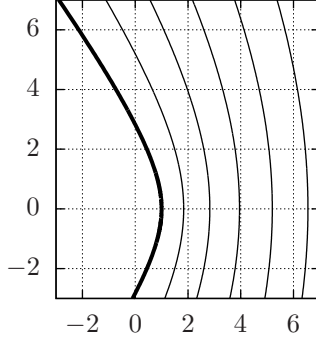


Figure 3: Boundary ($\psi = 0$, thick) and streamlines ($\psi > 0$) for $\Phi = i(z^{\frac{2}{3}} - 1)$; the domain covers an angle $\Theta = \frac{3}{2}\pi$ at infinity, where $|\mathbf{v}| \sim r^{-\frac{1}{3}} \rightarrow 0$.

with fractional power branch cut on \mathbb{R}_- . With $z = re^{i\theta}$, Φ yields a domain

$$\Omega = \{\text{Im } \Phi > 0\} = \{r > \cos(\frac{2}{3}\theta)^{-\frac{3}{2}}\}.$$

$\cos(\frac{2}{3}\theta)^{-\frac{3}{2}}$ is smooth and positive for $\theta \in]-\frac{3}{4}\pi, \frac{3}{4}\pi[$; it converges to $+\infty$ as θ approaches the endpoints of the interval. Hence r is lower-bounded away from 0, and therefore the complex velocity $w = \Phi'$ is bounded:

$$|\Phi'(z)| = |i\frac{2}{3}z^{-\frac{1}{3}}| \sim r^{-\frac{1}{3}}.$$

4 Interior and slip boundary regularity

As discussed in section 2.4 and after (15), for $\gamma > 1$ uniformly subsonic flow must satisfy a gradient bound

$$\frac{1}{2}|\nabla\psi|^2 \leq \bar{\mu} < \mu_1 < \infty$$

for some constant $\bar{\mu}$ which depends only on γ and $\text{esssup } M < 1$.

Consider our equation in divergence form:

$$0 \stackrel{(16)}{=} -\nabla \cdot \mathbf{a}(\nabla\psi) = -\mathbf{a}_{\mathbf{m}}(\nabla\psi) : \nabla^2\psi.$$

$\mathbf{a}_{\mathbf{m}}(\mathbf{m})$ is not necessarily positive definite for large $|\mathbf{m}|$. We need to use comparison principles which require ellipticity, i.e. positive definite $\mathbf{a}_{\mathbf{m}}$.

In our case

$$\mathbf{a}(\mathbf{m}) = \hat{\tau} \left(\overbrace{\frac{|\mathbf{m}|^2}{2}}^{\mu} \right) \mathbf{m},$$

so it is convenient to use the following general cutoff method:

$$\tilde{\mathbf{a}}(\mathbf{m}) := \tilde{\tau}\left(\frac{|\mathbf{m}|^2}{2}\right)\mathbf{m}$$

where

$$\tilde{\tau}(\mu) := \hat{\tau}(\mu) \quad \text{for } \mu \leq \bar{\mu}.$$

Then

$$\tilde{\mathbf{a}}_{\mathbf{m}}(\mathbf{m}) = \tilde{\tau}\left(\frac{1}{2}|\mathbf{m}|^2\right)I + \tilde{\tau}'\left(\frac{1}{2}|\mathbf{m}|^2\right)\mathbf{m}^2;$$

the eigenvectors of $\tilde{\mathbf{a}}_{\mathbf{m}}$ are \mathbf{m}^\perp and \mathbf{m} , with eigenvalues $\tilde{\tau}(\mu)$ and $\tilde{\tau}(\mu) + 2\mu\tilde{\tau}'(\mu)$, so positive definiteness is equivalent to $\tilde{\tau} > 0$ and

$$0 < \tilde{\tau} + 2\mu\tilde{\tau}'. \quad (20)$$

Since we need $\tilde{\tau}$ to be \mathcal{C}^1 , the straightforward choice $\tilde{\tau}(\mu) = \tilde{\tau}(\bar{\mu}) = \text{const} > 0$ for $\mu > \bar{\mu}$ is insufficient. Instead, we consider the equivalent form

$$-\frac{1}{2} < \frac{\partial \log \tilde{\tau}}{\partial \log \mu}.$$

We already have positive definiteness for $\mu \leq \bar{\mu}$, so

$$-\frac{1}{2} < \zeta := \left(\frac{\partial \log \tilde{\tau}}{\partial \log \mu}\right)_{\mu=\bar{\mu}}.$$

It is sufficient to solve for $\mu > \bar{\mu}$ the ODE

$$\zeta = \frac{\partial \log \tilde{\tau}}{\partial \log \mu}$$

with initial condition $\tilde{\tau}(\bar{\mu}) = \hat{\tau}(\bar{\mu})$ which then implies by choice of ζ that $\tilde{\tau}'(\bar{\mu}) = \hat{\tau}'(\bar{\mu})$ as well. Solution:

$$\tilde{\tau}(\mu) = \mu^\zeta \bar{\mu}^{-\zeta} \tilde{\tau}(\bar{\mu})$$

Proposition 4. *Compressible uniformly subsonic irrotational flows in Ω satisfy*

$$\psi \in \mathcal{C}^{2,\sigma}(\Omega \cup B)$$

for some $\sigma \in]0, 1[$.

Proof. Using the truncated $\tilde{\mathbf{a}}$ version of \mathbf{a} , the divergence form (16) of our equation yields

$$0 = \nabla \cdot (\tilde{\mathbf{a}}(\nabla\psi)) \quad (21)$$

1. First consider interior points $\mathbf{x} \in \Omega$. Choose a small open ball G centered in \mathbf{x} contained in Ω . We prove regularity of ψ by showing existence of a function $\tilde{\psi} \in \mathcal{C}^{2,\sigma}(G) \cap \mathcal{C}^0(\bar{G})$ for some $\sigma \in]0, 1[$ that solves the same elliptic boundary-value problem, then arguing uniqueness for that problem.

[GT83, Theorem 12.5] yields existence of $\tilde{\psi}$ solving

$$\begin{aligned} 0 &= \nabla \cdot (\tilde{\mathbf{a}}(\nabla \tilde{\psi})) \quad \text{in } G, \\ \psi &= \tilde{\psi} \quad \text{on } \partial G. \end{aligned} \tag{22}$$

To show that $\psi = \tilde{\psi}$, we use a comparison principle which can be found in similar but not quite applicable forms throughout the literature (see [GT83, Theorem 10.7]): Take the difference of the two equations and abbreviate $d = \psi - \tilde{\psi}$:

$$\begin{aligned} 0 &= -\nabla \cdot (\tilde{\mathbf{a}}(\nabla \psi) - \tilde{\mathbf{a}}(\nabla \tilde{\psi})) \\ &= -\nabla \cdot \left(\int_0^1 \frac{d}{dt} (\tilde{\mathbf{a}}((1-t)\nabla \tilde{\psi} + t\nabla \psi)) dt \right) \\ &= -\nabla \cdot \underbrace{\left(\int_0^1 \tilde{\mathbf{a}}_{\mathbf{m}}((1-t)\nabla \tilde{\psi} + t\nabla \psi) dt \nabla d \right)}_{=: \bar{A}} \end{aligned} \tag{23}$$

Since $\nabla \tilde{\psi}$ and $\nabla \psi$ are essentially bounded, their convex combinations are (essentially) in a compact set on which $\tilde{\mathbf{a}}_{\mathbf{m}}$ is by continuity *uniformly* positive definite. Hence \bar{A} is positive definite uniformly in \mathbf{x} .

$\psi, \tilde{\psi}$ and hence d are $\mathcal{W}^{1,\infty}(G)$, so $\bar{A}\nabla d \in \mathcal{L}^\infty(G)$. That means d may be used as test function in (23): $\psi, \tilde{\psi}$ and hence $d = \psi - \tilde{\psi}$ are in $\mathcal{W}^{1,\infty}(G)$, and $d = 0$ on ∂G where $\tilde{\psi} = \psi$ by definition, so we can find smooth test functions with compact support in G whose gradients converge in $\mathcal{L}^1(G)$ to ∇d . Thus

$$0 = \int_{\Omega} \nabla d \cdot \bar{A}(\mathbf{x}) \nabla d \, d\mathbf{x}$$

which implies $\nabla d = 0$, hence d constant and thus $d = 0$, since $d = 0$ on ∂G , so that $\psi = \tilde{\psi}$ in \bar{G} which implies the desired regularity for ψ .

2. To show regularity at B we may use a standard boundary Schauder estimate, for example [GT83, Lemma 6.18] using that (in particular) $\psi \in \mathcal{C}^0(\Omega \cup B)$ by definition and $\psi \in \mathcal{C}^2(\Omega)$ by the previous step.

□

This regularity result allows using the non-divergence form (17) of compressible potential flow, using point values of ψ , replacing *esssup* with *sup* etc, which we do henceforth without further mention.

5 Regularity at infinity

There is a large literature on showing regularity of solutions of elliptic PDE at domain corners; each method has some limitations. Classical work [Ber54, FG57] is based on the theory of quasiconformal maps. The proofs implicitly use Riemann mapping theorem, pseudo-analytic functions and other tools from complex analysis, some of which were not adopted widely or superseded by more recent¹⁵ developments. Here we give a self-contained proof which can handle somewhat more general boundary conditions as well.

For $R > r$ define the following neighbourhoods of infinity:

$$\begin{aligned}\Omega_R &:= \{(r, \theta) : r \in]R, \infty[, \theta \in]\theta^0(r), \theta^1(r)[\}, \\ \overline{\Omega_R} &:= \{(r, \theta) : r \in [R, \infty[, \theta \in [\theta^0(r), \theta^1(r)]\}.\end{aligned}$$

$\mathcal{C}^{0,\delta}(\overline{\Omega_R} \cup \{\infty\})$ with $\delta \in]0, 1[$ is the Banach space of continuous functions on Ω_R with well-defined limits in any element of $\overline{\Omega_R} \cup \{\infty\}$ and with finite norm

$$\|u\|_{\mathcal{C}^{0,\delta}(\overline{\Omega_R} \cup \{\infty\})} = \|u\|_{\mathcal{L}^\infty(\Omega_R)} + |u|_{\mathcal{C}^{0,\delta}(\overline{\Omega_R} \cup \{\infty\})}$$

where

$$|u|_{\mathcal{C}^{0,\delta}(\overline{\Omega_R} \cup \{\infty\})} = \sup_{\mathbf{x}_1, \mathbf{x}_2 \in \Omega_R, \mathbf{x}_1 \neq \mathbf{x}_2} |u(\mathbf{x}_1) - u(\mathbf{x}_2)| |\mathbf{x}_1 - \mathbf{x}_2|^{-\delta} \min\{|\mathbf{x}_1|, |\mathbf{x}_2|\}^{2\delta}$$

(finiteness implies δ -Hölder continuity, including “at infinity”, in the sense of standard Hölder continuity after a coordinate change $\mathbf{x} \mapsto |\mathbf{x}|^{-2}\mathbf{x}$).

Theorem 3. *Consider uniformly subsonic flows $\psi \in \mathcal{C}^2(\Omega \cup B)$. For $R < \infty$ sufficiently large,*

$$\|\nabla\psi\|_{\mathcal{C}^{0,\delta}(\overline{\Omega_R} \cup \{\infty\})} \leq C,$$

where $R, \delta \in]0, 1[$ and $C < \infty$ depend only on Ω, γ and $\text{esssup } M < 1$.

Remark 5. The result also holds if Ω, Ω_R are neighbourhoods of infinity, by substituting slip conditions with periodic boundary conditions in the following discussion, with obvious modifications.

Quasiconformal maps To prove this theorem we begin by reviewing basics about quasiconformal maps. While there is an extensive theory [Ahl06], we only use the part relevant to quasilinear elliptic PDE in the plane, based on the classical work of Morrey [Mor38] and subsequent authors (see [GT83, Chapter 12 and section 13.2] for historical remarks).

For a matrix A , we denote by $|A|$ the operator norm induced by the Euclidean norm on vectors.

¹⁵The classical work predates the breakthroughs of de Giorgi and Nash.

Definition 6. Let $U \subset \mathbb{R}^2$ be an open set. A \mathcal{C}^1 map $\mathbf{f} : U \rightarrow \mathbb{R}^2$ is called *quasiconformal*¹⁶ on U if there is a constant $K_{\mathbf{f}} \in]0, \infty[$ so that for all $\mathbf{x} \in U$

$$|\mathbf{f}'(\mathbf{x})|^2 \leq K_{\mathbf{f}} \det \mathbf{f}'(\mathbf{x}) \quad (24)$$

Proposition 7. *The composition of quasiconformal maps is quasiconformal.*

Proof. Let \mathbf{F} be quasiconformal on U , \mathbf{f} quasiconformal on a superset of $\mathbf{F}(U)$. Then

$$\begin{aligned} |(\mathbf{f} \circ \mathbf{F})'|^2 &= |(\mathbf{f}' \circ \mathbf{F})\mathbf{F}'|^2 \leq |\mathbf{f}' \circ \mathbf{F}|^2 |\mathbf{F}'|^2 \leq K_{\mathbf{f}} \det(\mathbf{f}' \circ \mathbf{F}) K_{\mathbf{F}} \det \mathbf{F}' \\ &= K_{\mathbf{f}} K_{\mathbf{F}} \det((\mathbf{f} \circ \mathbf{F})') \end{aligned}$$

so $\mathbf{f} \circ \mathbf{F}$ is quasiconformal as well. \square

The relationship between quasiconformal maps and elliptic PDE is established by the following observation. Let

$$M = \begin{bmatrix} 1 & 0 \\ 0 & -1 \end{bmatrix}.$$

Proposition 8. *If a \mathcal{C}^2 map $u : U \rightarrow \mathbb{R}$ solves a scalar second-order PDE*

$$0 = A(\mathbf{x}) : \nabla^2 u \quad \text{in } U$$

which is uniformly elliptic, then the map $\mathbf{f} = M\nabla_{\mathbf{x}}u$ is quasiconformal.

Proof. Consider any $\mathbf{x} \in U$. $\nabla^2 u$ is real symmetric, so

$$\nabla^2 u = \sum_{i=1,2} \lambda_i v_i^2$$

for real orthonormal eigenvectors v_i and real eigenvalues λ_i . Hence

$$\begin{aligned} 0 = A : \nabla^2 u &= \sum_{i=1,2} \lambda_i v_i^T A v_i \\ \Leftrightarrow -\lambda_1 \frac{v_1^T A v_1}{v_2^T A v_2} &= \lambda_2 \end{aligned}$$

The fraction is in $[\kappa, 1/\kappa]$, where $\kappa \in]0, 1]$ is the ellipticity, so sign $\lambda_2 = -\text{sign } \lambda_1$ and¹⁷

$$|\lambda_1| \leq \frac{1}{\kappa} |\lambda_2| \quad , \quad |\lambda_2| \leq \frac{1}{\kappa} |\lambda_1|$$

¹⁶A *conformal* map satisfies (24) with $C = 1$; in that case $\det \mathbf{f}'$ is called *conformal factor*. The definition implies $\det \geq 0$ (\det can touch 0 but not change sign altogether), i.e. \mathbf{f} is orientation-preserving, which is not essential here. Other texts use the Frobenius norm instead of the Euclidean operator norm; they are equivalent and we are not concerned with optimal values of C or δ .

¹⁷The argument fails in dimensions three and higher, since $0 = \lambda_1 v_1 \cdot A v_1 + \dots + \lambda_n v_n \cdot A v_n$ requires only the largest two of n eigenvalue magnitudes to be comparable.

Therefore

$$|\nabla^2 \psi|^2 = \max\{|\lambda_1|^2, |\lambda_2|^2\} \leq \frac{1}{\kappa} |\lambda_1| |\lambda_2| = -\frac{1}{\kappa} \det \nabla^2 \psi \stackrel{\det M = -1}{=} \frac{1}{\kappa} \det(\nabla_{\mathbf{x}} \mathbf{f}).$$

□

Proof of Theorem 3. Our ψ solves

$$0 \stackrel{(17)}{=} \left(I - \left(\frac{\mathbf{v}}{c} \right)^2 \right) : \nabla^2 \psi$$

which is uniformly elliptic since we assumed uniformly subsonic ψ . Hence

$$|\mathbf{f}|^2 \leq C \det \mathbf{f} \quad \text{on } \Omega;$$

here and henceforth constants $C \in]0, \infty[$ may depend on Ω , γ and $\text{esssup } M$ but nothing else; each instance of C may be a different constant.

Change to log-polar and straight strip For the following it is convenient to change to log-polar coordinates $L = (\ell, \theta)$ where $\ell = \log r$, and then to define a new coordinate $q \in]0, 1[$ by

$$\theta = q\theta^1 + (1 - q)\theta^0$$

so that coordinates $\mathbf{q} = (\ell, q)$ lie in the *straight*-boundary semi-infinite strip $]\underline{\ell}, \infty[\times]0, 1[$. We will increase $\underline{\ell} < \infty$ a finite number of times, with ultimate value depending only on Ω , γ and $\text{esssup } M$.

$L \mapsto \mathbf{x}$ is a conformal change of coordinates, so by Proposition 7 $L \mapsto \mathbf{f}$ is again quasiconformal.

The Jacobian of $\mathbf{q} = (\ell, q) \mapsto (\ell, \theta) = L$ is

$$\nabla_{\mathbf{q}} L = \begin{bmatrix} 1 & 0 \\ q\partial_\ell \theta^1 + (1 - q)\partial_\ell \theta^0 & \theta^1 - \theta^0 \end{bmatrix}.$$

The assumption (2) about the boundary yields for $k = 1, 2, 3$ that

$$|\partial_\ell^k \theta^q| = |(r\partial_r)^k \theta^q| \leq C \sum_{j=1}^k r^j |\partial_r^j \theta^q| \stackrel{(2)}{\leq} C e^{-\epsilon \ell}. \quad (25)$$

In particular integration of the $k = 1$ case yields that

$$\theta^q = \text{const} + O(e^{-\epsilon \ell}) \quad (\ell \rightarrow \infty)$$

so that $\theta^1 - \theta^0$ is continuous at infinity, with $\Theta = \theta^1(\infty) - \theta^0(\infty) > 0$ by assumption. Hence the Jacobian converges to

$$\begin{bmatrix} 1 & 0 \\ 0 & \Theta \end{bmatrix}$$

which is invertible, so for ℓ in $]\underline{\ell}, \infty[$ with $\underline{\ell} < \infty$ sufficiently larger $\mathbf{q} \mapsto L$ is quasiconformal, and by composition (Proposition 7) $\mathbf{q} \mapsto \mathbf{f}$ is quasiconformal.

Boundary-adapted quasiconformal map We pass from \mathbf{f} to another quasiconformal map \mathbf{g} that corresponds directly¹⁸ to the boundary conditions. For $i = 0, 1$ we define a vector field \mathbf{s}^i tangent to the $q = i$ half of the slip boundary B , more precisely

$$\mathbf{s}^i(\ell, q) := \begin{bmatrix} \cos \theta^q(\ell) \\ \sin \theta^q(\ell) \end{bmatrix} + \partial_\ell \theta^q(\ell) \begin{bmatrix} -\sin \theta^q(\ell) \\ \cos \theta^q(\ell) \end{bmatrix}.$$

Let S be the matrix with columns $M\mathbf{s}^0, M\mathbf{s}^1$; by $\partial_\ell \theta^q \rightarrow 0$ as $\ell \rightarrow \infty$ we have $\det S = -(\cos \theta^0, \sin \theta^0) \times (\cos \theta^1, \sin \theta^1) = -\sin \Theta > 0$. Our assumptions (2) yield, after increasing $\underline{\ell}$ if necessary, that S is invertible for $\ell \in [\underline{\ell}, \infty[$ with

$$|S|, |S|^{-1} \leq C \quad , \quad |\nabla_{\mathbf{q}} S|, |\nabla_{\mathbf{q}}(S^{-1})| \stackrel{(25)}{\leq} C e^{-\epsilon \ell}.$$

Set

$$\mathbf{g} = (g^0, g^1) := S\mathbf{f},$$

then we achieve the main purpose of \mathbf{g} : for $i \in \{0, 1\}$

$$g^i = (M\mathbf{s}^i) \cdot (M\nabla\psi) = \mathbf{s}^i \cdot \nabla\psi = 0 \quad \text{on the } q = i \text{ part of } B.$$

\mathbf{g} satisfies

$$|\mathbf{g}| \leq |S||\mathbf{f}| \leq C$$

and inherits a form of quasiconformality:

$$\begin{aligned} |\nabla_{\mathbf{q}} \mathbf{g}|^2 &= |(\nabla_{\mathbf{q}} S)\mathbf{f} + S\nabla_{\mathbf{q}} \mathbf{f}|^2 \\ &\leq C(e^{-2\epsilon \ell} + |\nabla_{\mathbf{q}} \mathbf{f}|^2) \\ &\leq C(e^{-2\epsilon \ell} + \det \nabla_{\mathbf{q}} \mathbf{f}) \\ &= C\left(e^{-2\epsilon \ell} + \det(S^{-1}\nabla_{\mathbf{q}} \mathbf{g} + \underbrace{\nabla_{\mathbf{q}}(S^{-1})}_{\leq C e^{-\epsilon \ell}} \underbrace{\mathbf{g}}_{\leq C})\right) \end{aligned}$$

(continuity of \det as a function of the matrix)

$$\leq C(e^{-2\epsilon \ell} + \det \nabla_{\mathbf{q}} \mathbf{g})$$

for $\underline{\ell} < \infty$ sufficiently larger.

If the boundaries were straight (or even periodic) the exponential would be absent; the reader may wish to ignore it at first reading.

¹⁸This trick is similar to [Lie88] which provides another approach to corner regularity.

Dirichlet integral Integrate over a domain R that is a cartesian rectangle in ℓ, q coordinates:

$$\begin{aligned} \int_R |\nabla_{\mathbf{q}} \mathbf{g}|^2 - C e^{-2\epsilon \ell} d\mathbf{q} &\leq C \int_R \det \frac{\partial(g^0, g^1)}{\partial(\ell, q)} d\ell \wedge dq \\ &\leq C \int_R \underbrace{dg^0 \wedge dg^1}_{=d(g^0 dg^1)=d(-g^1 dg^0)} \end{aligned} \quad (26)$$

$$= C \int_{\partial R} g^0 dg^1 \quad (27)$$

(use $g^0 = 0$ or $g^1 = 0$ on $\partial R \cap B$)

$$= C \int_{\partial R \setminus B} g^0 dg^1 \quad (28)$$

(Cauchy-Schwarz inequality)

$$\leq C \left(\int_{\partial R \setminus B} |g^0|^2 ds \right)^{\frac{1}{2}} \left(\int_{\partial R \setminus B} |\partial_s g^1|^2 ds \right)^{\frac{1}{2}} \quad (29)$$

(use $|g^0| \leq C$)

$$\leq C |\partial R \setminus B|^{\frac{1}{2}} \left(\int_{\partial R \setminus B} |\nabla_{\mathbf{q}} \mathbf{g}|^2 ds \right)^{\frac{1}{2}}.$$

It is also necessary to obtain this estimate with exponent 1 instead of $\frac{1}{2}$, as follows. Case 1: if ∂R does not meet B , then we use $\int_{\partial R} dg^1 = 0$ in (27) to insert an arbitrary constant c :

$$\dots = C \int_{\partial R} (g^0 - c) dg^1$$

(Cauchy-Schwarz inequality)

$$\leq C \left(\int_{\partial R} (g^0 - c)^2 dg^1 \right)^{\frac{1}{2}} \left(\int_{\partial R} |\partial_s g^1|^2 ds \right)^{\frac{1}{2}}$$

(Poincaré-type inequality for the first integral, minimizing over c)

$$\leq C |\partial R| \int_{\partial R} |\nabla_{\mathbf{q}} \mathbf{g}|^2 ds.$$

Case 2: if the rectangle ∂R meets the $q = 0$ side of $\partial R \cap B$, then $g^0 = 0$ at both endpoints of $\partial R \setminus B$ if the $q = 1$ side is not met, or at one endpoint of each of

the two line segments composing $\partial R \setminus B$ if the $q = 1$ side is also met, so we may use another Poincaré-type inequality to estimate (29) as

$$\dots \leq C|\partial R \setminus B| \int_{\partial R \setminus B} |\nabla_{\mathbf{q}} \mathbf{g}|^2 ds.$$

Case 3: if ∂R meets only the $q = 1$ side, then we may use $d(-g^1 dg^0)$ instead of $d(g^0 dg^1)$ from (26) onward to obtain an analogous estimate. Altogether we have obtained

$$\int_R |\nabla_{\mathbf{q}} \mathbf{g}|^2 - C e^{-2\epsilon \ell} d\mathbf{q} \leq C(|\partial R \setminus B| \int_{\partial R \setminus B} |\nabla_{\mathbf{q}} \mathbf{g}|^2 ds)^{1/\beta} \quad (\beta \in \{1, 2\}). \quad (30)$$

Boundedness and decay For

$$R := [\ell_0, \ell_1] \times [0, 1] \quad (\underline{\ell} \leq \ell_0 \leq \ell_1 < \infty)$$

and

$$J(\ell) := \int_0^1 |\nabla_{\mathbf{q}} \mathbf{g}(\ell, q)|^2 dq$$

(30) specializes for each β to

$$\begin{aligned} & \overbrace{\int_{\ell_0}^{\ell_1} J d\ell}^{=: \mathcal{D}} - C \int_{\ell_0}^{\ell_1} e^{-2\epsilon \ell} d\ell \leq C(J(\ell_0)^{1/\beta} + J(\ell_1)^{1/\beta}) \quad (31) \\ \Rightarrow \quad & \underbrace{\mathcal{D} - C \left(\int_{\ell_0}^{\infty} e^{-2\epsilon \ell} d\ell + J(\ell_0)^{1/\beta} \right)}_{=T=\text{constant in } \ell_1} \leq \left(\frac{\partial \mathcal{D}}{\partial \ell_1} \right)^{1/\beta} = \left(\frac{\partial(\mathcal{D} - T)}{\partial \ell_1} \right)^{1/\beta} \end{aligned}$$

If $\mathcal{D} > T$ at some ℓ_1 , and if $\beta > 1$, then we have a classical case of blowup at a finite larger ℓ_1 . But $\nabla_{\mathbf{q}} \mathbf{g}$ and hence \mathcal{D} are defined and smooth for all ℓ_1 up to ∞ — contradiction.

Hence \mathcal{D} is bounded as $\ell_1 \nearrow \infty$, and since $J \geq 0$ that means the lim inf of J must be 0. Hence we may take that lim inf in (31) to obtain

$$\begin{aligned} & \overbrace{\int_{\ell_0}^{\infty} J(\ell) d\ell}^{=: \mathcal{D}^\infty} - C \int_{\ell_0}^{\infty} e^{-2\epsilon \ell} d\ell \leq C J(\ell_0)^{1/\beta} = \left(\frac{\partial \mathcal{D}^\infty}{\partial(-\ell_0)} \right)^{1/\beta} \\ \Rightarrow \quad & \underbrace{\mathcal{D}^\infty - C \int_{\underline{\ell}}^{\infty} e^{-2\epsilon \ell} d\ell}_{=T_2=\text{const in } \ell_1} \leq C \left(\frac{\partial(\mathcal{D}^\infty - T_2)}{\partial(-\ell_0)} \right)^{1/\beta} \end{aligned}$$

Again if $\beta > 1$, namely $\beta = 2$, if $\mathcal{D}^\infty > T_2$ at some ℓ_0 then we have blowup as ℓ_0 decreases, except if the domain ends before then, at $\ell_0 = \underline{\ell}$. Integrating from a finite \mathcal{D}^∞ there to larger ℓ_0 we obtain

$$\mathcal{D}^\infty \leq \max\left\{ T_2, C \frac{1}{\ell - \underline{\ell}} \right\}.$$

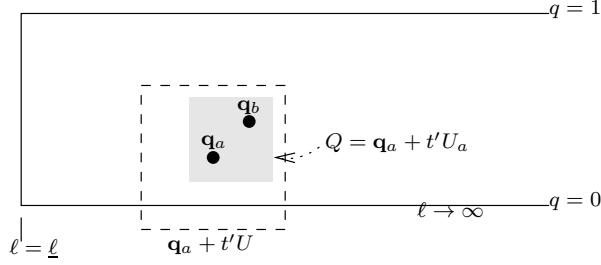


Figure 4: Comparing averages by Morrey estimates

In particular, after increasing $\underline{\ell}$ by an amount $\leq C$ for the remainder of the proof, we may use

$$\mathcal{D}^\infty \leq T_2 \leq C \quad (\underline{\ell} \leq \ell_0 < \infty).$$

(The earlier bound T was dependent on J , unlike T_2 .)

Finally, for $\beta = 1$ instead, using $\mathcal{D}^\infty \leq C$ at $\ell_0 = \underline{\ell}$ we obtain

$$\mathcal{D}^\infty \leq C e^{-2\delta\ell_0} \quad (\underline{\ell} \leq \ell_0 < \infty) \quad (32)$$

where 2δ depends (through $C, \epsilon, \underline{\ell}$) only on $\Omega, \gamma, \text{esssup } M$.

Dirichlet integrals on squares Now we consider integral averages over expanding squares (see fig. 4). Let

$$\begin{aligned} \mathbf{q}_a &= (\ell_a, q_a) \in [1 + \underline{\ell}, \infty[\times [0, 1], \\ U &= [-1, 1] \times [-1, 1] \end{aligned}$$

As t increases from 0 to 1, $\mathbf{q}_a + tU$ starts to intersect with the $q = 0, 1$ slip boundary at some t_q ; set

$$R = (\mathbf{q}_a + tU) \cap ([\underline{\ell}, \infty[\times [0, 1]).$$

(30) yields¹⁹

$$\begin{aligned} \mathcal{D}^U(t) &:= \int_R |\nabla_{\mathbf{q}} \mathbf{g}|^2 d\mathbf{q} \leq C \left(\underbrace{|R|}_{\leq Ct^2} e^{-2\epsilon\ell_a} + \underbrace{|\partial R \setminus B|}_{\leq Ct} \int_{\partial R \setminus B} |\nabla_{\mathbf{q}} \mathbf{g}|^2 ds \right) \\ &\leq Ct^2 e^{-2\epsilon\ell_a} + Ct \partial_t \mathcal{D}^U(t) \end{aligned} \quad (33)$$

for all $t \in]0, 1]$ except possibly at t_q , where \mathcal{D}^U is at least Lipschitz, so we may integrate (33) to obtain (with $2\delta \in]0, 1[$ determined from ϵ, C and the δ in

¹⁹Note that ∂R “moves” with “normal speed” 1 by choice of U .

(32):

$$\begin{aligned} \mathcal{D}^U(t) &\leq t^{2\delta} \cdot \left(\underbrace{\mathcal{D}^U(1)}_{\leq \mathcal{D}^\infty(\ell_a-1)} + Ce^{-2\delta\ell_a} \right) \\ &\stackrel{(32)}{\leq} Ct^{2\delta}e^{-2\delta\ell_a} \quad \text{for } 0 < t \leq 1. \end{aligned}$$

Any square $Q \subset [\underline{\ell}, \infty[\times [0, 1]$ of sidelength $t \in]0, 1]$ is contained in one of these R , so

$$\int_Q |\nabla_{\mathbf{q}} \mathbf{g}|^2 d\mathbf{q} \leq Ct^{2\delta}e^{-2\delta\ell_a}$$

Hölder continuity Let $\mathbf{q}_a \in Q$ arbitrary; since Q has sidelength t , we may write $Q = \mathbf{q}_a + tU_a$ for a square $U_a \subset U$. Then for $t' \in [0, t]$ the last inequality yields

$$\int_{\mathbf{q}_a+t'U_a} |\nabla_{\mathbf{q}} \mathbf{g}|^2 d\mathbf{q} \leq C(t')^{2\delta}e^{-2\delta\ell_a} \quad (34)$$

We use this estimate to compare integral averages $f_Q = |Q|^{-1} \int_Q$:

$$\begin{aligned} \left| \int_{\mathbf{q}_a+tU_a} \mathbf{g}(\mathbf{q}) d\mathbf{q} - \mathbf{g}(\mathbf{q}_a) \right| &= \left| \int_{U_a} \mathbf{g}(\mathbf{q}_a + t\mathbf{u}) - \mathbf{g}(\mathbf{q}_a + 0\mathbf{u}) d\mathbf{u} \right| \\ &\leq \int_0^t \left| \int_{U_a} \nabla_{\mathbf{q}} \mathbf{g}(\mathbf{q}_a + t'\mathbf{u}) \cdot \mathbf{u} d\mathbf{u} \right| dt' \\ &\leq \int_0^t \left(\int_{U_a} |\nabla_{\mathbf{q}} \mathbf{g}(\mathbf{q}_a + t'\mathbf{u})|^2 \right)^{\frac{1}{2}} \underbrace{\left(\int_{U_a} |\mathbf{u}|^2 d\mathbf{u} \right)^{\frac{1}{2}}}_{\leq C} dt' \\ &\leq C \int_0^t \left(\int_{\mathbf{q}_a+t'U_a} |\nabla_{\mathbf{q}} \mathbf{g}(\mathbf{q})|^2 d\mathbf{q} \right)^{\frac{1}{2}} dt' \\ &\leq C \int_0^t \underbrace{\left((t')^{-2} \int_{\mathbf{q}_a+t'U_a} |\nabla_{\mathbf{q}} \mathbf{g}(\mathbf{q})|^2 d\mathbf{q} \right)^{\frac{1}{2}}}_{\stackrel{(34)}{\leq} C(t')^{2\delta}e^{-2\delta\ell_a}} dt' \\ &\leq Ct^\delta e^{-\delta\ell_a} \end{aligned}$$

For any other $\mathbf{q}_b \in Q$ we have the same estimate

$$\left| \int_Q \mathbf{g}(\mathbf{q}) d\mathbf{q} - \mathbf{g}(\mathbf{q}_b) \right| \leq Ct^\delta e^{-\delta\ell_b}.$$

Hence, for any given $\mathbf{q}_a, \mathbf{q}_b \in [\underline{\ell}, \infty[\times [0, 1]$ with distance $t = |\mathbf{q}_a - \mathbf{q}_b| \leq 1$ we can choose a containing Q with sidelength t to get

$$|\mathbf{g}(\mathbf{q}_a) - \mathbf{g}(\mathbf{q}_b)| \leq Ct^\delta (e^{-\delta\ell_a} + e^{-\delta\ell_b}) \leq C|\mathbf{q}_a - \mathbf{q}_b|^\delta e^{-\delta \min\{\ell_a, \ell_b\}}$$

For distances above 1, using a chain of such squares a geometric series generalizes the estimate to the entire strip $[\ell, \infty[\times [0, 1]$. In particular $\mathbf{g}(\ell, q)$ converges as $\ell \rightarrow \infty$, and conversion from \mathbf{q} to \mathbf{x} yields the claim of Theorem 3. \square

6 Conclusion

Proof of Theorem 1. Theorem 3 shows that $\nabla\psi(\mathbf{x}) \rightarrow \nabla\psi(\infty)$ as $|\mathbf{x}| \rightarrow \infty$. The slip condition yields $\nabla\psi(\mathbf{x}) \cdot \mathbf{s}(\mathbf{x}) = 0$ on each side of B , where \mathbf{s} are continuous unit tangent fields. The limits of \mathbf{s} enclose an angle $\Theta \notin \{0, \pi, 2\pi\}$, so they are linearly independent; hence the limit of the boundary conditions yields that $\nabla\psi(\infty) = 0$. \square

The proof of Theorem 2 is analogous, except that in the incompressible case boundedness of the velocity must be assumed explicitly.

Acknowledgement

This material is based upon work partially supported by the National Science Foundation under Grant No. NSF DMS-1054115 and by Taiwan MOST grant 105-2115-M-001-007-MY3.

References

- [Ahl06] L.V. Ahlfors, *Lectures on quasiconformal mappings*, 2nd ed., University lecture Series, vol. 38, American Mathematical Society, 2006.
- [Bat67] G.K. Batchelor, *An introduction to fluid dynamics*, Cambridge Mathematical Library, 1967.
- [Ber54] L. Bers, *Existence and uniqueness of a subsonic flow past a given profile*, Comm. Pure. Appl. Math. **7** (1954), 441–504.
- [CF48] R. Courant and K.O. Friedrichs, *Supersonic flow and shock waves*, Interscience Publishers, 1948.
- [CM92] A.J. Chorin and J.E. Marsden, *A mathematical introduction to fluid mechanics*, 3rd ed., Springer, 1992.
- [d'A52] Jean le Rond d'Alembert, *Essai d'une nouvelle théorie de la résistance des fluides*, 1752.
- [Ell16] V. Elling, *Compressible vortex sheets separating from solid boundaries*, Discr. Cont. Dyn. Sys. (ser. A) **36** (2016), no. 12, 6781–6797.
- [FG57] R. Finn and D. Gilbarg, *Asymptotic behaviour and uniqueness of plane subsonic flows*, Comm. Pure Appl. Math. **10** (1957), 23–63.

- [FK34] F.I. Frankl and M. Keldysh, *Die äussere Neumann'sche Aufgabe für nichtlineare elliptische Differentialgleichungen mit Anwendung auf die Theorie der Flügel im kompressiblen Gas*, Bull. Acad. Sci. URSS **12** (1934), 561–607.
- [GT83] D. Gilbarg and N.S. Trudinger, *Elliptic partial differential equations of second order*, 2nd ed., A Series of Comprehensive Studies in Mathematics, vol. 224, Springer, 1983.
- [Hel68] H. Helmholtz, *Über discontinuirliche Flüssigkeits-Bewegungen*, Monatsberichte der Königlich Preussischen Akademie der Wissenschaften zu Berlin (1868), 215–228.
- [HY14] Yang Hui and Huicheng Yin, *A Liouville-type theorem for subsonic flows around an infinite long ramp*, Quart. Appl. Math. **72** (2014), no. 2, 253–265.
- [Kir69] G. Kirchhoff, *Zur Theorie freier Flüssigkeitsstrahlen*, J. Reine Angew. Math. **70** (1869), 289–298.
- [KM81] S. Klainerman and A. Majda, *Singular limits of quasilinear hyperbolic systems with large parameters and the incompressible limit of compressible fluids*, Comm. Pure Appl. Math. **34** (1981), 481–524.
- [LC07] Tullio Levi-Civita, *Scie e leggi di resistenza*, Rend. Circ. Mat. Palermo **23** (1907), 1–37.
- [Lie88] G. Lieberman, *Hölder continuity of the gradient at a corner for the capillary problem and related results*, Pac. J. Math. **133** (1988), no. 1, 115–135.
- [Mor38] C.B. Morrey, *On the solution of quasi-linear elliptic partial differential equations*, Trans. Amer. Math. Soc. (1938), 126–166.
- [Pra04] L. Prandtl, *Über Flüssigkeitsbewegung bei sehr kleiner Reibung*, Verhandlungen des III. Internationalen Mathematiker-Kongresses, Heidelberg, 1904.
- [Ray76] L. Rayleigh, *On the resistance of fluids*, Phil. Mag. **11** (1876), 430–441.
- [Shi52] M. Shiffman, *On the existence of subsonic flows of a compressible fluid*, J. Rat. Mech. Anal. **1** (1952), 605–652.
- [Shi06] Danzhu Shi, *Capillary surfaces at a reentrant corner*, Pac. J. Math. **224** (2006), no. 2, 321–353.
- [vD82] M. van Dyke, *An album of fluid motion*, The Parabolic Press, Stanford, California, 1982.