

Numerical simulations of loop quantum Bianchi-I spacetimes

Peter Diener^{1,2,*} Anton Joe^{2,†} Miguel Megevand^{2,3,‡} and Parampreet Singh^{2,1§}

¹ *Center for Computation and Technology,
Louisiana State University, Baton Rouge, LA 70803, U.S.A.*

² *Department of Physics and Astronomy,
Louisiana State University, Baton Rouge, LA 70803, U.S.A. and*

³ *Instituto de Física Enrique Gaviola, CONICET
Córdoba, Argentina*

Due to the numerical complexities of studying evolution in an anisotropic quantum spacetime, in comparison to the isotropic models, the physics of loop quantized anisotropic models has remained largely unexplored. In particular, robustness of bounce and the validity of effective dynamics have so far not been established. Our analysis fills these gaps for the case of vacuum Bianchi-I spacetime. To efficiently solve the quantum Hamiltonian constraint we perform an implementation of the Cactus framework which is conventionally used for applications in numerical relativity. Using high performance computing, numerical simulations for a large number of initial states with a wide variety of fluctuations are performed. Big bang singularity is found to be replaced by anisotropic bounces for all the cases. We find that for initial states which are sharply peaked at the late times in the classical regime and bounce at a mean volume much greater than the Planck volume, effective dynamics is an excellent approximation to the underlying quantum dynamics. Departures of the effective dynamics from the quantum evolution appear for the states probing deep Planck volumes. A detailed analysis of the behavior of this departure reveals a non-monotonic and subtle dependence on fluctuations of the initial states. We find that effective dynamics in almost all of the cases underestimates the volume and hence overestimates the curvature at the bounce, a result in synergy with earlier findings in isotropic case. The expansion and shear scalars are found to be bounded throughout the evolution.

I. INTRODUCTION

In order to understand the generic approach to the classical singularities and their resolution, the role of anisotropic spacetimes is fundamental. Of these the Bianchi-I spacetime is one of the simplest yet an important one to study. In the classical theory, rigorous analytical and numerical techniques have established that in cosmological spacetimes the singularity either has a Kasner form corresponding to the vacuum Bianchi-I spacetime or undergoes a Mixmaster dynamics which is made of a sequence of Kasner phases [1, 2]. For homogeneous cosmological spacetimes without spatial curvature and even with a tiny initial anisotropy, the singularity structure is determined by the anisotropic shear unless the matter has stiff or ultra-stiff equation of state. For any other equation of state, the metric near the singularity is guaranteed to correspond to the vacuum Bianchi-I metric. The presence of anisotropies brings considerable richness and complexity to the gravitational dynamics. As an example, it changes the point type big bang singularity to a cigar shaped big bang. As this cigar singularity is approached, two of the three directional scale factors contract to zero in a finite proper time. The expansion and shear scalars diverge, causing a divergence in the Weyl curvature as well as the Ricci curvature (if matter is present). It has been hoped that insights on the quantum nature of spacetime would provide answers to how the spacetime extends beyond these singularities. Certainly one of the most formidable challenge for any theory of quantum gravity is whether such singularities can be resolved.

The issue of singularity resolution has been rigorously addressed in a non-perturbative approach to the quantization of homogeneous cosmological spacetimes known as loop quantum cosmology (LQC) [3, 4]. In this framework based on loop quantum gravity, loop quantization of various isotropic and anisotropic spacetimes has been performed in the last decade. The key result, which was first shown for the case of a spatially flat homogeneous and isotropic model with a massless scalar field, is that the big bang singularity is resolved due to the discrete quantum geometric effects near the Planck scale and is replaced by a big bounce [5–7]. The existence of bounce first established using numerical

* diener@cct.lsu.edu

† Deceased

‡ megevand@phys.lsu.edu

§ psingh@phys.lsu.edu

simulations was confirmed via an exactly solvable model which predicts a minimum volume for all the states in the physical Hilbert space [8] and consistent probability for singularity resolution to be unity [9]. In the isotropic models the results on singularity resolution have been generalized to include spatial curvature [10–12], radiation [13], and cosmological constant [14–16]. In all these models, quantum expectation values of the relational observables show that at small spacetime curvature there is an excellent agreement between the quantum dynamics of LQC and general relativity (GR). When the spacetime curvatures reach about a percent of the Planck value, strong departures start becoming significant between the two. Unlike a contracting universe ending up in a big bang in the backward evolution, the LQC universe bounces when the expansion scalar of the isotropic spacetime reaches a universal maximum [17, 18].¹

In isotropic models in LQC, numerical simulations have played a crucial role in deciphering the details of singularity resolution and associated Planck scale physics [21, 22]. A key difference in the numerical techniques used in LQC in comparison to numerical relativity concerns with the nature of evolution equation. Unlike in GR where the spacetime is a continuous differentiable manifold and the evolution equations are differential equations, in LQC the evolution equation in the geometric representation is fundamentally discrete. There is no freedom to change the discreteness to achieve a stable evolution. This puts non-trivial computational constraints, especially if one wishes to study fate of singularity resolution for widely spread states, and anisotropic spacetimes. In the former case, if one is interested in simulations involving general states then recently proposed Chimera scheme proves quite useful [23]. Using this scheme, singularity resolution has been established for a wide variety of states and the validity of an effective spacetime description in LQC has been rigorously studied. The latter description which captures the LQC dynamics quite well in a continuum spacetime has proved extremely valuable to extract physical implications and phenomenological predictions [3, 4]. It was recently found that though effective description is an excellent approximation for states which are initially sharply peaked in a macroscopic universe and bounce at volumes large compared to Planck volume, the situation changes if states are widely spread and probe deep Planckian geometry [24, 25]. In this case effective dynamics underestimates the volume at the bounce, thus overestimating the spacetime curvature where singularity resolution occurs. Further, the dependence of the departure between the quantum and effective dynamics was found to non-trivially and unexpectedly non-monotonically depend on the state parameters and fluctuations.

Unlike the case of isotropic models where there exist thorough studies on the fate of singularities in LQC, investigations on Bianchi models have been so far focused on two frontiers: (i) establishing the details of quantization [26–33] and (ii) using effective dynamics to understand genericity of singularity resolution [17, 34–38] and extract various phenomenological aspects (see for eg. [39–46]). In contrast there has been only one study on the numerical aspects using quantum states in Bianchi-I model [47].² This seminal study which established a quantization prescription for Bianchi-I spacetime in LQC demonstrated that bounce occurs at least for sharply peaked Gaussian state. In this first important step to understand singularity resolution, the details of the validity of effective dynamics and the robustness of bounce and associated features were not studied. Without a rigorous numerical analysis with sharply peaked as well as widely spread states, robustness of singularity resolution and bounce in the loop quantization of Bianchi-I spacetime and the validity of effective dynamics can not be established. Despite the availability of a consistent quantization prescription where physical Hilbert space, inner product and relational observables are known, numerical analysis and hence analysis of physical implications of quantum theory had so far been limited because of additional numerical complexities and very high computational costs.

The goal of this manuscript is to fill the above important gap in the understanding of Bianchi-I spacetimes in LQC. We focus on the quantization prescription put forward in Refs. [28, 47] which provides a viable quantization when the spatial manifold is a 3-torus. Note that the quantization prescription which we employ in this analysis is not a unique choice to loop quantize Bianchi-I spacetimes. There exists another loop quantization, first proposed in Ref. [27] and rigorously studied in Ref. [29]. These choices result from quantization ambiguities which arise due to different prescriptions to obtain the field strength of the Ashtekar-Barbero connections and the way loops over which holonomies of these connection are considered capture the underlying quantum geometry. Surprisingly these are the only two viable choices if the spatial manifold is compact [17]. If the spatial manifold is non-compact, the quantization prescription of Refs. [28, 47] results in physics which depends on certain rescalings of the shape of the fiducial cell used to define the symplectic structure [17]. In comparison, the quantization prescription developed in Refs. [29] promises to provide a viable quantization irrespective of the choice of the topology of the spatial manifold. However, so far some of the important details of the physical Hilbert space which are crucial to perform analytical and numerical investigations have remained unavailable in the latter approach. On the other hand, though the quantization prescription of Refs. [28, 47] is restricted to a 3-torus spatial topology, details of the physical Hilbert space are rigorously available. Finally, both the viable quantizations result in the so called improved dynamics prescription in the isotropic limit [17], which

¹ Conventionally, bounce in isotropic models has been characterized by a universal maximum in energy density, see for eg. [7, 19]. However, it has been recently shown that a more faithful characterization of the bounce in LQC which is valid irrespective of spatial curvature is expansion scalar [20]. In the vacuum Bianchi-I spacetime as considered here, one of our goals will be to understand the behavior of expansion and shear scalars.

² These spacetimes have also been discussed to understand numerical stability of quantum difference equation, see for eg. [48, 49].

by itself is a unique consistent choice for the loop quantization of isotropic models [50]. It is to be noted that working with 3-torus topology should not be viewed as a restriction since the same setting is very useful to implement the loop quantization of polarized Gowdy models and understand the role of inhomogeneities on bounce using a hybrid quantization [51] (see Ref. [52] for a review).

As we will show later, numerical simulations of Bianchi-I spacetime in LQC for states which are widely spread and probe deep Planck regime come with significant computational challenges. In particular, we need high performance computing (HPC) resources to solve this problem and hence a parallelization of code is a necessity. We therefore employ the **Cactus** computational toolkit [53, 54]. **Cactus** was originally developed for numerical relativity in order to solve the partial differential equations originating from the full classical general relativistic field equations. The design of **Cactus** is modular and allows domain specialists to focus on their particular domain of expertise while still writing inter-operable modules. Thus computer scientists can focus on infrastructure for parallelization, I/O and other necessary things, while the physicist can focus on the physics part of the implementation assuming some of the more technical aspects of the parallelization. In this way **Cactus** provides an abstraction of parallelization that enables much faster development of parallel codes. Once the **Cactus** implementation was performed for the loop quantum Bianchi-I spacetime, HPC resources of Extreme Science and Engineering Discovery Environment (XSEDE) [55] were used for our investigations in this manuscript. It is to be noted that our work is the first of its kind to use the **Cactus** framework and HPC in quantum gravity.

Numerical simulations carried out in our analysis reveal various so far not known features of the Bianchi-I spacetime in LQC. We first establish rigorously the existence of bounce(s) of directional volumes for sharply peaked and widely spread Gaussian states. In over a hundred simulations carried out with different states, big bang singularity is found to be resolved and replaced by the bounce of mean volume. We find that for states which bounce at volumes much larger than the Planck volume, the effective spacetime description provides an excellent approximation to the underlying quantum dynamics. However, for states which probe the deeper Planck volumes there are departures of the effective dynamics from the quantum theory. It is important to note that in this manuscript we do not include any state dependent corrections to the effective Hamiltonian. Any reference to the departure of effective dynamics from the quantum theory will be made under this assumption. Having gained the evidence of existence of departure between the effective dynamics and quantum theory which turns out to be maximum in the bounce regime, we explore the dependence of the departure on state parameters ω_i whose inter-relationship captures anisotropy and which are proportional to the directional Hubble rates in the classical theory, and fluctuations of the initial state. The Hamiltonian constraint relates three ω_i 's, allowing only two of them say, ω_2 and ω_3 , to be independent. Working in the mixed representation with conjugate of directional volume v_1 as time, the initial states are parameterized by ω_2 and ω_3 . The measure of the departure between the quantum theory and the effective dynamics is found using the expectation value of the relational observable for logarithm of directional volume in the quantum theory and its analog in the effective dynamics when bounce occurs. We find that the departure of the effective dynamics from the quantum theory increases rapidly when one of the ω_i is decreased keeping the other one fixed. Varying the value of ω_i where the state is peaked shows that the behavior of the departure is sensitive to the choice of a given dispersion for different values of ω_i . There is an increase in the departure as one of the ω_i is decreased keeping the other one fixed, and some evidence of a non-monotonic behavior for larger values of ω_i . The dependence of the departure of the effective dynamics from the quantum theory shows a striking non-monotonic behavior with respect to the dispersion in the logarithm of the directional volume. The departure takes largest values when the dispersion in logarithm of the directional volume is largest, however it does not take smaller values at the smallest values of this dispersion. There exists an unambiguous regime where the departures increase on decreasing the dispersion. We find that dispersion in logarithm of volume can only be decreased to a certain value for a given value of ω_i . Our results show that departure of the effective dynamics for quantum theory has non-trivial and subtle relationship with state parameters and fluctuations. We find that in most cases the states which have wide spreads bounce at volumes greater than those predicted by effective dynamics. That means, effective dynamics generally overestimates the spacetime curvature at the singularity resolution. This result is in harmony with the similar results earlier obtained for isotropic models in LQC [24, 25]. Interestingly, we do find some states for certain values of parameters and dispersions for which the difference in the expectation value of logarithm of the directional volume and its counterpart in the effective dynamics is negative. This means that there are certain states for which the above conclusion is reversed. Finally, using the expectation values of the relational observables and some inputs from the effective dynamics we estimate the mean Hubble rate (expansion scalar) and shear scalar for sharply peaked states. Along with the directional Hubble rates, these scalars turn out to be bounded.

This manuscript is organized as follows. In Sec. II we discuss the main features of the quantization of the Bianchi-I spacetime in absence of matter. We will follow the quantization methods rigorously outlined in Refs. [28, 47], where various properties of the quantum Hamiltonian constraint were established and singularity resolution was shown for the first time at the quantum level. This section provides a summary of the quantization procedure, and for details the reader is referred to above references. In Sec. III we discuss various computational challenges, the ways

to overcome them through **Cactus** implementation and the performance and scaling of our code. Readers who are mainly interested in the quantization and physical implications can skip this section and move to Sec. IV which deals with a detailed discussion of all the results from our analysis. We first discuss resolution of classical singularity by bounces in Sec. IVA, where we also discuss the way effective dynamics provides an excellent agreement with the quantum dynamics for sharply peaked states. This is followed by a discussion of some of the cases which show the departure of effective dynamics from the quantum theory in Sec. IVB. In Sec. IVC various quantitative details of this departure are investigated. In Sec. IVD we estimate the expansion and shear scalars, and deceleration parameter in our analysis. The mean Hubble rate (or the expansion scalar) and the shear scalar turn out to be bounded. We summarize our results with a summary and a discussion of open issues in Sec. V.

II. LOOP QUANTIZATION OF BIANCHI-I VACUUM SPACETIME

We consider the spatial manifold with a 3-torus topology which allows the quantization prescription put forward in Refs. [28, 47] to be successfully carried out.³ The \mathbb{T}^3 fiducial cell is chosen with sides of coordinate length 2π . Due to the underlying homogeneity of the spatial manifold, the matrix valued connection A_i^a and triad variables E_i^a can be written as a homogeneous pair (c^i, p_i) satisfying $\{c^i, p_j\} = 8\pi G\gamma\delta_j^i$. Here $\gamma \approx 0.2375$ is the Barbero-Immirzi parameter. The spacetime metric is given by

$$\mathfrak{s}^2 = -N^2\mathfrak{t}^2 + a_i^2 x_i^2 \quad (2.1)$$

where directional scale factors a_i are kinematically related to the triads as $p_i = 4\pi^2 a_j a_k \text{sgn}(a_i a_j a_k)$ where $i \neq j \neq k$ can take values 1..3. On the other hand, connection components are related to time derivatives of the scale factors dynamically which can be found from the Hamiltonian constraint which is the only non-trivial constraint in this setting due to the underlying symmetries. The classical Hamiltonian constraint is given by

$$\tilde{\mathcal{C}}_{\text{cl}} = -\frac{2}{\gamma^2 V} (c^1 p_1 c^2 p_2 + c^2 p_2 c^3 p_3 + c^3 p_3 c^1 p_1) \approx 0 \quad (2.2)$$

where V denotes the physical volume of \mathbb{T}^3 cell: $V = |p_1 p_2 p_3|^{1/2}$.

On quantization, the basic kinematical variables in the loop quantization are the holonomies of connection components along the edges of the fiducial cell, and the fluxes of the triads which turn out to be proportional to the triads themselves. Elements of holonomies, $N_\mu = \exp(i\mu_i c^i/2)$, form an algebra of almost periodic functions which forms the configuration algebra whose completion with respect to the inner product $\langle \mu_i | \mu'_i \rangle = \delta_{\mu_i, \mu'_i}$ yields the kinematical Hilbert space \mathcal{H}_{kin} . The eigenstates of the triad operators are given by $|\mu_i\rangle$ such that

$$\hat{p}_i |\mu_i\rangle = 4\pi\gamma l_{\text{Pl}}^2 \mu_i |\mu_i\rangle . \quad (2.3)$$

The action of \hat{N}_μ on the eigenstates of triad operators is translational: $\hat{N}_{\mu'_i} |\mu_i\rangle = |\mu_i + \mu'_i\rangle$. Though these elements of holonomies yield a translations which have uniform spacing in triad eigenvalues, the same does not hold true when one takes into account holonomies are considered along physical lengths which have inbuilt triad dependence. In particular, the physical length $\bar{\mu}_i \sqrt{|p_i|}$ is determined by the underlying quantum geometry as: $\bar{\mu}_i^2 |p_i| = \lambda^2$, where $\lambda^2 = 4\sqrt{3}\pi\gamma l_{\text{Pl}}^2$ is the minimum eigenvalue of the area operator computed in loop quantum gravity. The above relationship complicates the action of the operator $\hat{N}_{\bar{\mu}_i}$ on triad eigenstates. Nevertheless changing the representation to (dimensionless) directional volume $v_i = 2/\sqrt{3}\lambda^{-3}|p_i|^{3/2}$ results in a uniform translation for holonomies considered over $\bar{\mu}$. That is,

$$\hat{N}_{\bar{\mu}_i} |v_i\rangle = |v_i + 1\rangle . \quad (2.4)$$

Using the action of these operators, one can obtain the quantum Hamiltonian constraint corresponding to eq.(2.2) which turns out to be non-singular and which has the property that the zero volume state is decoupled [28]. Using this property, it turns out to be more convenient to work with the densitized quantum Hamiltonian constraint which can be written as [28, 47]:

$$\hat{\mathcal{C}} = -\frac{2}{\gamma^2} \left(\hat{\Theta}_1 \hat{\Theta}_2 + \hat{\Theta}_1 \hat{\Theta}_3 + \hat{\Theta}_2 \hat{\Theta}_3 \right) . \quad (2.5)$$

³ If the spatial manifold is chosen as \mathbb{R}^3 then the quantization prescription is not independent of the choice of the fiducial cell [17, 29].

Here $\hat{\Theta}_i$ are symmetric operators which act on corresponding basis states $|v_i\rangle$ as

$$\hat{\Theta}_i|v_i\rangle = -i\frac{\lambda^2}{2\sqrt{3}}(f_+(v_i)|v_i+2\rangle - f_-(v_i)|v_i-2\rangle), \quad (2.6)$$

where

$$f_{\pm}(v_i) = g(v_i \pm 2)s_{\pm}(v_i)g(v_i) \quad (2.7)$$

with

$$s_{\pm}(v_i) = \text{sgn}(v_i \pm 2) + \text{sgn}(v_i) \quad (2.8)$$

and

$$g(v_i) = \begin{cases} \left| \left| 1 + \frac{1}{v_i} \right|^{1/3} \left| 1 - \frac{1}{v_i} \right|^{1/3} \right|^{-1/2} & \text{if } v_i \neq 0, \\ 0 & \text{if } v_i = 0. \end{cases} \quad (2.9)$$

We can see that the action of the operators $\hat{\Theta}_i$ only connects states with the label v_i separated by two. Furthermore, the positive and negative regions are also disconnected from each other. That is, $\hat{\Theta}_i$ only connects states with v_i in the semi lattices

$$\mathcal{L}_{\epsilon_i}^{\pm} = \{\pm(\epsilon_i + 2n), n = 0, 1, 2, \dots\}, \quad (2.10)$$

where $0 < \epsilon_i \leq 2$. The Hilbert subspaces $\mathcal{H}_{\epsilon_i}^{\pm}$, defined as the Cauchy completions with respect to the discrete inner product of the spaces spanned by $|v_i\rangle$ with v_i in each $\mathcal{L}_{\epsilon_i}^{\pm}$, are left invariant by the action of $\hat{\Theta}_i$. We can then restrict the study to one particular Hilbert space, say $\mathcal{H}_{\epsilon_1}^+ \otimes \mathcal{H}_{\epsilon_2}^+ \otimes \mathcal{H}_{\epsilon_3}^+$.

The spectrum of the essentially self-adjoint operator $\hat{\Theta}_i$ is continuous [28]. The eigenstates, with eigenvalue denoted by ω_i , can be obtained explicitly from the recursive relations:

$$e_{\omega_i}^{\epsilon_i}(2 + \epsilon_i) = -i\frac{\sqrt{3}\omega_i}{\Delta} \frac{e_{\omega_i}^{\epsilon_i}(\epsilon_i)}{g(2 + \epsilon_i)g(\epsilon_i)}, \quad (2.11)$$

and

$$e_{\omega_i}^{\epsilon_i}(2n + 2 + \epsilon_i) = \frac{g(2n - 2 + \epsilon_i)}{g(2n + 2 + \epsilon_i)} e_{\omega_i}^{\epsilon_i}(2n - 2 + \epsilon_i) - i\frac{\sqrt{3}\omega_i}{\Delta} \frac{e_{\omega_i}^{\epsilon_i}(2n + \epsilon_i)}{g(2n + 2 + \epsilon_i)g(2n + \epsilon_i)} \quad (n > 0). \quad (2.12)$$

They are thus completely determined by their value at the minimum allowed value. Note that these eigenfunctions, which have support in $\mathcal{L}_{\epsilon_i}^{\pm}$, are formed by two components, each with support in the four-step lattices, given respectively by:

$${}^{(4)}\mathcal{L}_{\epsilon_i}^{\pm} = \{\pm(\epsilon_i + 4n), n = 0, 1, 2, \dots\}, \quad (2.13)$$

and

$${}^{(4)}\mathcal{L}_{\epsilon_i+2}^{\pm} = \{\pm(\epsilon_i + 2 + 4n), n = 0, 1, 2, \dots\}. \quad (2.14)$$

These components are eigenfunctions of $\hat{\Theta}_i^2$ with eigenvalue ω_i^2 , and have a relative phase of $\pm\pi/2$. Choosing the initial value $e_{\omega_i}^{\epsilon_i}(\epsilon_i)$ to be positive we obtain a purely real and a purely imaginary component. In the numerical computation we choose somehow random positive values and then eliminate this last degree of freedom by rescaling the eigenfunction. The rescaling is chosen such that the asymptotic forms match those of the Wheeler-DeWitt eigenfunctions.

States belonging to the physical Hilbert space $\mathcal{H}_{(\epsilon_1, \epsilon_2, \epsilon_3)}$, found using group averaging, can be written in terms of eigenfunctions $e_{\omega_i}^{\epsilon_i}(v_i)$ as:

$$\Psi(v_1, v_2, v_3) = \int d\omega_2 d\omega_3 \tilde{\Psi}(\omega_2, \omega_3) e_{\omega_1(\omega_2, \omega_3)}^{\epsilon_1}(v_1) e_{\omega_2}^{\epsilon_2}(v_2) e_{\omega_3}^{\epsilon_3}(v_3), \quad (2.15)$$

where $\tilde{\Psi}(\omega_2, \omega_3)$ is the wave profile, and we have chosen to write ω_1 in terms of ω_2 and ω_3 as

$$\omega_1(\omega_2, \omega_3) = -\frac{\omega_2\omega_3}{\omega_2 + \omega_3}. \quad (2.16)$$

This relationship is essential for the states to satisfy the quantum Hamiltonian constraint $\hat{C}\Psi = 0$.

Once the physical Hilbert space is available, our next task is to extract relational dynamics. As an example, we can study the behavior of v_2 and v_3 in terms of v_1 or its conjugate variable b_1 which acts as an internal clock. It turns out that in the quantum theory, the choice of v_1 as internal time is unsuitable since it does not lead to a unitary evolution [28]. It also turns out that v_1 is not monotonous in the proper time. On the other hand, unitary evolution can be found with b_1 as internal time. A physical state in the b_i representation can be obtained from the one in the v_i representation via the following Fourier transformation

$$[\mathcal{F}\Psi](b_i) = \sum_{v_i} \Psi(v_i) |v_i|^{-1/2} e^{-(i/2)v_i b_i}. \quad (2.17)$$

In the following, we will work with a mixed representation, with wavefunctions depending on b_1 , v_2 and v_3 . In this case, the summation in (2.17) should in principle be performed in all of $\mathcal{L}_{\epsilon_1}^+$, with b_1 going from 0 to 2π . However, as noted in [28], one can instead apply two separate transformations, each acting on one of the sectors ${}^{(4)}\mathcal{L}_{\epsilon_1}^+$ and ${}^{(4)}\mathcal{L}_{\epsilon_1+2}^+$, which map to b_1 in the domain $[0, \pi)$ and $[\pi, 2\pi)$, respectively. Since all the information about the physical state is contained in each sector, we can restrict our analysis to only one of them. In what follows we will perform the transformations to b_1 space as defined in (2.17), but with the summation evaluated in ${}^{(4)}\mathcal{L}_{\epsilon_1}^+$ and hence with b_1 in the domain $[0, \pi)$. To write the physical state in the mixed representation, we only need to transform the eigenstates in the v_1 direction:

$$\tilde{e}_{\omega_1}^{\epsilon_1}(b_1) := [\mathcal{F}e_{\omega_1}^{\epsilon_1}](b_1) = \sum_{{}^{(4)}\mathcal{L}_{\epsilon_1}^+} e_{\omega_1}^{\epsilon_1}(v_1) v_1^{-1/2} e^{-(i/2)v_1 b_1}. \quad (2.18)$$

The physical state in the mixed representation for evolution in b_1 can be written as:⁴

$$\chi_{b_1}(v_2, v_3) = \int d\omega_2 d\omega_3 \tilde{\chi}_{b_1}(\omega_2, \omega_3) e_{\omega_2}(v_2) e_{\omega_3}(v_3), \quad (2.19)$$

where

$$\tilde{\chi}_{b_1}(\omega_2, \omega_3) = \tilde{\Phi}(\omega_2, \omega_3) \tilde{e}'_{\omega_1}(b_1) \quad (2.20)$$

and

$$\tilde{e}'_{\omega_1}(b) = \frac{\tilde{e}_{\omega_1}(b)}{|\tilde{e}_{\omega_1}(b)|}. \quad (2.21)$$

The physical inner product evaluated at a ‘time’ slice b_1 is given by

$$\langle \chi_{b_1} | \chi'_{b_1} \rangle = \sum_{v_2, v_3} \bar{\chi}_{b_1}(v_2, v_3) \chi'_{b_1}(v_2, v_3). \quad (2.22)$$

Obtaining the expectation values of the relational observables $\widehat{\ln(v_2)}|_{b_1}$ and $\widehat{\ln(v_3)}|_{b_1}$ is straightforward, as on a given slice b_1 they simply act as multiplication on the eigenstates $e_{\omega_2}(v_2)$ and $e_{\omega_3}(v_3)$, respectively. For instance, we have

$$\widehat{\ln(v_2)}|_{b_1} \chi_b(v_2, v_3) = \int d\omega_2 d\omega_3 \tilde{\chi}_b(\omega_2, \omega_3) [\ln(v_2) e_{\omega_2}(v_2)] e_{\omega_3}(v_3), \quad (2.23)$$

and with similar expressions for $\widehat{\ln(v_3)}|_{b_1}$ and their dispersions.

On the other hand, the evaluation of the expectation value of $\widehat{\ln(v_1)}|_{b_1}$ is slightly more complicated, since the eigenstates have to be normalized before acting with $\ln(v_1)$ and the normalization is done in b_1 space. We hence

⁴ To simplify the notation from now on we will drop the the supra-index ϵ_i .

proceed as follows. After transforming the eigenstates to b_1 space, as in eq. (2.18), and doing the normalization in that space, as in eq. (2.21), we transform back to v_1 space by means of an inverse Fourier transform. Since we are then back in v_1 space, we can act with $\ln(v_1)$ by multiplication,

$$e_{\omega_1}^{\ln}(v_1) := \ln(v_1) [\mathcal{F}^{-1} \tilde{e}'_{\omega_1}] (v_1). \quad (2.24)$$

Finally, we apply again the transformation in eq. (2.18) to go once more to b_1 space and obtain

$$\widehat{\ln(v_1)_{b_1} \chi_{b_1}}(v_2, v_3) = \int d\omega_2 d\omega_3 \tilde{\chi}_{b_1}^{\ln}(\omega_2, \omega_3) e_{\omega_3}(v_3), \quad (2.25)$$

where

$$\tilde{\chi}_{b_1}^{\ln}(\omega_2, \omega_3) := \tilde{\Phi}(\omega_2, \omega_3) [\mathcal{F} e_{\omega_1}^{\ln}](b_1). \quad (2.26)$$

Note that here we departed from the procedure followed in Ref.[28], where one acts with $\ln(v_1)$ before normalizing. The errors introduced with that method can be neglected for semiclassical states peaked at large ω_i . However, in this work we are interested in studying more general cases. In the following analysis, we set $\tilde{\Phi}(\omega_2, \omega_3)$ as a Gaussian distribution centered at $\omega_2 = \omega_2^*$ and $\omega_3 = \omega_3^*$:

$$\tilde{\Phi}(\omega_2, \omega_3) = \frac{1}{\sqrt{\pi}\sigma_2} e^{-\frac{(\omega_2 - \omega_2^*)^2}{2\sigma_2^2}} e^{i\beta_2\omega_2} \frac{1}{\sqrt{\pi}\sigma_3} e^{-\frac{(\omega_3 - \omega_3^*)^2}{2\sigma_3^2}} e^{i\beta_3\omega_3}. \quad (2.27)$$

Note that in principle we can choose more general states, such as squeezed and non-Gaussian states instead of above states. However, Gaussian states are desirable phenomenologically as they are peaked symmetrically in both of the conjugate phase space variables. In particular, the initial Gaussian states considered in our analysis will be such that they are peaked on classical trajectories specified by the values of classical phase space variables at initial ‘time’ b_i in a large macroscopic vacuum Bianchi-I spacetime. The above choice of Gaussian states thus allows us to understand the evolution to the quantum regime starting from the classical Bianchi-I spacetime. As the previous works on isotropic models in LQC have demonstrated, squeezed and more general states result in added features in the bounce regime due to the asymmetric quantum fluctuations of the states [25]. Similar results are being found for squeezed and non-Gaussian states for the loop quantization of vacuum Bianchi-I model in an independent study [56]. It is to be noted that the main results of bounce and the physics of the Planck regime for the latter states share the same features as reported in this manuscript.

The above construction as presented in Ref. [28], provides a rigorous framework in the quantum theory to understand the detailed aspects of evolution in the loop quantized Bianchi-I spacetime. However, this involves various computational challenges. Before we proceed to understand and address them, let us note that there exists an effective spacetime description of the quantum theory in LQC. This description results in an effective Hamiltonian which has been derived rigorously in isotropic models for states which are sharply peaked at large volumes [57, 58]. Following the latter results, the effective Hamiltonian constraint corresponding to eq.(2.5) can be written as

$$C_{\text{eff}} = -72\pi l_{\text{Pl}}^4 (\sin(b_1)v_1 \sin(b_2)v_2 + \sin(b_2)v_2 \sin(b_3)v_3 + \sin(b_3)v_3 \sin(b_1)v_1) \approx 0. \quad (2.28)$$

Using Hamilton’s equations modified dynamics in an effective continuum spacetime can be derived, resulting in

$$\frac{\dot{v}_1}{v_1} = \frac{9\pi l_{\text{Pl}}^2}{V} \cos(b_1) (\sin(b_2)v_2 + \sin(b_3)v_3), \quad (2.29)$$

and similarly for v_2 , v_3 and b_i ’s.

III. COMPUTATIONAL ASPECTS

In this section, we present various details of the computational aspects of our analysis. We start with the computational cost estimate to perform simulations for a wide variety of Gaussian states. To overcome the associated computational constraints led us to a **Cactus** [53, 54] implementation in our analysis. After explaining this implementation in Sec. IIIB, we summarize the scaling performance of our code on high performance computers used in our simulations in Sec. IIIC.

A. Computational cost estimation

In order to obtain the physical solution of the quantum Hamiltonian as described above, we first consider a Gaussian peaked at large eigenvalues (ω_2^* , ω_3^*). At late times the expectation value of the physical observables would be such that the LQC trajectory agrees with the corresponding Wheeler-DeWitt trajectory. The physical wavefunction at any time b_1 is given by eq. (2.19). Note that, the physical state is a 3 dimensional object. However, in the numerical implementation, the state is only stored at a single value of b_1 at a time as a two dimensional array of size $n_2 \times n_3$, where n_2 and n_3 respectively are the size of the spatial grid in the v_2 and v_3 directions. In addition the evaluation of the integral in eq. (2.19) we also need to evaluate additional integrals in order to be able to calculate various analysis quantities, such as eqs.(2.23) and (2.25). Denoting the total number of time-steps at which we need to evaluate the state by n , the total number of times these integrals need to be evaluated is $n \times n_2 \times n_3$.

We numerically compute the integrals using a Gauss-Legendre integration, generally within the range of $\omega_a^* \pm 10\sigma_a$. Here the integral is approximated by a discrete sum with certain weights over frequency values within the given range of integration. Let us say we choose n_{ω_a} frequency values in each ω_a direction. Then to evaluate the integral at one spatial grid point we need to sum over $n_{\omega_2} \times n_{\omega_3}$ terms. As described in section IIIB adding the contribution to all the integrals at each frequency point requires 44 floating point operations.

Therefore, the total number of floating point operations in the computation of the integrals for n values of b_1 and all grid points v_2 and v_3 will be equal to

$$N = 44 \times n \times n_2 \times n_3 \times n_{\omega_2} \times n_{\omega_3}. \quad (3.1)$$

Let us now consider a typical example of a simulation of sharply peaked Gaussian state with $\omega_2 = 1000$, $\omega_3 = 1000$, $\sigma_2 = 50$, $\sigma_3 = 50$. This would typically require: $n = 1024 = 2^{10}$, $n_2 = n_3 = 4096 = 2^{12}$ and $n_{\omega_2} = n_{\omega_3} = 256 = 2^8$. Then the total number of floating point operations would be

$$N = 44 \times 2^{50} \approx 5 \times 10^{16} \text{ flops}. \quad (3.2)$$

On a modern workstation with a peak performance of 50 GFlops per second, the total computation time in seconds would be

$$T_{\text{comp}} \approx \frac{N}{50 \times 10^9} \approx 10^6 \text{ sec} \approx 11.5 \text{ days}. \quad (3.3)$$

On the other hand the simulation of a widely spread state would require larger grids in b_1 , v_2 and v_3 which would significantly increase the computation time proportionally. Clearly such simulations are not suited for a single workstation. In addition to the long computation time, there should be enough memory available at the workstation to store the necessary eigenfunction data. For the grid size considered above one would need approximately 0.5 TB of random access memory. This memory requirement is clearly beyond a typical modern workstation and the need for a parallel implementation suitable for high performance computing platforms is clear. In the following section IIIB we will describe in more detail our parallel implementation.

B. Cactus implementation

We have implemented the numerical evaluation of the state eq.(2.19) and the additional integrals needed for calculating analysis quantities as a thorn in **Cactus** [53, 54]. At any given time b_1 , the state $\chi_{b_1}(v_2, v_3)$ can be stored as a 2-dimensional grid function of size $n_2 \times n_3$ (see left plot in Fig. 1). The computation of $\chi_{b_1}(v_2, v_3)$ is therefore parallelized in the v_2 and v_3 directions. On the other hand the discrete representation of $e_{\omega_2}, e_{\omega_3}$ and $\tilde{\chi}_{b_1}$ will typically have different sizes and can therefore not be stored as grid functions (grid functions in **Cactus** all have the same size). In particular $\tilde{\chi}_{b_1}(\omega_2, \omega_3)$ of size $n_{\omega_2} \times n_{\omega_3} \times n_1$ has to be calculated initially (using numerical fast Fourier transforms (FFTs)) and stored for the remainder of the simulation (see right plot in Figure 1). This is the largest object considered by far. For $n_{\omega_2} = n_{\omega_3} = 256$ and $n_1 = 131072$, this single object requires 128 GBytes of storage (this array is double precision complex). We store this object as a vector of grid arrays that is distributed among processors in the ω_2 and ω_3 direction but not in the b_1 direction. That is, each processor owns a range of ω_2 and ω_3 values and for each pair of frequencies has data for all b_1 values. This is illustrated for the case of 4 message passing interface (MPI) processes in the right plot in Fig. 1. This allows us to calculate the FFT's in parallel by calling serial FFT routines for different (ω_2, ω_3) values on different processors. At the time when the integral has to be evaluated, each processor (computing a chunk of the v_2 and v_3 grid) needs all frequency values (but only for that single $b_1 = b_{1_i}$ value). Therefore, before each integral evaluation, we need to communicate the b_{1_i} slice of $\tilde{\chi}_{b_1}(\omega_2, \omega_3)$ to all processors. This operation is performed using a special **Cactus** local array sum reduction. With each MPI

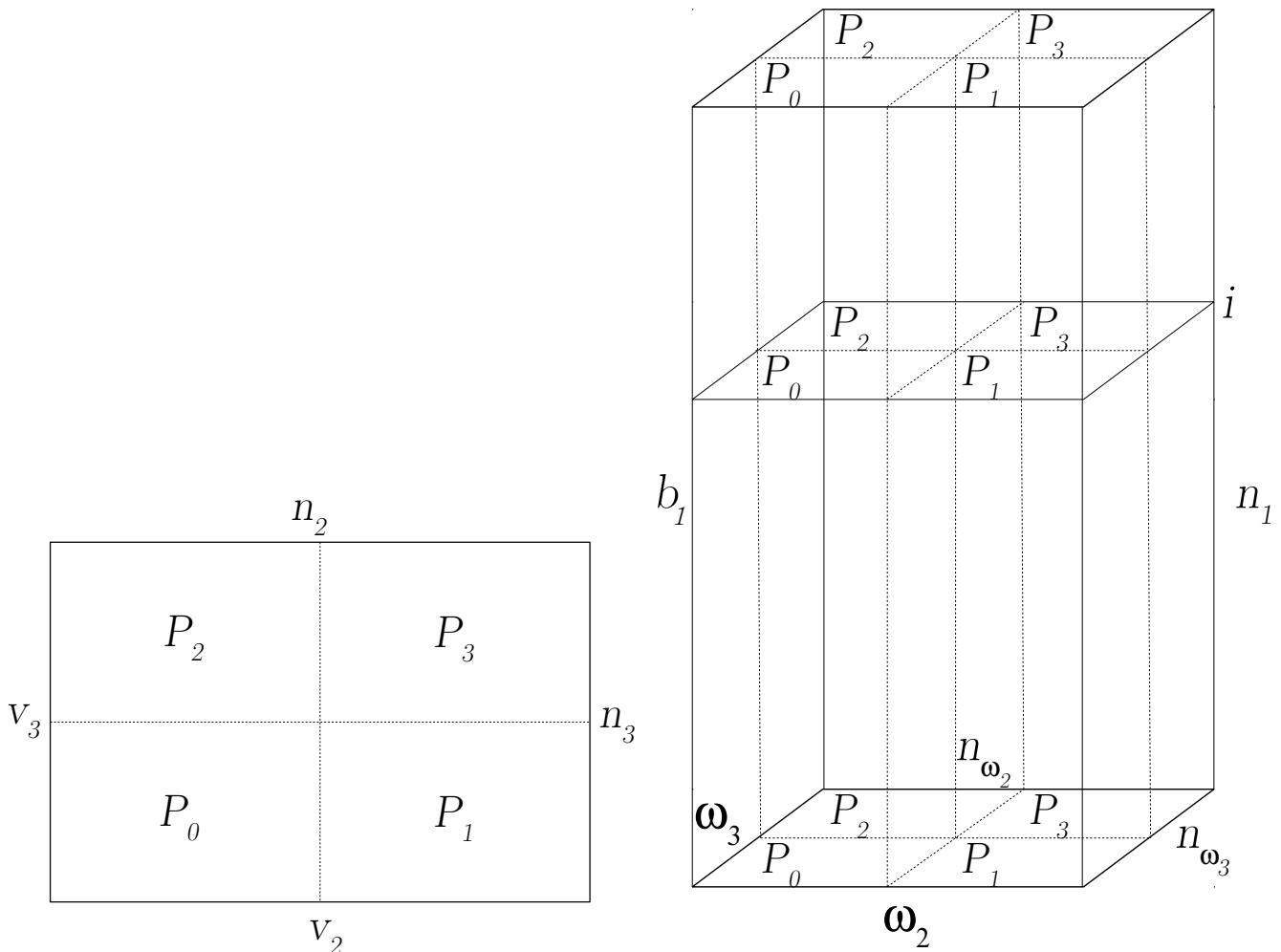


FIG. 1. Illustration of the processor distribution of $\chi_{b_1}(v_2, v_3)$ (left) and of $\tilde{\chi}_{b_1}(\omega_2, \omega_3)$ (right) when using 4 MPI processes. In the left plot, v_2 and v_3 labels the direction in volume space while n_2 and n_3 denotes the number of grid points in those directions. Similarly, in the right plot ω_2, ω_3 labels the frequency space directions and b_1 labels the time direction, while $n_{\omega_2}, n_{\omega_3}$ and n_1 denotes the number of grid points. A slice through the data structure corresponding to a single representative b_{1i} value is illustrated with the horizontal plane labeled i .

process owning a local array (the size has to be the same on all MPI processes) this sum reduction will, for each element of the array, add up the contribution from all MPI processes and place the resulting array on either a single MPI process or alternatively on all MPI processes. Thus, on each MPI process, we allocate a local 2-dimensional array of size $n_{\omega_2} \times n_{\omega_3}$ and initialize it to zero everywhere except for the chunk of frequency values where the MPI process knows the value of $\tilde{\chi}_{b_1}(\omega_2, \omega_3)$. With a call to the `Cactus` local array sum reduction we finally make sure that the result of the sum is communicated to all MPI processes. This is illustrated in Fig. 2.

The numerical evaluation of the integral eq. (2.19) then consists of looping over all grid points (in v_2 and v_3) and for each grid point we have a double loop over the frequency directions (ω_2 and ω_3). In this loop we need 8 floating point operations to evaluate and add the contribution from this frequency pair to the integral eq. (2.19). For analysis purposes we need to evaluate 2 more integrals of this cost and 5 more at half the cost. The half cost integrals are due to the fact that their integrands are given by a real number multiplied one of the previously calculated integrands, leading to only 4 floating point operations. Thus each loop consists of 44 floating point operations with a perfect mix of 22 multiplications and 22 additions.

After the state has been calculated, we then have to calculate various expectation values. These are given by discrete sums over the state itself as well as the other gridfunctions calculated in the integration loop. For these we perform local sums over the patch of the grid owned by each MPI process and again resort to using the `Cactus` local array sum reduction. In order to reduce the communication overhead and latency, we perform the reduction of these analysis quantities at the same time as we prepare the integrands for the next time step as described earlier.

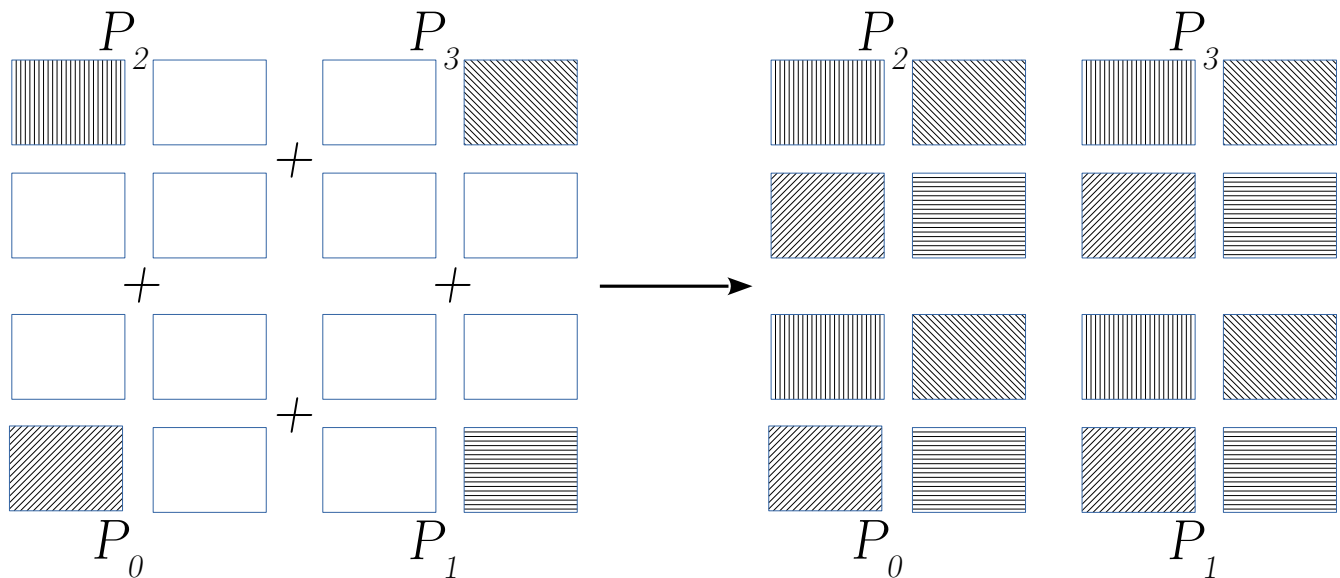


FIG. 2. Plot showing sum reduction used to communicate all frequency information to all MPI processes (for the case of 4 MPI processes). Before the reduction (left side) each MPI process only knows a part of the data (indicated by the different hatched regions) and copies that to the correct location in a temporary array of full size ($n_{\omega_2} \times n_{\omega_3}$) with zeros everywhere else (indicated by blank regions). After the sum reduction (right side) all MPI processes has identical frequency information.

In order to be able to use modern high performance computing (HPC) architectures, we have ported the integration routine to work on both graphical processing units (GPUs) and Intel Xeon Phis (codename Knights Corner). In the first case we use the open accelerators (OpenACC) programming paradigm and in the second case open multiprocessing (OpenMP) with Intel’s offload compiler directives. These programming paradigms are very similar to each other in the sense that you use compiler directives to specify when and what data to transfer to and from the device and to indicate which loop to run in parallel. In both cases we are also able to use the CPUs on the system at the same time. We accomplish this, by splitting the loop into two non-overlapping pieces. One piece is run on the CPU (using OpenMP parallelization to ensure that all CPUs are used) while the other is run on the accelerator (either GPU or Xeon Phi) simultaneously. Since it is not a priori known what the performance of the accelerator is compared to the CPU we have implemented an automatic work distribution scheme in the `Cactus` code. We do this by adjusting, at runtime, the work distribution between the CPU and the accelerator using the number of outer loop iterations to run on the CPU as an optimization parameter. In order to minimize the run time we first need to bracket the minimum of runtime as function of the amount of CPU work. We do this by performing the integration at the first iteration completely on the accelerator (leaving the CPU idle) and measure the time. On the next iteration we do all the work on the CPU (leaving the accelerator idle) and again measure the time. We then do half the work on the CPU and half the work on the accelerator (concurrently) and measure the time. If we have not yet bracketed the minimum in time, we adjust the workload appropriately until we do and then continue with a golden section search [59] for the minimum. This certainly expends a few computational resources initially, but guarantees that we will use all computational resources after a few (order 10) iterations.

The total number of floating point operations in the main computational kernel can be estimated to be

$$N_{\text{fp}} = 44 \times n \times n_2 \times n_3 \times n_{\omega_2} \times n_{\omega_3},$$

where n_2 and n_3 are the number of grid points in the v_2 and v_3 directions and n_{ω_2} and n_{ω_3} are the number of integration points in the frequency domain, n is the number of time steps where we actually evaluate the state. The number 44 comes from the number of floating point operations needed to update all the integrals in the innermost loop. We have also used PAPI (performance accessing hardware interface) for accessing hardware counters to measure the actual number of floating operations generated by the compiler and find good agreement between the measured values and the estimated values, indicating that the compiler does not generate superfluous floating point instructions.

In principle we could evaluate the state at all n_1 possible b_1 values, however this is computationally expensive and not really necessary as long as we have sufficient evaluations to resolve the minima in $\ln(v_2)$ and $\ln(v_3)$. Thus we typically use $n \ll n_1$ and therefore have some freedom in choosing at which of the evenly spaced values of b_1 ($\Delta b_1 = \pi/n_1$) we want to evaluate the state. The easiest choice would be to do the evaluation for every $m = n_1/n$ values of b_1 (i.e. uniform distribution in b_1). However, sometimes the bounce in either v_2 or v_3 happens over a

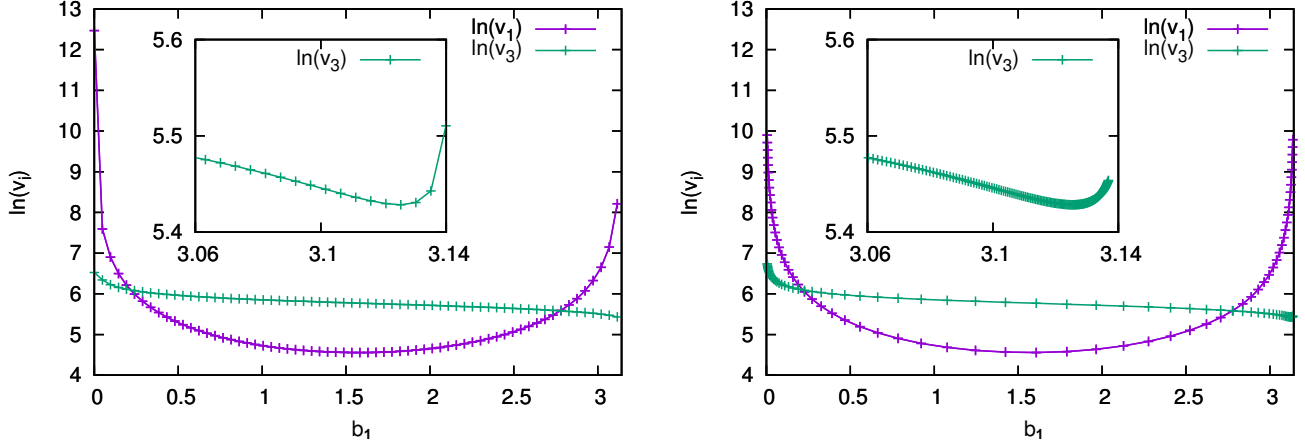


FIG. 3. Both left and right plots show the expectation values of $\widehat{\ln(v_1)}|_{b_1}$ (purple (dark) curve) and $\widehat{\ln(v_3)}|_{b_1}$ (green (light) curve) as functions of b_1 for a case where we only evaluate the state at 1 in every 200 possible values of b_1 and the bounce in v_3 occurs close to $b = \pi$. In both, the main plot only show 1 in every 10 of the b_1 values where the state is evaluated, while the inset (showing a zoom of the bounce in v_3) includes all points.

small range of b_1 -values near $b_1 = \pi$. This is illustrated in the left plot of Figure 3, which shows the expectation values of $\widehat{\ln(v_1)}|_{b_1}$ (purple (dark) curve) and $\widehat{\ln(v_3)}|_{b_1}$ (green (lighter) curve) as functions of b_1 for a simulation with $m = n_1/n = 200$. In the main plot, we only show every 10 values of b for which the state was evaluated, while in the inset we show all values. The inset is a zoom in of the region of b_1 near π where the bounce in v_3 happens. As can be seen, the bounce in v_3 is not very well resolved when uniform sampling is used.

We know that the expectation values of all v_i diverge near both 0 and π . Therefore, if we use a constant spacing in arc-length along the $\ln(v_1)$ versus b_1 curve we will obtain a non-uniform spacing of b_1 values with a significantly higher density of points near 0 and π than at the midpoint of the interval. It turns out that the dependence of $\ln(v_1)$ as function of b_1 can in general be approximated by the function

$$g(b_1) = \ln\left(\frac{1}{\sin b_1}\right) + C,$$

where constant C depends on the physical parameters. As expected, this function has a minimum (corresponding to the bounce in v_1) at $b_1 = \pi/2$ but diverges for $b_1 = 0$ and $b_1 = \pi$. The arc-length distance $S(b_{1(0)}, b_{1(f)})$ along the curve $g(b_1)$ between $b_{1(0)}$ and $b_{1(f)}$ is

$$S(b_{1(0)}, b_{1(f)}) = \int_{b_{1(0)}}^{b_{1(f)}} \sqrt{1 + \left(\frac{dg}{db_1}\right)^2} db_1 = \int_{b_{1(0)}}^{b_{1(f)}} \sqrt{1 + \frac{\cos^2 b_1'}{\sin^2 b_1'}} db_1' = \int_{b_{1(0)}}^{b_{1(f)}} \frac{1}{\sin b_1'} db_1' = \ln\left(\frac{\tan\left(\frac{b_{1(f)}}{2}\right)}{\tan\left(\frac{b_{1(0)}}{2}\right)}\right).$$

This function can be inverted

$$b_1(b_{1(0)}, S) = 2 \tan^{-1} \left[e^S \tan\left(\frac{b_{1(0)}}{2}\right) \right].$$

to give the value of b_1 for a point a given arc-length distance, S , away from the starting point $b_{1(0)}$. We choose our starting point as $b_{1(0)} = \pi/n$ and then calculate the arc-length distance between this point and the mid point, $S_{\text{mid}} = S(\pi/n, \pi/2)$, of the curve. To setup the evaluation points for the first half interval, we set $\Delta S = 2S_{\text{mid}}/(n-1)$ and, for $i = 0, n/2$, we define a list of desired evaluation points $b_{1i} = b_1(b_{1(0)}, (i-1)\Delta S)$. From the points in our equally spaced b_1 -values we then select the $n/2 + 1$ points that are closest to the desired evaluation points. The remaining points are then found by symmetry. Repeating the simulation shown in the left plot of Fig. 3 with this non-uniform choice of b_1 values is shown in the right plot (produced in exactly the same way as the left plot) of Fig. 3. We find that the the bounce in v_3 is very well resolved.

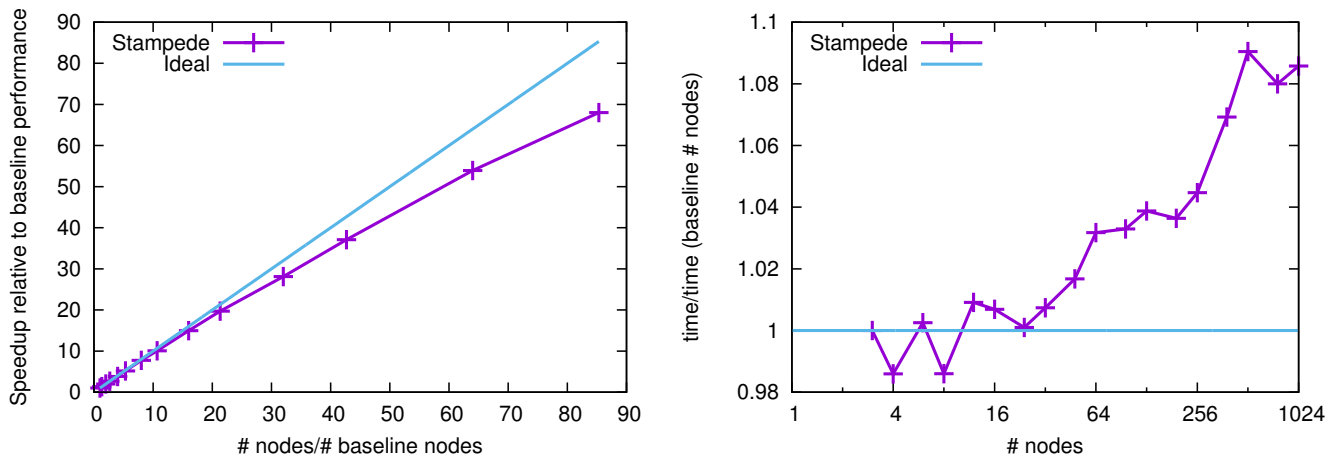


FIG. 4. Strong (left plot) and weak (right plot) scaling for the MPI parallelized `Cactus` code based on timings on the XSEDE resource Stampede. Strong scaling is shown as the time on 3 nodes divided by the time on x nodes (i.e. speedup relative to the performance on 3 nodes) for the same amount of total work. Here the ideal scaling is indicated by the line with slope 1 (doubling the number of nodes should halve the time). Weak scaling is shown as the time on x nodes divided by the time on 3 nodes when the total amount of work per node is kept constant. Here ideal scaling is indicated by the horizontal line with value 1 (it should take the same amount of time to do twice the amount of work on twice the number of processors).

C. Performance and scaling

The computational kernel is vectorized and performs very efficiently on current CPU architectures. We have measured the performance and found that the kernel performs at about 60% of theoretical peak on a single core and at about 50% of peak on a 16 core shared memory node using OpenMP parallelization (there is probably a bit of memory contention as well as OpenMP parallelization overhead). The performance on a Nvidia Tesla K20X GPU is about 25-30% of peak and on the Intel Xeon Phi about 15-20%. The lower performance on the Xeon Phi compared to a Intel CPU is caused by a larger number of Level 1 data cache misses. This is due to the fact that on the Xeon Phi we get the best performance when running 2 threads or more per core (at least 2 is required in order to keep the floating point units busy) and each physical core has the same level 1 data cache as an Intel CPU core. Thus on the CPU, each thread has sole access to the full 32 KB level 1 data cache, while on the Xeon Phi multiple threads (in fact we obtain the best performance when using 4 threads per core) share the 32 KB level 1 data cache. We have experimented with different schemes for blocking for better cache uses, but have not yet found any scheme that leads to improved performance.

In Fig. 4 we show the strong and weak scaling as measured on the XSEDE resource Stampede. Here we used the full nodes (16 CPU cores and 1 Intel Xeon Phi accelerator card).

For the strong scaling results we used representative values $n_2 = n_3 = 8192$ and $n_{\omega_2} = n_{\omega_3} = 256$. However, $n_1 = 16384$ was chosen to be much smaller than the value that would be used in production runs, in order for the job to fit in memory on 3 nodes. The strong scaling plot (left plot) obtained at the XSEDE resource Stampede shows the speedup relative to the performance on 3 nodes as a function of the number of nodes used divided by 3. The timings are based on the total wall time as reported by `Cactus` timers (including startup, initialization and evolution). As the total amount of work is kept constant, ideal scaling is a straight line with slope 1. As we increase the number of nodes from 3 to 256 (from 48 cores and 3 Xeon Phis to 4096 cores and 256 Xeon Phis) the code runs 68 times faster. Ideal scaling would result in a speed up of 85.33. This is very good strong scaling.

For the weak scaling results, the parameters for the 3 node baseline run were $n_2 = 1024$, $n_3 = 1536$, $n_{\omega_2} = n_{\omega_3} = 256$ and $n_1 = 16384$ (again n was chosen so that the job would fit on 3 nodes). As the number of nodes was increased the grid size (n_2 and n_3) was increased proportionally with all other parameters kept the same. Thus in each case, every node got assigned a piece of the grid of size 1024×512 and at 1024 nodes we used $n_2 = 16384$ and $n_3 = 32768$. In this case ideal scaling should result in constant runtime, independent of the number of nodes, i.e. a horizontal line with value 1. As can be seen from the right plot in Fig. 4, when increasing the node count from 3 to 1024 (a factor of 341.33) the code slows down by less than 10%. The largest weak scaling job used 16,384 CPUs and 1024 Xeon Phis. Users of Stampede can only get access to this queue (the normal queue tops out at 256 nodes) after providing evidence of being able to run at scale. Thus we are able to run with less than 10% loss of efficiency when running on the largest number of nodes available to jobs in a standard queue (even larger jobs can run upon special request).

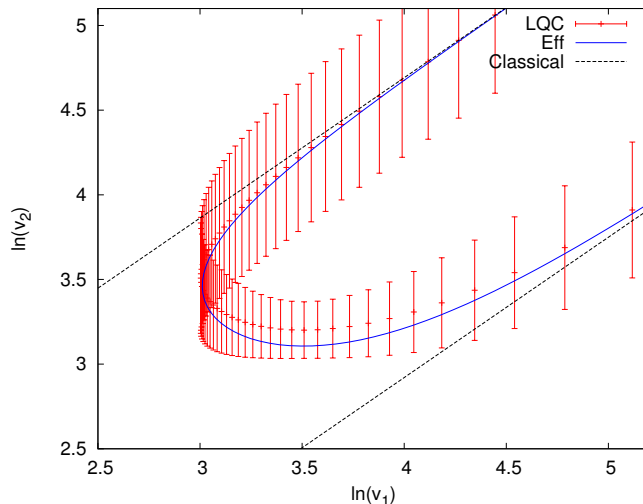


FIG. 5. This plot shows a typical singularity resolution in the relational dynamics where the expectation values along with dispersion of $\ln(\widehat{v_2})|_{b_1}$ are plotted versus those of $\ln(\widehat{v_1})|_{b_1}$. The effective dynamics provides a good approximation throughout the evolution. For comparison, the singular and disjoint classical solutions are also shown to which the quantum expectation values asymptote at small spacetime curvature. The state parameters are $\omega_2^* = 100$ with $\sigma_2 = 14$, and $\omega_3^* = 1000$ with $\sigma_3 = 40$.

IV. RESULTS

Using the **Cactus** implementation discussed in Sec. III, more than a hundred simulations were performed for different initial conditions corresponding to various choices of ω_2^* and σ_2 . Due to the richness of presence of various dimensions and parameters, a variety of parameters can be changed at once. We focused our analysis on keeping all but few parameters fixed. The reason for this is tied to the underlying symmetry in the Hamiltonian constraint, where three directions are on equivalent footing and only the difference of ω_i 's matters. In order to extract and understand various physical results in the following the value of ω_3^* was fixed to $\omega_3^* = 1000$ with $\sigma_3 = 40$. The value of ω_1 was determined using the Hamiltonian constraint. Further, the phases β_2 and β_3 are fixed to 0.1.

In the following we first demonstrate the resolution of singularity for some states, the agreement with the classical theory at large volumes and the way effective dynamics provides an excellent approximation for such states. This is followed by discussing the evidence of departure between the quantum theory and effective dynamics in Sec. IVB. These departures are studied and quantified using different parameters in Sec. IVC. In Sec. IVD, we apply the results of numerical computation of expectation values to estimate the expansion and shear scalars in this spacetime.

A. Singularity resolution

For all the simulations carried out in our analysis, classical singularity is found to be resolved in the quantum theory. The classical big bang singularity is replaced by non-singular evolution of volumes v_i in time b_1 . The approach to singularity in the classical theory for the vacuum Bianchi-I spacetime is not point like as in the isotropic models, but is a cigar like. The initial conditions in the anisotropic evolution are such that two of the directional scale factors bounce and the third undergoes a recollapse. Results from a representative simulation are shown in Fig. 5, where we have plotted relational observables $\ln(v_2)$ versus $\ln(v_1)$ in the quantum theory, effective dynamics and classical theory. Let us first focus on the expectation values of quantum operators and compare them to the classical solutions. We find that starting from the upper classical branch, where initial conditions for the quantum evolution are given at the large volumes the classical and quantum curves agree for a certain period. As the classical curve approaches singularity, there is a departure between the classical and quantum theory. The classical curve continues evolution to the singularity whereas the quantum dynamics results in a non-singular turnaround. After the bounce, when the volume become large in the subsequent evolution the quantum curve again approximates a classical solution. The upper and lower classical solutions are disjoint and singular, which are bridged by the quantum theory.

Now let us analyze the effective dynamics trajectory in relation to the quantum expectation values for the above simulation. The trajectory obtained from the effective Hamiltonian constraint provides a very good approximation to

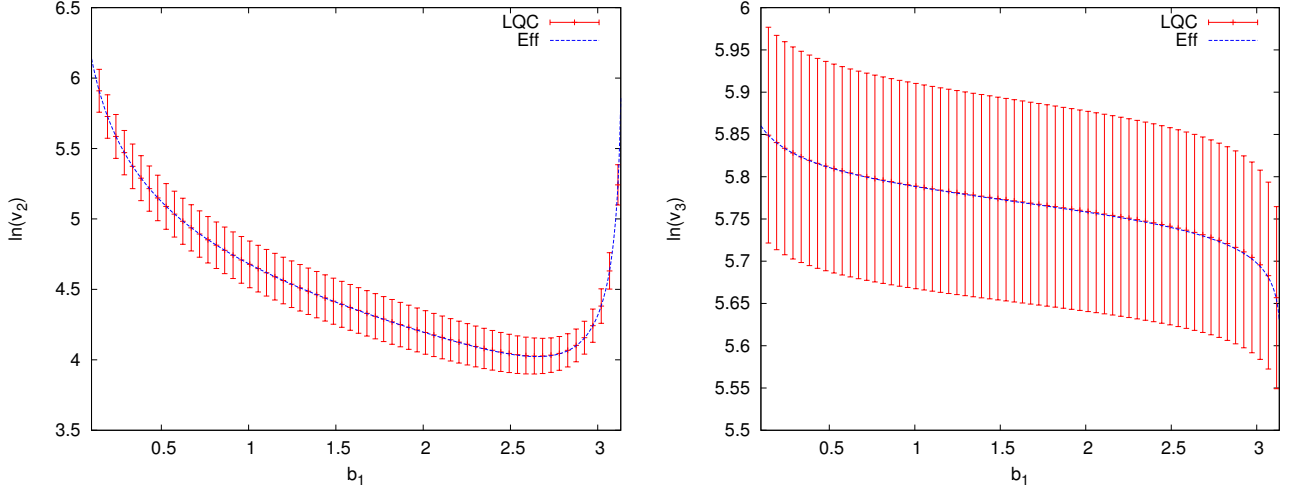


FIG. 6. Evolution of expectation values of $\widehat{\ln(v_2)}|_{b_1}$ and $\widehat{\ln(v_3)}|_{b_1}$ versus b_1 is shown. Parameters are $\omega_2^* = 250$ with $\sigma_2 = 45$, and $\omega_3^* = 1000$ with $\sigma_3 = 40$. As can be seen, the effective dynamics is in excellent agreement with the quantum dynamics.

the quantum dynamics. As one can see, the effective dynamical trajectory remains close to the mean value obtained from the quantum dynamics. (For larger values of ω_2^* the agreement turns out to be far more accurate). Note that the anisotropic shear is preserved at very early times and late times in the effective dynamics agreeing respectively with the initial and the final value of the anisotropy in the classical solution. However the behavior of directional scale factors changes after their bounces, while preserving the anisotropic shear. For this reason, the effective dynamics trajectory (and quantum dynamics) show an asymmetric bounce in the sense that the classical solution matched to quantum dynamics before the bounce is different from after the bounce. Such a behavior has been confirmed in various anisotropic spacetimes in LQC [33, 37, 40, 41, 44–47, 60–62]. Let us also note that the quantum dispersions remain bounded throughout the evolution and take smaller values near the bounce. A sharply peaked state chosen at initial times, retains its features throughout the evolution.

Results from another simulation are shown in Fig. 6. We have plotted the behavior of expectation values of relational observables $\widehat{\ln(v_2)}|_{b_1}$ and $\widehat{\ln(v_3)}|_{b_1}$ in relational time b_1 . Singularity resolution is evident in these plots which show a non-singular bounce for $\ln(v_2)$ and a smooth evolution for $\ln(v_3)$. In comparison to the simulation in

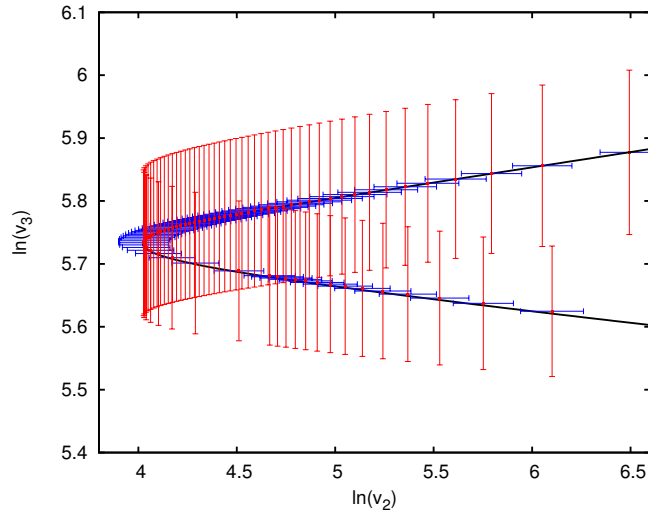


FIG. 7. This plot shows the relational observables corresponding to $\ln(v_3)$ and $\ln(v_2)$ in the quantum theory and their behavior in effective dynamics (shown by the solid curve). Parameters are same as in Fig. 6. Dispersions for both the observables are shown.

Fig. 5, the effective dynamics provides a far more accurate approximation to the underlying quantum dynamics. In fact, the effective trajectory sits on the mean value of the quantum curve at all the times for both the relational observables shown in this figure. For the same simulation, we have also plotted the behavior of expectation values of $\widehat{\ln(v_3)}|_{b_1}$ versus those of $\widehat{\ln(v_2)}|_{b_1}$ in Fig. 7. The non-singular bounce of $\ln(v_3)$ with respect to $\ln(v_2)$ can be seen. Not surprisingly, as in Fig. 6, the effective trajectory (shown by the solid curve) agrees with the quantum dynamics extremely well at all the scales. The precise agreement between the effective dynamics and the quantum theory is found to be true for all sharply peaked initial states with larger values of ω_2^* (for the same value of ω_3^*). This seems to imply a validity of effective dynamics at least for large values of ω_2^* when ω_3^* is fixed to be large. However, does this conclusion change when smaller values of ω_2^* are considered? We answer this in the following.

B. Evidence of departure of effective dynamics from quantum theory

It is evident from Figs. 5 and 6 that decreasing ω_2^* for the same value of ω_3^* causes a slight departure between the quantum theory and the effective dynamics. The effective trajectory for $\omega_2^* = 100$ case is such that it predicts bounce at a smaller value of $\ln(v_2)$ and $\ln(v_1)$ in comparison to the one for $\omega_2^* = 250$. The same can be seen to be true if we plot $\ln(v_3)$ versus $\ln(v_2)$. In Fig. 8, a slight departure between the quantum dynamics and effective trajectory (shown by the solid curve) is clearly visible, which is absent for the case of Fig. 7. Comparing these two figures, we find that the effective theory predicts smaller bounce volume than the mean value obtained from the quantum dynamics for smaller ω_2^* . It is to be noted that the slight departure from the quantum theory is more significant in the bounce regime. Away from the bounce regime, the agreement of the effective theory with the quantum dynamics is excellent for the simulation in Fig. 8 as is the case for the simulation in Fig. 7.

To understand the above trend, we performed various simulations for the smaller values of ω_2^* keeping rest of the parameters fixed. An example of such a simulation is shown in Fig. 9 for $\omega_2^* = 50$. In comparison to the simulations in Figs. 7 and 8, the quantum state probes deeper Planck regime. This plot of expectation values of $\widehat{\ln(v_3)}|_{b_1}$ and $\widehat{\ln(v_2)}|_{b_1}$ clearly shows that there is an increased departure of the effective dynamics from the quantum dynamics in this case. Though the effective curve is still within the dispersions of the relational observables, it underestimates the bounce volume in the quantum theory significantly. This implies that bounce in the quantum theory occurs at smaller spacetime curvature than is estimated from the effective dynamics. Two things are notable in this simulation. First that even though for the effective dynamics there are departures from the quantum theory in the bounce regime, away from the bounce regime effective dynamics is an excellent agreement with the quantum theory. Further, for this particular state, fluctuations are quite high. (As in the Fig. 8, in this figure the dispersion in $\widehat{\ln(v_3)}|_{b_1}$ is divided by

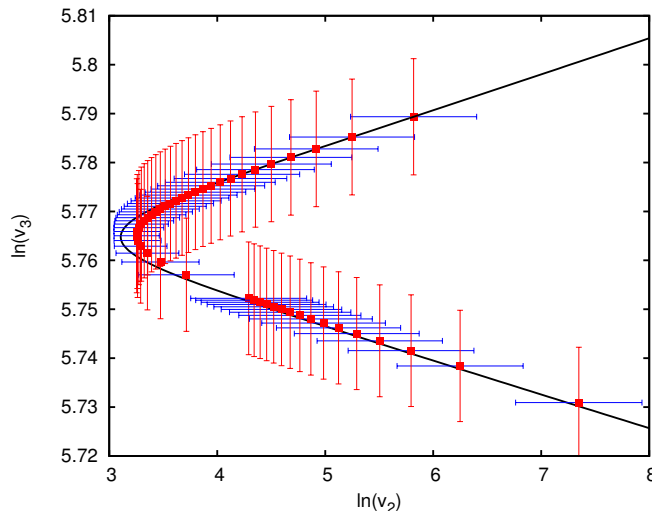


FIG. 8. The plot shows the case of $\omega_2^* = 100$ with $\sigma_2 = 11$, for $\omega_3^* = 1000$ with $\sigma_3 = 40$. The agreement of the effective dynamics with quantum theory is good, but not as good as in Fig. 7. For a better visual distinction from the effective theory, quantum expectation values are denoted by thick (red) points. The dispersion in expectation values of $\widehat{\ln(v_3)}|_{b_1}$ is divided by 10 to fit in the figure.

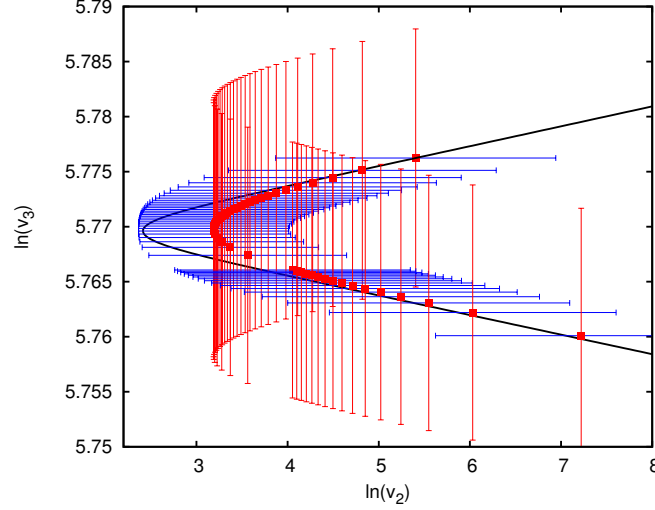


FIG. 9. The expectation values for the relational observables for $\ln(v_3)$ and $\ln(v_2)$ are compared with the effective trajectory (solid curve). The parameters are $\omega_2^* = 50$ with $\sigma_2 = 4$, and other parameters remaining same as in Fig. 8.

10 for a better visualization). This simulation confirms that the bounce occurs for states which are not necessarily sharply peaked. As in the previous cases, fluctuations remain bounded throughout the evolution and become smaller in the bounce regime.

Let us now consider the case of one of the extreme cases studied in our analysis, shown in Fig. 10. In this one of most computationally expensive simulation, we have considered $\omega_2^* = 30$. This state probes the deepest possible quantum regime in our analysis, and confirms the expectations from Fig. 9. The effective dynamics has a significant departure from the mean values in the quantum theory in the bounce regime. Away from the bounce regime, the effective dynamics again provides a good approximation to the quantum dynamics. The fluctuations for this simulation are quite high, and the dispersions in the expectation value of $\ln(v_3)|_{b_1}$ are divided by 50 to fit in the figure. Nevertheless, effective trajectory always lies within the dispersions of the observables. As in the case of the other simulations showing departures from quantum dynamics, effective theory underestimates the volume at the bounce. For the same

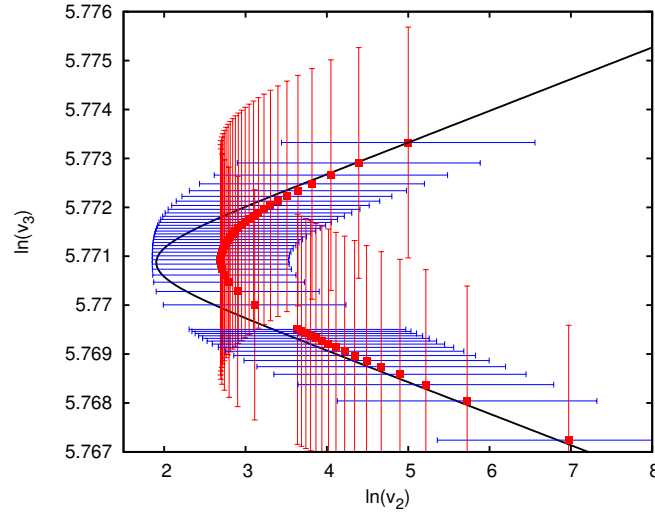


FIG. 10. This plot shows the results from the simulation for $\omega_2^* = 30$ with $\sigma_2 = 4$ (right plot). In contrast to simulations in Fig. 8, effective dynamics (solid black curve) is not a good approximation to the quantum dynamics (thick red dots), especially in the bounce regime.

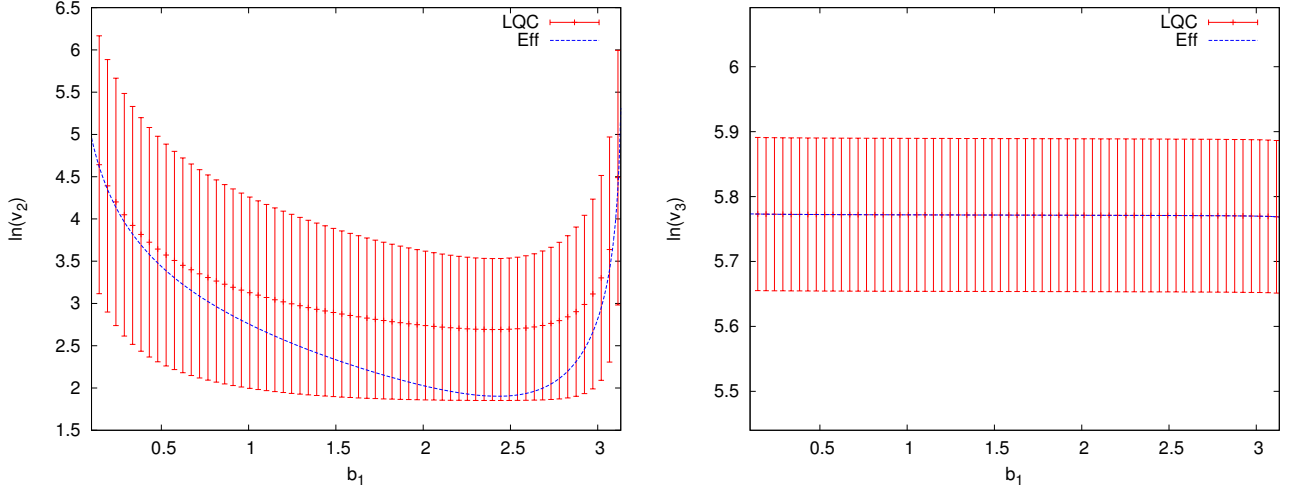


FIG. 11. The behavior of expectation values of relational observables $\widehat{\ln(v_2)}|_{b_1}$ and $\widehat{\ln(v_3)}|_{b_1}$ is shown for $\omega_2^* = 30$ with $\sigma_2 = 4$. Here $\omega_2^* = 1000$ with $\sigma_2 = 40$. In contrast to the simulation in Fig. 6, we see significant departures between the effective and the quantum trajectories. Other parameter values are same as in Fig. 6. Effective dynamics predicts smaller bounce volumes than the mean values of the observables in the quantum theory.

simulation, we have plotted in Fig. 11 the behavior of expectation values of $\widehat{\ln(v_2)}|_{b_1}$ and $\widehat{\ln(v_3)}|_{b_1}$ in time b_1 . Various features become clear from this plot which shows a non-singular evolution of the above relational observables in time. In contrast to the simulation for $\omega_2^* = 250$ in Fig. 6, there is a significant departure of effective dynamical trajectory from the quantum theory for the relational observable $\ln(v_2)$. In case of the $\ln(v_3)$ the results do not change and there is little departure between the quantum theory and effective dynamics. This is not surprising because the difference between the two simulations is only in the values of ω_2^* . As we can see, the effective trajectory is almost at the values of maximum dispersion for $\widehat{\ln(v_2)}|_{b_1}$ in the bounce regime. Further, the bounce time in the case of effective and quantum dynamics is visibly different in this simulation, which is not the case for the simulation in Fig. 6.

These simulations indicate that states with different ω_2^* which have same value of ω_3^* , the departure between quantum theory and effective dynamics increases as ω_2^* is decreased. Of course with limited simulations discussed so far, it is difficult to find any subtle features in this relationship. However, some things become concretely clear. States which probe deep Planck regime bounce at volumes greater than those predicted by the effective theory. Such states also have larger fluctuations. And in a way these fluctuations help in quantum repulsiveness causing bounces to occur at smaller spacetime curvature than one would expect from the effective dynamics. The situation is in harmony to the results earlier obtained for the isotropic model in LQC [24, 25]. There it was shown that states which bounce closer to the classical big bang singularity provide largest departures between quantum theory and effective dynamics. As in the present analysis, the effective dynamics overestimates the spacetime curvature at the quantum bounce.

Thus, we have so far established that irrespective of the value of ω_2^* , singularity resolution occurs. For states with very small ω_2^* there are departures between quantum theory and effective dynamics. For reasonable values of ω_2^* , effective dynamics provides an excellent approximation to the quantum theory. In the following we quantify the departure between the quantum theory and effective dynamics for various simulations performed in our analysis.

C. Departure of effective dynamics from quantum theory: quantitative aspects

For the simulations discussed so far we have found that as ω_2^* is decreased keeping ω_3^* fixed then the departure between the effective dynamics and quantum theory seems to increase. This departure appears to be maximum near the bounce. In order to understand the way this departure depends on various parameters, we focus on just one relational observable which is expectation values of $\widehat{\ln(v_2)}|_{b_1}$. To extract the departure we find the difference between the expectation value of this observable at the bounce in the quantum theory and its analog value in the effective dynamics. This difference, for sharply peaked states, is a measure of the relative difference in the bounce volume in the quantum theory and effective dynamics. We understand the dependence of this departure on the following parameters: (i) the value of ω_2^* for different values of absolute fluctuation σ_2 , (ii) the value of σ_2 for various values of

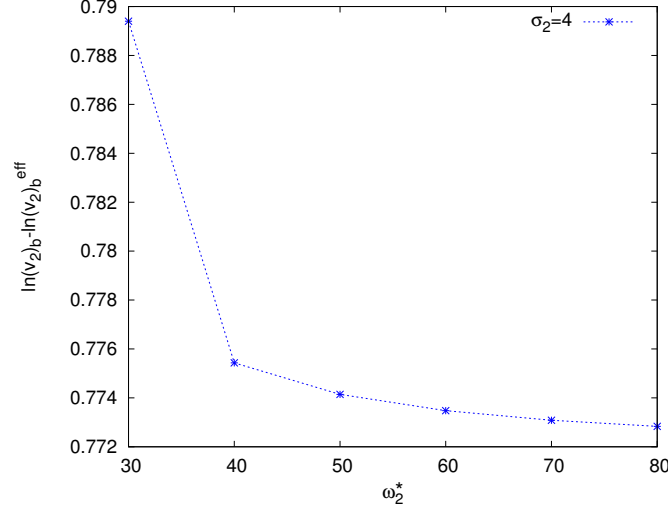


FIG. 12. The plot shows the difference in the value of relational observable corresponding to $\ln(v_2)$ at the bounce in the quantum theory and the same in the effective dynamics as a function of ω_2 for $\sigma_2 = 4$.

ω_2^* , (iii) the relative fluctuation in ω_2^* , given by σ_2/ω_2^* , and (iv) the dispersion in the relational observable $\widehat{\ln(v_2)}|_{b_1}$.

Continuing with our findings in Sec. IVB, let us analyze the departure between the quantum theory and the effective dynamics by studying the way it changes when ω_2^* is changed. We keep the absolute fluctuation σ_2 and all other parameters including ω_3^* fixed. Note that for any given value of σ_2 , it is possible to explore only a limited range of ω_2^* . In Fig. 12, we have shown the variation of this difference for the case of $\sigma_2 = 4$. In this range of simulations from $\omega_2^* = 30$ till $\omega_2^* = 80$ for $\omega_3^* = 1000$, we find that the departure between the quantum theory and effective theory slowly increases as ω_2^* is decreased till $\omega_2^* = 50$, but the departure quickly increases at around $\omega_2^* = 40$ and becomes much larger at $\omega_2^* = 30$. Another set of simulations, this time for $\sigma_2 = 5$ are shown in Fig. 13. The range of ω_2^* in these simulations is similar. We find that for the values greater than or equal to $\omega_2^* = 50$, the departure between the effective theory and quantum dynamics approximately increases slowly. For smaller values of ω_2^* there is a rapid increase with the largest value of departure at the smallest ω_2^* probed in this set of simulations. Figs. 12 and 13 thus show that the largest departure between the effective dynamics and quantum theory appears at smallest value of ω_2^* . For other values of ω_2^* , both sets of simulations show an almost monotonic increase in the value of departure as ω_2^* is

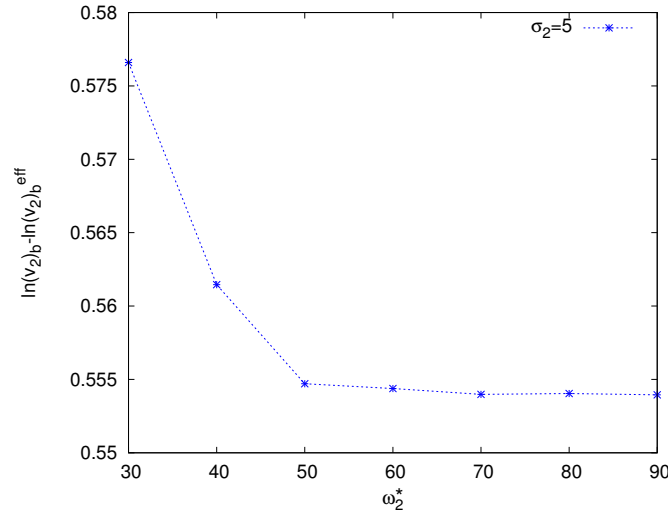


FIG. 13. Difference between the expectation values of $\widehat{\ln(v_2)}|_{b_1}$, and $\ln(v_2)$ in effective theory at the bounce is shown for different values of ω_2 for $\sigma_2 = 5$.

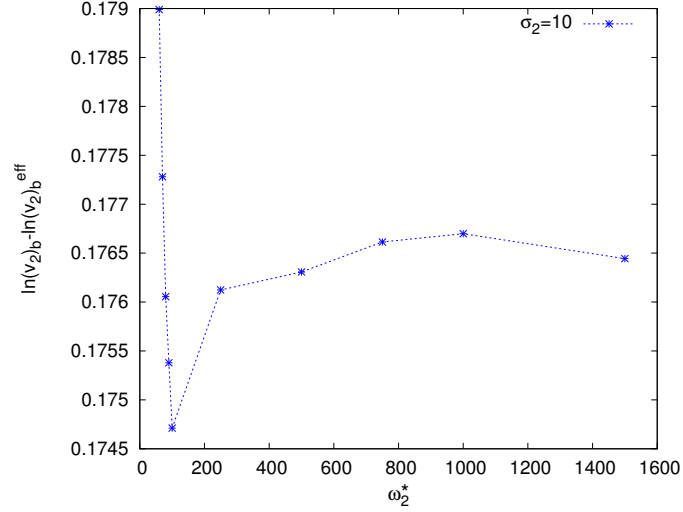


FIG. 14. The expectation values of $\widehat{\ln(v_2)_b |_{b1}}$ at bounce are compared with their counterpart in the effective theory. The value of $\sigma_2 = 10$ is chosen for different values of ω_2 .

decreased.

The above monotonic behavior is not found to hold for simulations with a larger range of ω_2^* which allow a larger value of σ_2 . One such set of simulations is shown in Fig. 14, where ω_2^* ranges from 60 till 1500. Some distinguishing features are evident in comparison to Figs. 12 and 13. Unlike the simulations in the latter figures, for the larger values of ω_2^* there is no slight increase in departure between quantum and effective dynamics as ω_2^* is decreased. Rather, we find the departure to increase and then decrease. Interestingly, the departure rapidly decreases below $\omega_2^* = 250$, becomes minimum at $\omega_2^* = 100$, and then very rapidly increases monotonically. Such an overall non-monotonic behavior which is in striking contrast to simulations for $\sigma_2 = 4$ and $\sigma_2 = 5$ was also seen for other simulations in a similar range of ω_2^* for different values of σ_2 . Nevertheless, in agreement with above sets of simulations we always found that irrespective of the choice of σ_2 , the departure between the quantum and effective dynamics increases when ω_2^* is decreased for smaller values of ω_2^* . These simulations show that it is not guaranteed that an increase in the value of ω_2^* , increases the agreement between the quantum theory and effective dynamics.

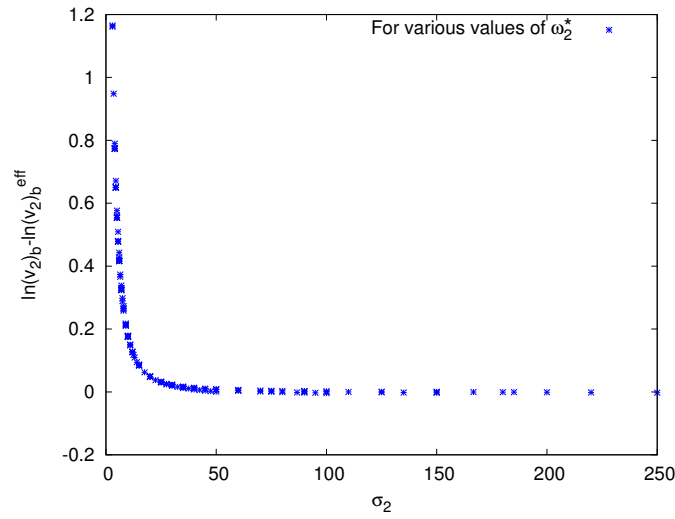


FIG. 15. Variation of the difference between the expectation values of $\widehat{\ln(v_2)_b |_{b1}}$ and corresponding values in the effective theory at the bounce is plotted versus σ_2 for various values of ω_2 .

Though the departure between the quantum theory and effective dynamics does not show a monotonic variation for all values of ω_2^* , interestingly a monotonic variation is found for the dependence on the fluctuation σ_2 . In Fig. 15, we plot the departure between the quantum and effective dynamics at the bounce versus σ_2 for all values of ω_2^* . For larger values of σ_2 , there is a little variation in the difference between the quantum and effective dynamics as σ_2 is varied. Between $\sigma_2 = 50$ till $\sigma_2 = 250$ there is only a little increase as ω_2^* is decreased. For large values of σ_2 , the difference between the quantum and effective dynamics vanishes. For very large value of σ_2 we find some evidence that the bounce volume for $\ln(\widehat{v_2})|_{b_1}$ in the quantum theory is smaller than the one in the effective theory. On the other hand, we find that for σ_2 smaller than 15 there is a significantly large increase in departure between the values of $\ln(v_2)$ at the bounce in quantum and effective dynamics. As the absolute fluctuation in ω_2^* decreases to small values, the departure becomes very large. Thus, the agreement between the effective dynamics with the quantum theory is not sensitive to the value of σ_2 for large values of σ_2 , it is extremely sensitive for small values of σ_2 .

The variation of the difference between the predicted bounce volume in the effective dynamics and the expectation value in the quantum theory is again found to be monotonic when plotted with respect to the relative fluctuation in ω_2^* . In Fig. 16 we show results from various simulations for all the $\omega_2^* \geq 250$. We find that as relative dispersion σ_2/ω_2^* increases, the effective dynamics becomes a less accurate approximation of the quantum theory. For larger values of ω_2^* , for small relative fluctuations there is a significant increase in the departure between the bounce volumes in quantum theory and effective dynamics. For smaller values of ω_2^* the change in variation of the difference between quantum and effective dynamics results is not so sharp. As the value of σ_2/ω_2^* becomes very large, the departure between the quantum and effective theory vanishes. In the same regime, curves corresponding to different values of ω_2^* intersect each other. As in the case of Fig. 15, we find that difference between the logarithm of the directional volume v_2 at the bounce in quantum theory with the one in the effective theory becomes negative for some simulations in the regime of very large dispersions. Hence for almost all the simulations, effective theory underestimates the directional volume at the bounce but for a few simulations the situation is reversed.

In Fig. 17, various simulations for the smaller values of ω_2^* are plotted versus σ_2/ω_2^* . The behavior of the difference between the value at the bounce of the relational observable for $\ln(v_2)$ in the quantum theory and its analog in the effective dynamics follows the trend we found for states with larger ω_2^* . At larger values of σ_2/ω_2^* , the departure is smaller irrespective of the value of ω_2^* . As the value of relative fluctuation decreases, the difference between the quantum and effective dynamics increases. This increase is rapid for smaller values of σ_2/ω_2^* . Due to the large spreads associated with these states, it is difficult to explore a much wider range of parameter space. For this reason the intersection of the curves as seen for the case of larger ω_2^* is not yet visible in the plot. Note that in comparison to the simulations for larger ω_2^* , the difference between quantum and effective dynamics is already more significant even for this range of parameters. We expect this difference to further increase substantially for further smaller values of relative fluctuations in ω_2^* .

Another useful parameter to understand the departure between the quantum theory and the effective dynamics is

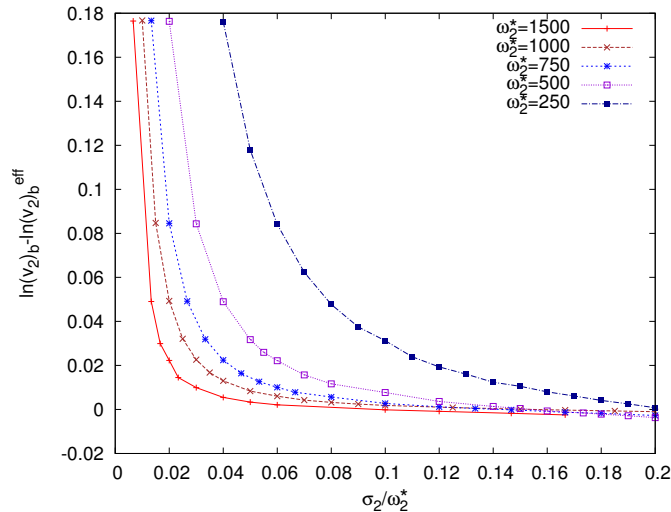


FIG. 16. Variation of the departure of the effective dynamics from quantum theory versus relative dispersion in ω_2 is shown for $\ln(v_2)$ at the bounce. Various simulations for $\omega_2^* \geq 250$ are shown.

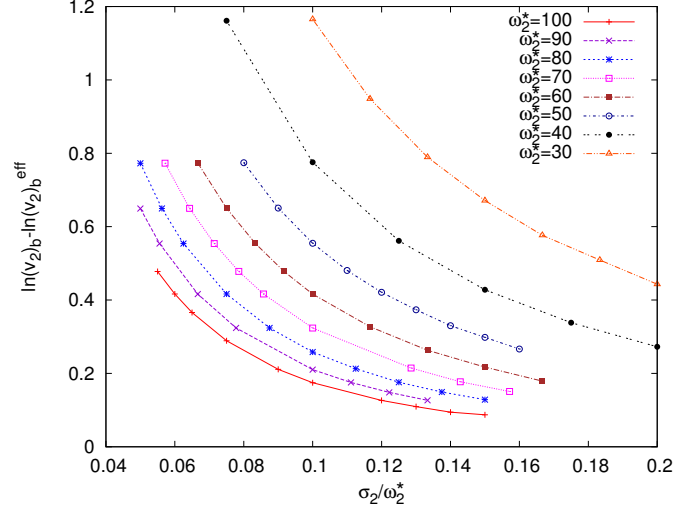


FIG. 17. Difference between the values of $\ln(v_2)$ in effective theory at the bounce and the value determined from the expectation values of $\ln(\widehat{v_2})_{b_1}$ in LQC are shown with respect to σ_2/ω_2^* . Various simulations for lower values of ω_2^* ($\omega_2^* \leq 100$) are shown.

the relative difference in the value of observable $\ln(v_2)$. In Fig. 18, we plot this difference with respect to the relative fluctuation σ_2/ω_2^* for all the values of the ω_2^* . For larger values of ω_2^* we find that the relative difference in bounce volume is smaller and approaches zero quickly as the relative fluctuation σ_2/ω_2^* increases. On the other hand, for simulations with $\omega_2^* \lesssim 100$, the relative difference is significantly larger. It decreases as the relative fluctuation in ω_2^* increases but can remain substantial even for the largest studied relative fluctuation σ_2/ω_2^* in our simulations. For the simulation corresponding to $\omega_2^* = 30$, the relative difference is approximately 50% at the largest studied value of relative fluctuation. This plot suggests that for different values of ω_2^* there is some sort of attractor behavior. For larger values of relative fluctuation in ω_2^* , the relative difference in logarithm of bounce volume vanishes. One can similarly study behavior of the latter parameter when versus the fluctuations σ_2 . However, such a plot results in a very similar curve as in Fig. 15 whose implications are already discussed above.

So far we have investigated the relationship between the departure of effective dynamics from quantum theory for the bounce volume in $\ln(v_2)$ in terms of ω_2^* and its fluctuations. We now study the way this departure depends on the

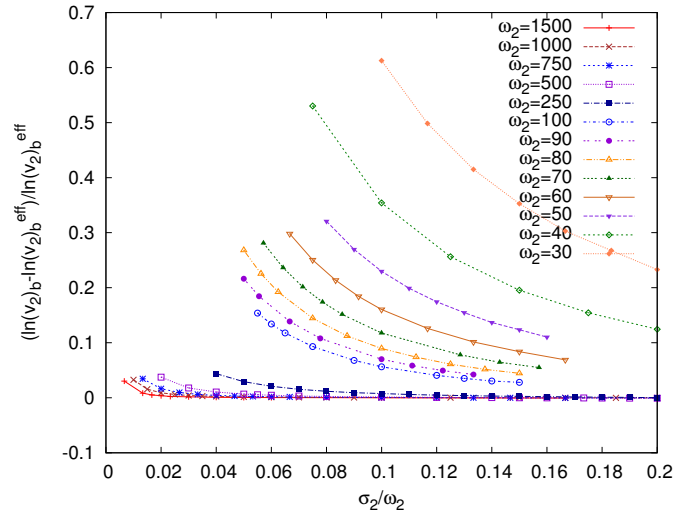


FIG. 18. Variation of the relative difference in $\ln(v_2)$ at the bounce for the quantum theory and effective dynamics is plotted versus the relative dispersion in ω_2 .

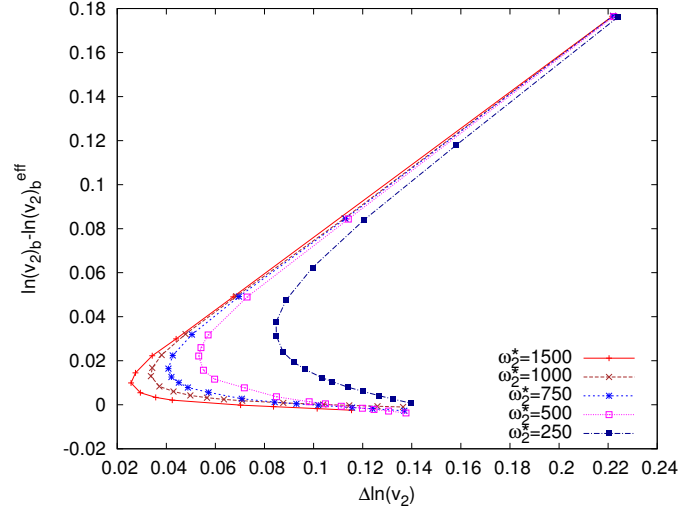


FIG. 19. The plot shows the way the difference of the bounce volume in quantum and effective dynamics changes with respect to ω_2^* . A turnaround and a non-monotonic behavior is present for each value of ω_2^* .

fluctuations in the expectation values of $\widehat{\ln(v_2)|_{b_1}}$. This is a measure of the relative fluctuation in the corresponding volume observable. In Fig. 19, we have plotted results from various simulations for $\omega_2^* \geq 250$. We find an interesting behavior that the departure of the effective theory from quantum dynamics decreases as the dispersion in $\widehat{\ln(v_2)|_{b_1}}$ decreases but this trend stops below a certain value of dispersion which is determined by the value of ω_2^* . This corresponds to a turnaround in the behavior of the departure between the quantum and effective dynamics. Below this turnaround, the departure from quantum dynamics only decreases on increasing the dispersion $\Delta \ln(v_2)|_{b_1}$ of the state. Note that the part of the curves at the top right of the turnaround correspond to smaller values of fluctuations in ω_2^* , where as the bottom right part corresponds to larger fluctuations in ω_2^* . Noting this, the above behavior can then be restated as follows. As the dispersion in the relational observable corresponding to $\ln(v_2)$ decreases to a certain value, the departure of the effective dynamics from quantum dynamics can increase or decrease depending on whether the state corresponds to data points approaching the turnaround in curves in Fig. 19 from bottom (larger dispersions in ω_2^*) or from top (smaller dispersions in ω_2^*). We find that for any given value of ω_2^* there is a minimum

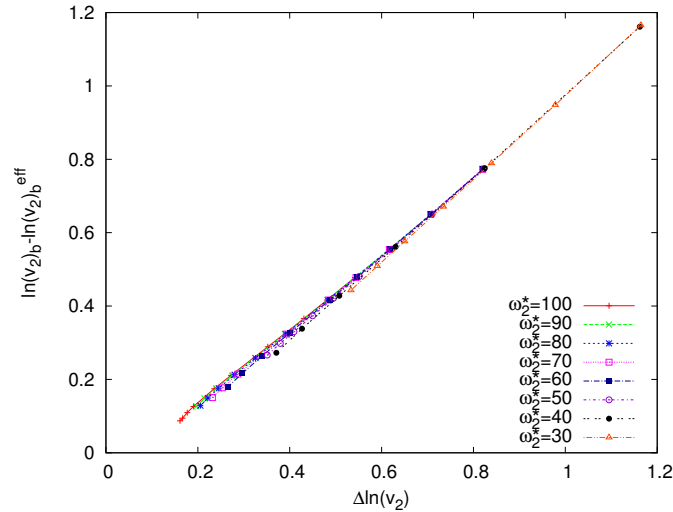


FIG. 20. Departure between the expectation values of $\widehat{\ln(v_2)|_{b_1}}$ and corresponding values in the effective theory at the bounce is plotted versus absolute dispersion of the former. Various simulations for ω_2^* between 30 and 100 are shown.

allowed value of $\Delta \ln(v_2)_{b_1}$. This non-monotonic behavior is found for all value of ω_2^* . The turnaround point in the behavior of the difference between quantum and effective dynamics occurs follows an inverse relationship between the value of ω_2^* and $\Delta \ln(v_2)_{b_1}$. For larger values of ω_2^* , the turnaround of the behavior of difference occurs at smaller values of dispersion. Finally, let us note that as in the case Figs. 15 and 16, we find that for some simulations the difference between bounce volume in quantum and effective theory becomes negative. This occurs in the regime where different curves converge and intersect.

In Fig. 20 we study the dependence of the departure between quantum and effective dynamics on dispersion in expectation values of $\widehat{\ln(v_2)}_{|b_1}$ for smaller values of ω_2^* . The behavior of the curves captures the characteristics of the curves at the top right part in Fig. 19. It is to be noted that the simulations on the bottom right part of the curves in Fig. 19 are computationally most demanding, especially for smaller values of ω_2^* . Only for this reason, the non-monotonic behavior in the difference of quantum and effective dynamics in relation to dispersion in volume is not visible in Fig. 20. Given the extraordinary similarity of the properties of curves in this figure for smallest values of departures between quantum and effective dynamics, and the behavior near turnaround in Fig. 19 we expect that a non-monotonic behavior also exists for small values of ω_2^* .

D. Hubble rates, deceleration parameter and shear scalar

Some important quantities which capture the approach to classical singularities are the mean Hubble rate, expansion (θ) and the shear (σ^2) scalars.⁵ For the Bianchi-I spacetime these can be expressed in terms of the directional Hubble rates H_i as,

$$\theta = 3H = H_1 + H_2 + H_3 \quad (4.1)$$

where H is the mean Hubble rate, and

$$\sigma^2 = \frac{1}{3} ((H_2 - H_1)^2 + (H_3 - H_2)^2 + (H_3 - H_1)^2) . \quad (4.2)$$

Another interesting parameter is the deceleration parameter defined as

$$q = -\frac{\ddot{a}a}{\dot{a}^2} = -\frac{\dot{H}}{H^2} - 1 . \quad (4.3)$$

Here a denotes the mean scale factor $a = (a_1 a_2 a_3)^{1/3}$.

The directional Hubble rates can be obtained using the Hamilton's equations, by using their definitions $H_i = \dot{a}_i/a_i$ which using the relations between the scale factors a_i and v_i (see Sec. II) result in

$$H_1 = \frac{1}{3} \left(\frac{\dot{v}_2}{v_2} + \frac{\dot{v}_3}{v_3} - \frac{\dot{v}_1}{v_1} \right), \quad H_2 = \frac{1}{3} \left(\frac{\dot{v}_3}{v_3} + \frac{\dot{v}_1}{v_1} - \frac{\dot{v}_2}{v_2} \right) \quad \text{and} \quad H_3 = \frac{1}{3} \left(\frac{\dot{v}_1}{v_1} + \frac{\dot{v}_2}{v_2} - \frac{\dot{v}_3}{v_3} \right) . \quad (4.4)$$

Note that the above definitions of the directional Hubble rates, mean Hubble rate, expansion and shear scalar and the deceleration parameter are valid in classical theory as well as LQC. Using the effective Hamiltonian constraint, in LQC the directional Hubble rates can be obtained using eq.(2.29) and the corresponding equations for \dot{v}_2/v_2 and \dot{v}_3/v_3 .

To estimate the mean Hubble rate (or equivalently the expansion scalar), shear scalar and deceleration parameter in the quantum theory, we assume that the states are sharply peaked such that terms of the type $\langle \widehat{\cos(b_1)} / V \rangle$ in the operator version of (2.29) can be approximated as $\langle \widehat{\cos(b_1)} \rangle / \langle \widehat{V} \rangle$. This approximation allows us to compute expectation values of mean Hubble rate (expansion scalar), shear scalar and the deceleration parameter in the quantum theory. It is important to note that this computation is different from all the other results shown in this section. In the previous results all the computed quantities were without such an approximation, and hence they were valid for all types of states. On the other hand, the results for the mean Hubble rate (or the expansion scalar), the shear scalar and the deceleration parameter require the above assumption, and usage of expectation values of the relevant operators in the definitions of mean Hubble rate (expansion scalar), shear scalar, and deceleration parameter (eqs.(4.1), (4.2) and (4.3)), with directional Hubble rates given by (4.4). Unlike the results so far in this manuscript, the effective Hamiltonian constraint is used along with quantum expectation values to estimate the behavior of above quantities.

⁵ For a recent phenomenological discussion of these parameters in Bianchi-I spacetime, see Ref. [68].

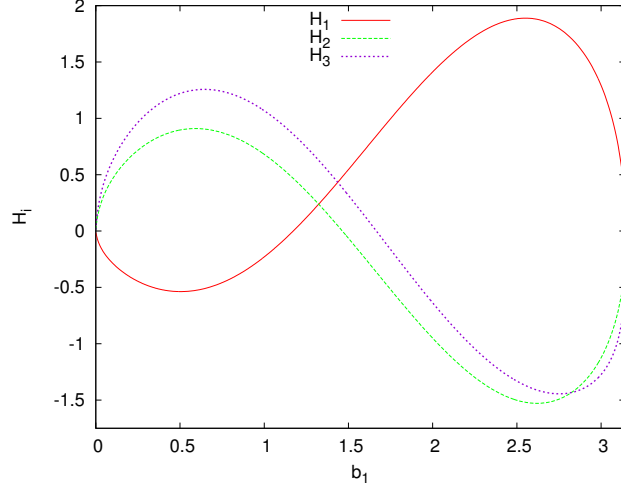


FIG. 21. The behavior of directional Hubble rates (in Planck units) for a typical simulation is shown. For this simulation $\omega_2^* = 750$ with $\omega_3^* = 1000$.

The resulting behavior of the directional Hubble rates is shown in Fig. 21. We have plotted the directional Hubble rates for a simulation for a Gaussian initial state peaked at $\omega_2^* = 750$ with $\sigma_2^* = 70$, with the values of ω_3^* and σ_3 same as in all other simulations. The evolution of the Hubble rates confirm the anisotropic evolution. In this particular simulation, two directional Hubble rates H_2 and H_3 start with positive values and turn around to become negative at different times in b_1 . The third Hubble rate H_1 start with a negative value and turns around to become positive. It is important to note that unlike the classical theory, Hubble rates remain bounded throughout the evolution. For a different choices of initial data, we obtain a similar behavior. Note that on changing the values of ω_2^* and ω_3^* in the initial state, the turnaround behavior and the maxima and minima of the directional Hubble rates changes. It should be further noted that at no value of internal time b_1 do the different Hubble rates ever coincide in an anisotropic evolution. This result is the consequence of Hamiltonian constraint (2.28) whose satisfaction at all times rules out all of the directional Hubble rates ever becoming equal.⁶ For the anisotropic evolution at least two of the directional Hubble rates would have to be different. If all the directional Hubble rates become equal then it will imply that the

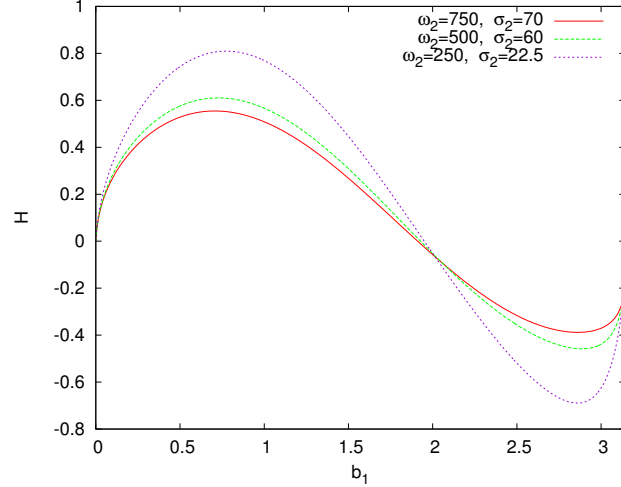


FIG. 22. The mean Hubble rate H (equal to $\theta/3$) in Planck units is plotted versus b_1 for different values of ω_2^* with $\omega_3^* = 1000$.

⁶ A straightforward way to see this that the quantum constraint at large scales is a sum of terms $H_1H_2 + H_2H_3 + H_3H_1$ which should vanish. In an anisotropic evolution, the directional Hubble rates thus can't be equal.

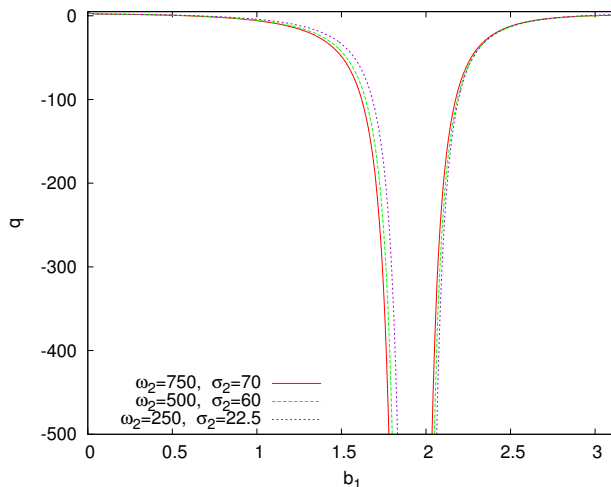


FIG. 23. The deceleration parameter q is plotted versus b_1 for different values of ω_2^* with $\omega_3^* = 1000$.

anisotropic shear is identically zero at a finite time which is not possible for the vacuum Bianchi-I spacetime.

The mean Hubble rate H for the above simulation, along with two more cases is shown in Fig. 22. (This behavior equivalently captures the expansion scalar θ). It remains bounded in the entire evolution with a turnaround from positive to negative values. The vanishing of the expansion scalar or the mean Hubble rate provides us a value of bounce time b_1 for the mean volume of this Bianchi-I spacetime. The behavior of the mean Hubble rate is similar for all the simulations shown in Fig. 22, albeit with a notable difference that for a fixed value of ω_3^* , smaller values of ω_2^* yield larger absolute values of the mean Hubble rate. For different simulations, we obtain similar results with an observation that there is no universal bound on the mean Hubble rate for different initial data. It is to be noted that the behavior of the expansion scalar confirms the expectations from an earlier result [17]. In the latter work it was shown that due to a specific form of a polymerization in the Hamiltonian constraint, the expansion scalar has no universal bound unlike the alternative loop quantization of Bianchi-I spacetime [17, 29]. The effective theory predicts that for states which probe the classical big bang singularity extremely closely such that v_i almost vanish, the value of expansion scalar can be very high [17]. The same is true for the directional Hubble rates and the shear scalar, which are also not bounded universally in this quantization. To verify this, we would need initial data with much smaller values of ω_i 's than what we were able to consider in this manuscript. Such states would result in extremely large computational requirements. Nevertheless, we found that as ω_2^* is decreased, the maximum value of $|H|$ increases. For one of our simulations probing deep Planck regime corresponding to $\omega_2^* = 40$ if we assume the validity of effective Hamiltonian approach to obtain above estimate, then the maximum value of $|\theta|$ increases to about five in Planck units.

The deceleration parameters for the simulations discussed in Fig. 4.1 are plotted in Fig. 23. The deceleration parameter starts from negative values and its absolute value increases towards the bounce of the mean scale factor. It's value reaches negative infinity when the mean Hubble rate vanishes. After the bounce of the mean scale factor, deceleration parameter sharply increases though remains negative in the entire evolution. The behavior of the deceleration parameter turns out to be qualitatively similar for different values of ω_2^* as is evident from the above figure.

In Fig. 24 we show the variation of shear scalar (σ^2) in time b_1 for three simulations corresponding to $\omega_2^* = 250$, $\omega_2^* = 500$ and $\omega_2^* = 750$. For these simulations, the shear scalar is bounded throughout the evolution. The same is true for all the simulations which we carried out in our analysis. This is in contrast to the classical theory where the shear scalar diverges signaling geodesic incompleteness and divergence in spacetime curvature. As in the case of the expansion scalar, we find that smaller values of ω_2^* for a fixed ω_3^* result in a larger value of shear scalar. There is no universal bound, and for very small values of ω_2^* , such as $\omega_2^* = 40$, we found that shear scalar can become larger than 30 in Planck units. Note that this is under the same assumptions of the validity of effective Hamiltonian which is found to be less reliable for small values of ω_2^* .

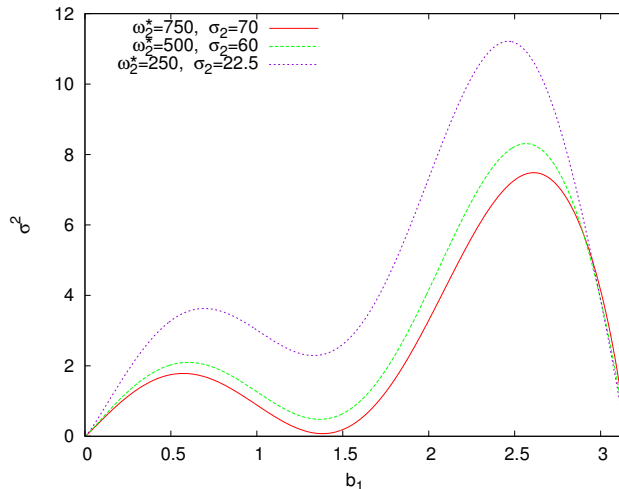


FIG. 24. The behavior of the shear scalar (in Planck units) is shown in b_1 for various values of ω_2^* with a fixed value of $\omega_3^* = 1000$.

V. DISCUSSION

Let us begin with a summary of the main objectives and results of our analysis. In the last decade, loop quantization of various isotropic and anisotropic models has been performed. But only for the isotropic models, a robust picture of the singularity resolution and Planck scale physics was so far available. In the seminal work of Refs. [28, 47], analytical understanding of a loop quantization of vacuum Bianchi-I spacetime and singularity resolution using numerical methods was demonstrated. However, robustness of bounce and the associated physics for states with a wide variety of quantum fluctuations and the regime of validity of effective dynamics were not investigated so far. As we discussed in Sec. III, the computational complexity and costs involved in performing simulations of anisotropic quantum spacetimes are enormously high in comparison to the isotropic models. To extract above physics an efficient parallelization of the codes and using HPC becomes essential. This constitutes the first main result of our paper. We have implemented the vacuum Bianchi-I spacetime in LQC in the `Cactus` framework which allows us to use conventional numerical relativity tools to perform numerical simulations of loop quantized spacetimes on HPC. The performance and efficiency of our implementation has been tested which shows excellent results. This technical feat allows us to extract the physics of the deep quantum regime of loop quantized vacuum Bianchi-I spacetime.

With over a hundred simulations performed for sharply peaked and widely spread Gaussian states we confirm that singularities are always resolved. Classical big bang singularity is replaced by the bounce(s) of directional volumes v_i . Each quantum state is characterized by ω_2 and ω_3 (along with their dispersions) which capture the anisotropy of the spacetime. We worked with the mixed representation with b_1 as relational time, and understood in detail the quantum expectation values of relational observables such as $\ln(v_2)|_{b_1}$. Keeping ω_3 to be fixed, we varied ω_2 to parameterize different initial states. In principle, one can vary both but what matters in the anisotropic evolution is how one changes with respect to another. Varying just one of the two keeps dependence of results on the changes in ω_i transparent. We find that for states which are peaked at large values of ω_2 , the effective dynamics is an excellent approximation to the underlying quantum dynamics. We find evidence of departure between the two as ω_2 is decreased which also corresponds to bounce in directional volumes occurring at the lower values. The departure turns out to be most significant in the bounce regime and is thus measured as the difference between the logarithm of bounce volumes in v_2 in the quantum and effective dynamics.

We quantified the departure of the effective dynamics from quantum dynamics in detail by studying its dependence on the values of ω_2 where the initial state is peaked, dispersions σ_2 , relative dispersions of ω_2 and finally the dispersions in the logarithm of the directional volume v_2 . We find that keeping the dispersion in ω_2 and other parameters fixed, if we decrease ω_2 to smaller values then the departure of the effective dynamics from the quantum theory always increases at smallest values. However, for certain values of dispersion this behavior is not monotonic. For simulations corresponding to a large range of ω_2 , we found non-monotonicity before the above increase in departure occurs. This behavior is also captured if we study the dependence of departure between effective dynamics and quantum theory on dispersions in ω_2 . It shows that as the dispersion in ω_2 decreases, the departures first grow slowly but then increase very rapidly. Similar behavior is seen when dependence of the deviation between the effective and quantum dynamics

is studied with respect to the relative dispersion in ω_2 . We find that there is a slow growth in departure for larger relative fluctuations which becomes very strong for smaller relative fluctuations. Larger values of ω_2 result in pushing the phase of rapid increase to lower values in relative dispersion. The behavior of above departure with respect to dispersions in logarithm of directional volume v_2 brings forth an interesting non-monotonic behavior. The departure is largest as well as smallest for the large dispersions. There is a minimum allowed dispersion in ω_2 and in logarithm of directional volume for any given value of ω_2 on which an initial state is peaked. The difference between the quantum expectation value of the logarithm of directional volume v_2 and its counterpart computed at bounce is almost always positive. This implies that effective dynamics, in general underestimates the bounce volume an effect which becomes more pronounced for states with large dispersions in logarithm of volume (keeping other state parameters fixed). The same effect was earlier found in the numerical simulations of the homogeneous and isotropic models in LQC [24, 25]. However, we also find that for some simulations, corresponding to large dispersions in both directional volume and ω_2 , the above difference becomes negative. This means that at least in some cases, effective dynamics overestimates the bounce volume. It should be emphasized that these cases correspond to the computationally most involved and costly simulations and further work is needed to gain insights on this result. In summary, the behavior of the departure of effective dynamics from quantum theory shows an intricate and subtle relationship with the state parameters. Though these results establish the usefulness of effective dynamics for a large range of parameters, care must always be taken to generalize the results of effective dynamics arbitrarily. Especially the role of fluctuations is quite non-trivial and needs to be understood in detail analytically.

In the classical theory, the approach to singularity is characterized by the divergences in the directional Hubble rates, and expansion and shear scalars becoming infinite. We found their behavior for the sharply peaked states. For these states the effective Hamiltonian captures the quantum dynamics quite faithfully. This computation used elements both from the quantum expectation values and the expressions of the above physical quantities found using effective Hamiltonian constraint. The behavior of directional Hubble rates, expansion and shear scalars turns out to be bounded throughout the evolution. However, it is not universally bounded by a particular value, as for example predicted in the effective dynamics of alternative loop quantization of Bianchi-I spacetime [17]. We found that for certain simulations the expansion and shear scalars can be quite large than Planckian values. We also studied the behavior of the deceleration parameter in this spacetime. Since this parameter is inversely proportional to the square of the mean Hubble rate, it diverges at the bounce of the mean volume and remains finite in the other regime. We note that given the lack of matter fields in our fully quantized model, one can not use the construction as is for phenomenological studies and investigate other phenomenologically interesting parameters and effects of matter content such as dark energy at late times. In the classical theory, various such studies have been performed (see for eg. [68]). For the latter kind of a study, it will be important to include matter in the Hamiltonian constraint at the quantum level, and perform numerical simulations with additional grids in the matter phase space variables. This inevitably increases the numerical demand of resources used in the simulations and is beyond the scope of the present analysis. This exercise, along with study of phenomenologically interesting parameters in relation to cosmological models will be performed else where. We emphasize that even for such matter models the approach to singularity is captured by Bianchi-I vacuum spacetime which has been quantized and rigorously studied numerically in the present manuscript. Thus, our analysis provides insights on the fate of singularities to various matter models in Bianchi-I spacetime using techniques of loop quantum gravity.

Let us comment on two interesting issues. The first one deals with the genericity of singularity resolution and bounce in this model. And the second one on how different or similar is the physics across the bounce. An important step to prove the first statement has been carried out in this work. Our results from this analysis show that the singularity resolution and bounce occur for a wide variety of Gaussian states. In an upcoming work this conclusion is extended to the squeezed and non-Gaussian states [56]. Using the properties of the quantum Hamiltonian constraint, it can be shown that the state corresponding to the zero volume, where the classical singularity occurs, does not lie in the physical Hilbert space in the loop quantization of this spacetime [28]. In addition, it has been shown using the effective spacetime description of the Bianchi-I spacetime that bounce always occurs within the limit of validity of effective dynamics [35]. Our current analysis strongly validates the applicability of effective dynamics and hence these results. All these results point to a strong evidence that singularity resolution always occurs in this particular model in LQC and bounce is a generic phenomena for a wide class of states. Now let us visit the second issue. Once we have the evidence of genericness of bounce in what sense the spacetime before and after the bounce is similar and different? The answer depends on the what features and variables we are interested in to extract physics. It turns out that the shear scalar though varies a lot during the bounce phase, takes the same value at very early times before the bounce of the mean volume and at very late times after the bounce [41]. This is confirmed from Fig. 24 by comparing values of the shear scalar near $b_1 = 0$ (late times after the bounce) and $b_1 = \pi$ (early times before the bounce). This implies that the anisotropic shear is preserved across the bounce. On the other hand the geometrical structure of spacetime as the classical singularity is approached can be quite different before and after the bounce, especially if matter is present [44]. In the present case of the Bianchi-I vacuum spacetime, this structure is cigar type

before and after the bounce (as is evident from Fig. 21). From the behavior of different variables we studied in our analysis, the physics of the loop quantized Bianchi-I vacuum spacetime turns out to be similar before and after the bounce. This can though change in matter models for this spacetime, for example in the presence of inflation in loop quantum Bianchi-I spacetime [45].

Results obtained in this manuscript open a new avenue to understand the detailed nature of anisotropic spacetimes in LQC in the full quantum theory. With the tools we have introduced, numerical simulations of Bianchi-II and Bianchi-IX spacetimes as well as Kantowski-Sachs model can become feasible. Apart from these, an important step in this direction will be to perform numerical simulations for the other loop quantization of Bianchi-I spacetime as proposed in Refs. [27, 30], and compare with the results in the current analysis. Recall that this quantization prescription does not require to restrict the spatial manifold to be a 3-torus. In fact, using effective dynamics for this quantization generic resolution of all the strong singularities is predicted [35]. As we mentioned earlier, a better analytical understanding of the physical Hilbert space is needed to perform numerical analysis for this quantization. Some of the properties of the quantum Hamiltonian constraint were understood in Ref. [63], and recently some other analytical challenges to understand the physical Hilbert space have been overcome [64]. Despite this progress, numerical analysis faces a further complexity because the quantum difference equation for the quantization in Refs. [27, 29] has an additional non-locality. Perhaps using methods proposed in Ref. [65] in synergy with techniques used in this paper would allow numerical simulations for the alternative loop quantization of the Bianchi-I spacetime.

We now comment on some of the questions in the present quantization of Bianchi-I model which can be answered in future works using techniques built in this analysis. Our work dealt with the study of sharply peaked as well as widely spread Gaussian states. While this has given useful insights on the robustness of singularity resolution and the validity of effective dynamics, it is nevertheless important to extend these results to more general states such as squeezed and non-Gaussian states. Such a study will provide answers to whether singularity resolution in anisotropic spacetime occurs for arbitrary states. Computationally this would bring additional challenges and generalization of the Chimera scheme [23] to anisotropic spacetimes would be essential. Another direction which is essential to be explored is understanding bounds on growth of fluctuations through bounces. In all the simulations considered in our analysis, we found that fluctuations of the initial states never grew unbounded in the evolution. Rather these fluctuations are seemingly preserved across the bounce. The situation mimics the case of isotropic models where analytical [63, 66, 67] and numerical results [6, 7, 10, 24, 25] on constraints on the growth of fluctuations in LQC are available. Though, analytical results are available for the alternate prescription of loop quantization of Bianchi-I spacetime [63], they need to be extended to include the present quantization. Numerical analysis presented in this manuscript can be used to understand constraints on the growth of the fluctuations through anisotropic bounces. Finally, it is crucial to employ new tools for a better visualization and extraction of the multi-variate data from simulations. The limitation with conventional ways is apparent by noting that one can only view and analyze only a few correlations at once. While this does not pose an issue if one is interested in understanding the behavior of a few relational observables, the richness of anisotropic models can not be fully appreciated. Addressing this issue will allow understanding correlations and dependence of many physical quantities at once, giving deeper insights in to the physics of quantum anisotropic and black hole spacetimes.

ACKNOWLEDGMENTS

We are grateful to Brajesh Gupt for various discussions during the initial stages of this work. This work is supported by NSF grants PHY-1404240 and PHY-1454832. This work is also supported by a grant from John Templeton Foundation. The opinions expressed in this publication are those of authors and do not necessarily reflect the views of John Templeton Foundation. This work used the Extreme Science and Engineering Discovery Environment (XSEDE), which is supported by National Science Foundation grant number ACI-1053575.

REFERENCES

-
- [1] B. K. Berger, Living Rev. Rel. **5**, 1 (2002), arXiv:gr-qc/0201056.
 - [2] D. Garfinkle, Class. Quant. Grav. **24**, S295 (2007), arXiv:0808.0160.
 - [3] A. Ashtekar and P. Singh, Class. Quant. Grav. **28**, 213001 (2011), arXiv:1108.0893.
 - [4] I. Agullo and P. Singh, (2016), arXiv:1612.01236.

- [5] A. Ashtekar, T. Pawłowski, and P. Singh, Phys. Rev. Lett. **96**, 141301 (2006), arXiv:gr-qc/0602086;
- [6] A. Ashtekar, T. Pawłowski, and P. Singh, Phys. Rev. **D73**, 124038 (2006), arXiv:gr-qc/0604013;
- [7] A. Ashtekar, T. Pawłowski, and P. Singh, Phys. Rev. **D74**, 084003 (2006), arXiv:gr-qc/0607039.
- [8] A. Ashtekar, A. Corichi, and P. Singh, Phys. Rev. **D77**, 024046 (2008), arXiv:0710.3565.
- [9] D. A. Craig and P. Singh, Class. Quant. Grav. **30**, 205008 (2013), arXiv:1306.6142.
- [10] A. Ashtekar, T. Pawłowski, P. Singh, and K. Vandersloot, Phys. Rev. **D75**, 024035 (2007), arXiv:gr-qc/0612104.
- [11] L. Szulc, W. Kaminski, and J. Lewandowski, Class. Quant. Grav. **24**, 2621 (2007), arXiv:gr-qc/0612101.
- [12] K. Vandersloot, Phys. Rev. **D75**, 023523 (2007), arXiv:gr-qc/0612070.
- [13] T. Pawłowski, R. Pierini, and E. Wilson-Ewing, Phys. Rev. **D90**, 123538 (2014), arXiv:1404.4036.
- [14] E. Bentivegna and T. Pawłowski, Phys. Rev. **D77**, 124025 (2008), arXiv:0803.4446.
- [15] W. Kaminski and T. Pawłowski, Phys. Rev. **D81**, 024014 (2010), arXiv:0912.0162.
- [16] T. Pawłowski and A. Ashtekar, Phys. Rev. **D85**, 064001 (2012), arXiv:1112.0360.
- [17] A. Corichi and P. Singh, Phys. Rev. **D80**, 044024 (2009), arXiv:0905.4949.
- [18] P. Singh, Class. Quant. Grav. **26**, 125005 (2009), arXiv:0901.2750.
- [19] P. Singh, Phys. Rev. **D73**, 063508 (2006), arXiv:gr-qc/0603043.
- [20] J. L. Dupuy and P. Singh, (2016), arXiv:1608.07772.
- [21] P. Singh, Class. Quant. Grav. **29**, 244002 (2012), arXiv:1208.5456.
- [22] D. Brizuela, D. Cartin, and G. Khanna, SIGMA **8**, 001 (2012), arXiv:1110.0646.
- [23] P. Diener, B. Gupt, and P. Singh, Class. Quant. Grav. **31**, 025013 (2014), arXiv:1310.4795.
- [24] P. Diener, B. Gupt, and P. Singh, Class. Quant. Grav. **31**, 105015 (2014), arXiv:1402.6613.
- [25] P. Diener, B. Gupt, M. Megevand, and P. Singh, Class. Quant. Grav. **31**, 165006 (2014), arXiv:1406.1486.
- [26] M. Bojowald, Class. Quant. Grav. **20**, 2595 (2003), arXiv:gr-qc/0303073; M. Bojowald, G. Date, and K. Vandersloot, Class. Quant. Grav. **21**, 1253 (2004), arXiv:gr-qc/0311004.
- [27] D.-W. Chiou, Phys. Rev. **D75**, 024029 (2007), arXiv:gr-qc/0609029.
- [28] M. Martin-Benito, G. A. Mena Marugan, and T. Pawłowski, Phys. Rev. **D78**, 064008 (2008), arXiv:0804.3157.
- [29] A. Ashtekar and E. Wilson-Ewing, Phys. Rev. **D79**, 083535 (2009), arXiv:0903.3397.
- [30] A. Ashtekar and E. Wilson-Ewing, Phys. Rev. **D80**, 123532 (2009), arXiv:0910.1278.
- [31] E. Wilson-Ewing, Phys. Rev. **D82**, 043508 (2010), arXiv:1005.5565.
- [32] P. Singh and E. Wilson-Ewing, Class. Quant. Grav. **31**, 035010 (2014), arXiv:1310.6728.
- [33] A. Corichi and A. Karami, Int. J. Mod. Phys. **D25**, 1642011 (2016), arXiv:1605.01383.
- [34] M. Bojowald and G. Date, Phys. Rev. Lett. **92**, 071302 (2004), arXiv:gr-qc/0311003.
- [35] P. Singh, Phys. Rev. **D85**, 104011 (2012), arXiv:1112.6391; P. Singh, Bull. Astron. Soc. India **42**, 121 (2014), arXiv:1509.09182.
- [36] P. Singh, J. Phys. Conf. Ser. **360**, 012008 (2012).
- [37] A. Corichi, A. Karami, and E. Montoya, Springer Proc. Phys. **157**, 469 (2014), arXiv:1210.7248.
- [38] P. Singh, Int. J. Mod. Phys. D **25**, no. 08, 1642001 (2016); arXiv:1604.03828
- [39] M. Bojowald, G. Date, and G. M. Hossain, Class. Quant. Grav. **21**, 3541 (2004), arXiv:gr-qc/0404039;
- [40] D.-W. Chiou, Phys. Rev. **D76**, 124037 (2007), arXiv:0710.0416.
- [41] D.-W. Chiou and K. Vandersloot, Phys. Rev. **D76**, 084015 (2007), arXiv:0707.2548.
- [42] R. Maartens and K. Vandersloot, (2008), arXiv:0812.1889.
- [43] B. Gupt and P. Singh, Phys. Rev. **D85**, 044011 (2012), arXiv:1109.6636.
- [44] B. Gupt and P. Singh, Phys. Rev. **D86**, 024034 (2012), arXiv:1205.6763.
- [45] B. Gupt and P. Singh, Class. Quant. Grav. **30**, 145013 (2013), arXiv:1304.7686.
- [46] A. Corichi and E. Montoya, (2015), arXiv:1502.02342.
- [47] M. Martin-Benito, G. A. M. Marugan, and T. Pawłowski, Phys. Rev. **D80**, 084038 (2009), arXiv:0906.3751.
- [48] M. Bojowald, D. Cartin, and G. Khanna, Phys. Rev. **D76**, 064018 (2007), arXiv:0704.1137.
- [49] W. Nelson and M. Sakellariadou, Phys. Rev. **D80**, 063521 (2009), arXiv:0907.4057.
- [50] A. Corichi and P. Singh, Phys. Rev. **D78**, 024034 (2008), arXiv:0805.0136.
- [51] D. Brizuela, G. A. D. Mena Marugan, and T. Pawłowski, Class. Quant. Grav. **27**, 052001 (2010), arXiv:0902.0697.
- [52] B. Elizaga Navascues, M. Martin-Benito, and G. A. Mena Marugan, Int. J. Mod. Phys. **D25**, 1642007 (2016), arXiv:1608.05947.
- [53] G. Allen, T. Goodale, and E. Seidel, The cactus computational collaboratory: Enabling technologies for relativistic astrophysics, and a toolkit for solving pdes by communities in science and engineering, in *7th Symposium on the Frontiers of Massively Parallel Computation-Frontiers 99*, New York, 1999, IEEE.
- [54] Cactus Computational Toolkit, <http://www.cactuscode.org>.
- [55] J. Towns *et al.*, Computing in Science Engineering **16**, 62 (2014).
- [56] P. Diener, P. Singh, Numerical loop quantum Bianchi-I spacetimes: squeezed and non-Gaussian states, *In preparation*
- [57] V. Taveras, Phys. Rev. **D78**, 064072 (2008), arXiv:0807.3325.
- [58] P. Singh and V. Taveras, To appear (2017).
- [59] J. C. Kiefer, Proc. Amer. Math. Soc. **4**, 502 (1953).
- [60] T. Cailleteau, P. Singh, and K. Vandersloot, Phys. Rev. **D80**, 124013 (2009), arXiv:0907.5591.
- [61] N. Dadhich, A. Joe, and P. Singh, Class. Quant. Grav. **32**, 185006 (2015), arXiv:1505.05727.
- [62] A. Corichi and P. Singh, Class. Quant. Grav. **33**, 055006 (2016), arXiv:1506.08015.
- [63] W. Kaminski and T. Pawłowski, Phys. Rev. **D81**, 084027 (2010), arXiv:1001.2663.

- [64] T. Pawłowski, *Private Communication*
- [65] S. Sabharwal and G. Khanna, *Class. Quant. Grav.* **25**, 085009 (2008), arXiv:0711.2086.
- [66] A. Corichi and P. Singh, *Phys. Rev. Lett.* **100**, 161302 (2008), arXiv:0710.4543.
- [67] A. Corichi and E. Montoya, *Int. J. Mod. Phys.* **D21**, 1250076 (2012), arXiv:1105.2804.
A. Corichi and E. Montoya, *Phys. Rev.* **D84**, 044021 (2011), arXiv:1105.5081.
- [68] M. Sharif and M. Zubair, *Astrophys. Space Sci.* **330**, 399 (2010), arXiv:1005.4480.