

Initial data for binary neutron stars with adjustable eccentricity

Niclas Moldenhauer,^{1,*} Charalampos M. Markakis,^{1,2,†} Nathan K. Johnson-McDaniel,^{1,‡} Wolfgang Tichy,^{3,§} and Bernd Brügmann^{1,¶}

¹*Theoretical Physics Institute, University of Jena, Max-Wien-Platz 1, 07743 Jena, Germany*

²*Mathematical Sciences, University of Southampton, Southampton, SO17 1BJ, United Kingdom*

³*Physics Department, Florida Atlantic University, 777 Glades Road, Boca Raton, FL 33431, USA*

(Dated: November 6, 2018)

Binary neutron stars in circular orbits can be modeled as helically symmetric, i.e., stationary in a rotating frame. This symmetry gives rise to a first integral of the Euler equation, often employed for constructing equilibrium solutions via iteration. For eccentric orbits, however, the lack of helical symmetry has prevented the use of this method, and the numerical relativity community has often resorted to constructing initial data by superimposing boosted spherical stars without solving the Euler equation. The spuriously excited neutron star oscillations seen in evolutions of such data arise because such configurations lack the appropriate tidal deformations and are stationary in a linearly comoving—rather than rotating—frame. We consider eccentric configurations at apoapsis that are instantaneously stationary in a rotating frame. We extend the notion of helical symmetry to eccentric orbits, by approximating the elliptical orbit of each companion as instantaneously circular, using the ellipse’s inscribed circle. The two inscribed helical symmetry vectors give rise to approximate instantaneous first integrals of the Euler equation throughout each companion. We use these integrals as the basis of a self-consistent iteration of the Einstein constraints to construct conformal thin-sandwich initial data for eccentric binaries. We find that the spurious stellar oscillations are reduced by at least an order of magnitude, compared with those found in evolutions of superposed initial data. The tidally induced oscillations, however, are physical and qualitatively similar to earlier evolutions. Finally, we show how to incorporate radial velocity due to radiation reaction in our inscribed helical symmetry vectors, which would allow one to obtain truly non-eccentric initial data when our eccentricity parameter e is set to zero.

PACS numbers: 04.20.Ex, 04.25.dk, 04.30.Db, 97.60.Jd

I. INTRODUCTION

The coalescences of binary neutron stars are a prominent source for ground-based gravitational wave detectors. (See Table 1 in [1] for a review of population synthesis predictions and [2] for more recent work.) In particular, binary neutron stars are the only compact binary sources relevant for ground-based detectors that have been observed to date (via electromagnetic observations of binary pulsars). Neutron star binary coalescences are also interesting beyond gravitational wave astronomy as potential progenitors of short gamma-ray bursts and sources of the r -process material that enriches the interstellar medium with heavy elements [3].

All the known binary neutron stars are at least somewhat eccentric (eccentricities between 0.085 and 0.681 for the systems that will merge within a few hundred million years; see Tables 2 and 3 in [4]), though these will be highly circular when they merge, since gravitational radiation reaction efficiently circularizes the orbit [5]; see Table 1 in [6]. However, there are possible (though likely rare) scenarios in which neutron stars can merge

with nonnegligible eccentricity, either because they are formed with a high eccentricity and small periapsis distance by dynamical interactions in dense stellar regions, such as globular clusters [7–10] or have their eccentricity excited by, e.g., the Kozai mechanism in a hierarchical triple [11–14] ([15] also treats the latter case, but only considers the case of binary black holes). Gravitational waves from highly eccentric compact binary systems exhibit a repeated burst structure, which poses challenges for gravitational wave astronomy, but also offers potential rewards, as has been explored in a number of works: McWilliams, Pretorius, and collaborators [16, 17] discuss strategies for detection, while Kyutoku and Seto [18] find improvements in the accuracy of premerger sky localization and timing, compared to the quasicircular case. Loutrel, Yunes, and Pretorius [19] consider bursts from highly eccentric binaries as a regime for testing general relativity, while Tsang [9] has considered the possibility of obtaining electromagnetic flares from crust cracking during close encounters.

The first full numerical relativity evolutions of highly eccentric binary neutron stars were carried out by Gold *et al.* [20], with a further study by East and Pretorius [21]. These systems have also been simulated with Newtonian methods in [8, 22]. In addition, there have been full numerical relativity simulations of highly eccentric black hole-neutron star (BHNS) binaries [23, 24] and binary black holes, e.g., [25, 26]. However, all the evolutions of highly eccentric binaries with neutron stars have used

* niclas.moldenhauer@uni-jena.de

† charalampos.markakis@uni-jena.de

‡ nathan-kieran.johnson-mcdaniel@uni-jena.de

§ wolf@fau.edu

¶ bernd.bruegmann@uni-jena.de

inconsistent initial data, due to the difficulty of generalizing the standard procedure for quasicircular orbits, where one uses the binary’s approximate helical Killing vector to solve the Euler equation via a first integral. In particular, Gold *et al.* [20] used a superposition of boosted spherical stars, which leads to relatively large constraint violations in addition to not giving the appropriate matter configuration. The Princeton group [21, 23, 24] solves the constraints to obtain their initial data, as described in [27], but they do not solve the Euler equation. It would obviously be desirable to obtain consistent initial data for these configurations. In particular, it is possible that the tidally induced oscillations of the neutron star(s) found in these evolutions are affected by the initial spurious oscillations of the neutron star from imperfect initial data.

Here we present a method to construct binary neutron star initial data with arbitrary eccentricity, by generalizing the helical Killing vector to a pair of inscribed helical symmetry vectors, appropriate for the more general situation of an eccentric orbit at apoapsis. We then provide a first proof-of-principle numerical implementation of this method for equal-mass binaries; our method is applicable to arbitrary mass ratios or BHNS binaries as well. This self-consistent method yields constraint-solved initial data (in the Isenberg-Wilson-Mathews approximation [28, 29], i.e., assuming spatial conformal flatness), where both the geometry and matter are momentarily stationary in a rotating frame. We also give an additional generalization to include radial velocity, though we do not implement this numerically in this paper. As a test of the method, we show that it produces results with the expected physical properties both in the quasicircular limit, where we compare with the results of data calculated with the standard method, as well as for nonzero values of the eccentricity.

For simplicity, we have considered irrotational binaries in the current numerical implementation and made the approximation of a homogeneous velocity field. However, it is possible (and relatively straightforward) to drop these approximations and even add spin to the construction, following [30, 31]. In particular, the assumption of a homogeneous velocity field is made merely for convenience, so that we can use a Cartesian multigrid elliptic solver without surface-fitted coordinates, but we demonstrate that it is a reasonable approximation for sufficiently separated binaries. The assumption of irrotational stars is standard and is reasonable for a first study: While neutron stars can spin quite quickly (at least up to 716 Hz [32]), the spins in known binary neutron stars are much more modest, at most 44 Hz for the more massive star in the double pulsar (see, e.g., Table 2 in [4]), and all of these will decrease further due to spin-down before the stars merge. Moreover, the viscosity of neutron star matter is far too low for the stars to experience any significant tidal spin-up, as established by Kochanek [33] and Bildsten and Cutler [34]. Thus, it has been standard to consider irrotational flow in modeling binary neutron

stars (see, e.g., [1]), since the system’s orbital frequency ten to twenty orbits before merger is $\gtrsim 100$ Hz in the quasicircular case.

However, the extent to which the relatively small spins of the members of observed binary neutron stars is a selection effect remains unclear, particularly because the known population is so small (only 9 systems [4]). Moreover, if one did form a binary with even a modestly rapidly spinning neutron star, the spin-down before merger might not be very significant: Fast-spinning neutron stars are thought to have had their spin increased by accretion (a process known as recycling), which also reduces their external magnetic field, and thus reduces the stars’ spin-down, as well (see, e.g., [35]). In particular, [30] finds that the more massive star in the double pulsar is expected to have spun down only to 37 Hz at merger, and [36] has found that spins of about this magnitude can have a sizable effect on the system’s dynamics.

The addition of spin may be particularly interesting for eccentric systems, since one way of forming such binaries is through dynamical assembly in dense stellar systems, such as globular clusters, and globular clusters are a fertile breeding ground for millisecond pulsars, including the fastest pulsar known. For instance, all 23 known pulsars in the rich globular cluster 47 Tucanae have spin frequencies greater than 125 Hz, and all but three are above 200 Hz [37].

The paper is structured as follows: We first review the necessary portions of perfect fluid hydrodynamics and the 3+1 split of the Einstein equations in Secs. II and III, before describing the specific construction we use to obtain an approximate first integral to the Euler equation in Sec. IV. We then describe the numerical implementation of the method in Sec. V and evaluate its performance in the quasicircular case in Sec. VI before giving examples of eccentric binaries in Sec. VII. We discuss and conclude in Sec. VIII, and give some ancillary results for nonrelativistic incompressible binaries in the Appendix.

We use the following notation throughout: We use Greek letters $\alpha, \beta, \gamma, \delta, \dots$ and $\mu, \nu, \kappa, \lambda, \dots$ for abstract and concrete spacetime indices, respectively. We also use Latin letters a, b, c, \dots and i, j, k, \dots for abstract and concrete spatial indices, respectively. We raise and lower concrete spatial indices with the flat conformal metric, while all other indices are raised and lowered with the physical metric; the summation convention is always in force. We shall also use index-free notation when convenient, denoting vectors (spatial or spacetime) using boldface. We employ units with $G = c = M_\odot = 1$ almost exclusively, except that we show the appearances of G explicitly for clarity when making some Newtonian calculations in Sec. IV C.

II. PERFECT FLUID MODEL

A. Thermodynamic quantities

We consider a spacetime $(\mathcal{M}, g_{\alpha\beta})$, i.e., a manifold \mathcal{M} endowed with a Lorentzian metric $g_{\alpha\beta}$. Furthermore, we assume that this spacetime is globally hyperbolic, so it possesses a Cauchy surface (and, indeed, can be foliated by Cauchy surfaces). Part of this spacetime is occupied by a perfect fluid, characterized by the energy-momentum tensor

$$T_{\alpha\beta} = (\epsilon + p) u_\alpha u_\beta + p g_{\alpha\beta}, \quad (2.1)$$

where u^α is the four-velocity, ϵ is the proper energy density, and p the fluid pressure. Moreover, we assume that the fluid is a *simple fluid*, i.e., that all the thermodynamic quantities depend only on the entropy density σ and on the proper baryon number density n . In particular, the relation

$$\epsilon = \epsilon(\sigma, n). \quad (2.2)$$

is called the equation of state (EOS) of the fluid. The temperature T and the baryon chemical potential μ are then defined by

$$T := \frac{\partial \epsilon}{\partial \sigma} \quad \text{and} \quad \mu := \frac{\partial \epsilon}{\partial n}. \quad (2.3)$$

Then, the first law of thermodynamics can be written as

$$d\epsilon = \mu dn + T d\sigma. \quad (2.4)$$

As a consequence, p is a function of (σ, n) entirely determined by (2.2):

$$p = -\epsilon + T\sigma + \mu n. \quad (2.5)$$

Let us introduce the specific enthalpy,

$$h := \frac{\epsilon + p}{\rho} = \frac{\mu}{m_b} + Ts, \quad (2.6)$$

where $m_b = 1.66 \times 10^{-27}$ kg (the atomic mass unit, which can be taken as the average nucleon mass) is the baryon rest mass, ρ is the rest-mass density

$$\rho := m_b n, \quad (2.7)$$

and s is the specific entropy:

$$s := \frac{\sigma}{\rho}. \quad (2.8)$$

The second equality in (2.6) is an immediate consequence of (2.5). From Eqs. (2.4)–(2.8), we obtain the thermodynamic relations [38, 39]

$$d\epsilon = h d\rho + \rho T ds, \quad dp = \rho(dh - T ds). \quad (2.9)$$

To describe the matter inside a neutron star, we have to make a choice for the EOS in order to close the system.

For the present study, we restrict attention to polytropes. Specifically, we assume that

$$p = \kappa \rho^{1+1/n}, \quad (2.10)$$

where κ is the polytropic constant and $n = \frac{1}{\Gamma-1}$ is the polytropic index (Γ is the adiabatic index). Then, one may express ρ , p , and ϵ as functions of the specific enthalpy h

$$\rho = \left[\frac{h-1}{\kappa(1+n)} \right]^n, \quad (2.11a)$$

$$p = \kappa \left[\frac{h-1}{\kappa(1+n)} \right]^{1+n}, \quad (2.11b)$$

$$\epsilon = \left[1 + \frac{n(h-1)}{1+n} \right] \left[\frac{h-1}{\kappa(1+n)} \right]^n. \quad (2.11c)$$

For simplicity, we shall only consider the case $n = 1$ (i.e., $\Gamma = 2$) in the numerical examples of this paper, since this is close to the effective polytropic index of realistic nuclear physics equations of state [40]. Treatment of realistic EOSs is straightforward using a piecewise polytropic approximation [41].

B. Euler equation

The relativistic Euler equation follows from the conservation law of energy-momentum:

$$\nabla_\alpha T^\alpha_\beta = 0, \quad (2.12)$$

where ∇_α denotes the covariant derivative compatible with the metric $g_{\alpha\beta}$. Using Eqs. (2.4)–(2.9), the divergence of the fluid energy-momentum tensor (2.1) can be decomposed as

$$\nabla_\alpha T^\alpha_\beta = \pi_\beta \nabla_\alpha (\rho u^\alpha) + \rho [u^\alpha (d\pi)_{\alpha\beta} - T \nabla_\beta s]. \quad (2.13)$$

Here, $\pi_\alpha = h u_\alpha$ denotes the canonical momentum 1-form of a fluid element, while its exterior derivative $(d\pi)_{\alpha\beta} = \nabla_\alpha \pi_\beta - \nabla_\beta \pi_\alpha$ denotes the canonical vorticity 2-form. Invoking the baryon number conservation law

$$\nabla_\alpha (\rho u^\alpha) = 0, \quad (2.14)$$

Eqs. (2.12) and (2.13) yield the Euler equation,

$$u^\alpha (d\pi)_{\alpha\beta} = T \nabla_\beta s, \quad (2.15)$$

written here in the Carter-Lichnerowicz form [38, 42–45]. This particular form is quite useful when the fluid configuration possesses certain symmetries [46]. In the “dust” limit ($h \rightarrow 1$, $T \rightarrow 0$), Eq. (2.15) reduces to the equation satisfied by a pressure-free perfect fluid, i.e., the geodesic equation. Projecting the Euler equation along u^β yields

$$u^\beta \nabla_\beta s = 0, \quad (2.16)$$

implying that specific entropy is constant along flow lines.

If the fluid is *barotropic*, the thermodynamic quantities depend only on the proper baryon number density n (or, equivalently, rest mass density ρ). Particular examples are cold ($T = 0$) or homentropic ($s = \text{const.}$) fluids. This assumption is appropriate for inspiralling neutron-star binaries, as shock heating is absent and the fluid temperature is much lower than the Fermi temperature [47]. In the remainder of this paper, we shall restrict our attention to barotropic flows, for which the Euler equation (2.15) simplifies to

$$u^\alpha (d\pi)_{\alpha\beta} = 0. \quad (2.17)$$

Barotropic fluid streamlines are *geodesics* of a Riemannian manifold with metric $h^2 g_{\alpha\beta}$ [48]. Indeed, the fluid element action

$$S = \int_{\tau_1}^{\tau_2} L(x, u) d\tau = - \int_{\tau_1}^{\tau_2} h(x) \sqrt{-g_{\alpha\beta}(x) u^\alpha u^\beta} d\tau \quad (2.18)$$

can be minimized (most easily via covariant techniques [45]) to obtain the Euler equation (2.17), with canonical velocity given by $u^\alpha = dx^\alpha/d\tau$ and canonical momentum given by $\pi_\alpha = \partial L/\partial u^\alpha = hu_\alpha$.

C. Noether's theorem & Bernoulli's principle

If the ε -family of infinitesimal coordinate transformations $x^\alpha \rightarrow x^\alpha + \varepsilon k^\alpha$ is a continuous symmetry of the fluid element action (2.18), then Noether's theorem implies that the quantity

$$\mathcal{E} = -k^\alpha \pi_\alpha \quad (2.19)$$

is conserved along streamlines. Indeed, using the equation of motion (2.17) and the constraint $u_\alpha u^\alpha = -1$, one finds

$$u^\alpha \nabla_\alpha \mathcal{E} = -\frac{1}{2h} u^\alpha u^\beta \mathcal{L}_k (h^2 g_{\alpha\beta}) = 0, \quad (2.20)$$

where \mathcal{L}_k denotes the Lie derivative with respect to the vector k . In geometrical terms, this result follows from the fact that k^α is a Killing vector of the conformal metric $h^2 g_{\alpha\beta}$. The conservation of the quantity (2.19) is a generalization of Bernoulli's principle, which is recovered in the Newtonian limit if the Killing vector generates time translations that leave the flow unchanged (i.e., if the flow is stationary) [38]. Note, however, that a Killing symmetry only guarantees a *weak* Bernoulli principle, in the sense that the quantity (2.19) is conserved only along streamlines, but could differ from one streamline to the next. In order to obtain a *strong* Bernoulli principle, i.e., a quantity conserved throughout the fluid, a second condition (such as irrotationality or rigidity) is required. This issue will be revisited in Sec. IV.

III. GRAVITATIONAL FIELD EQUATIONS

A. Extended conformal thin-sandwich formulation

We consider a spacetime $\mathcal{M} = \mathbb{R} \times \Sigma$ which is foliated by a family of spacelike surfaces Σ_t . Making the standard 3+1 decomposition in a chart $\{t, x^i\}$, the spacetime metric takes the form

$$ds^2 = -\alpha^2 dt^2 + \gamma_{ij}(dx^i + \beta^i dt)(dx^j + \beta^j dt), \quad (3.1)$$

where α is the lapse and β^α is the shift vector. These are related to the unit normal n^α of the three dimensional spatial hypersurface Σ_t and the timelike vector t^α via $t^\alpha = \alpha n^\alpha + \beta^\alpha$. The shift is purely spatial and satisfies $\beta^\alpha n_\alpha = 0$, while we define the spatial metric $\gamma_{ab}(t)$ by restricting the projection tensor $\gamma_{\alpha\beta} = g_{\alpha\beta} + n_\alpha n_\beta$ to Σ_t .

In the extended conformal thin-sandwich (XCTS) formulation [28, 49–54] one decomposes the spatial metric into a spatial conformal metric $\bar{\gamma}_{ab}$ and a conformal factor ψ defined by $\gamma_{ab} = \psi^4 \bar{\gamma}_{ab}$. One also decomposes the extrinsic curvature of the foliation as

$$K_{ab} := -\frac{1}{2} \mathcal{L}_n \gamma_{ab} = A_{ab} + \frac{1}{3} \gamma_{ab} K, \quad (3.2)$$

where $K := K^a_a$ is the trace of the extrinsic curvature and

$$A_{ab} = -\frac{\psi^4}{2\alpha} [\partial_t \bar{\gamma}_{ab} - (\bar{L}\beta)_{ab}] \quad (3.3)$$

is the rescaled traceless part of the extrinsic curvature. Here, ∂_μ denotes a partial derivative with respect to the coordinate x^μ on \mathcal{M} , while

$$(\bar{L}\beta)_{ab} = \bar{D}_a \beta_b + \bar{D}_b \beta_a - \frac{2}{3} \bar{\gamma}_{ab} \bar{D}_c \beta^c \quad (3.4)$$

is the traceless part of $\mathcal{L}_\beta \bar{\gamma}_{ab}$ and \bar{D}_a is the covariant derivative compatible with $\bar{\gamma}_{ab}$.

Decomposing Einstein's equations $G_{\alpha\beta} = 8\pi T_{\alpha\beta}$ (where $G_{\alpha\beta}$ is the Einstein tensor), following the XCTS formulation, we take a set of five equations

$$(G_{\alpha\beta} - 8\pi T_{\alpha\beta}) n^\alpha n^\beta = 0, \quad (3.5a)$$

$$(G_{\alpha\beta} - 8\pi T_{\alpha\beta}) \gamma_c^\alpha n^\beta = 0, \quad (3.5b)$$

$$(G_{\alpha\beta} - 8\pi T_{\alpha\beta}) \left(\gamma^{\alpha\beta} + \frac{1}{2} n^\alpha n^\beta \right) = 0, \quad (3.5c)$$

and solve them for the five metric coefficients $\{\psi, \alpha, \beta^a\}$ on the initial slice Σ_0 . The constraint equations (3.5a) and (3.5b), along with (3.5c) can be written in the form

of elliptic equations with nonlinear source terms:

$$\bar{D}^2\psi = \frac{\psi}{8}\bar{R} - \frac{\psi^5}{8}\left(A_{ab}A^{ab} - \frac{2}{3}K^2 + 16\pi\rho_H\right), \quad (3.6a)$$

$$\begin{aligned} \bar{\Delta}_L\beta^a &= (\bar{L}\beta)^{ab}\bar{D}_b\ln(\alpha\psi^{-6}) + 16\pi\alpha\psi^4J^a \\ &\quad - \alpha\psi^{-6}\bar{D}_b(\alpha^{-1}\psi^6\partial_t\bar{\gamma}^{ab}) + \frac{4}{3}\alpha\bar{D}^aK, \end{aligned} \quad (3.6b)$$

$$\begin{aligned} \bar{D}^2(\alpha\psi) &= \alpha\psi^5\left[\frac{7}{8}A_{ab}A^{ab} + \frac{5}{12}K^2 + 2\pi(\rho_H + 2J)\right] \\ &\quad - \psi^5(\partial_t - \beta^b\bar{D}_b)K + \frac{1}{8}\alpha\psi\bar{R}, \end{aligned} \quad (3.6c)$$

where $\bar{D}^2 := \bar{D}^a\bar{D}_a$, \bar{R} is the Ricci scalar of the spatial conformal metric (\bar{R}_{ab} is its Ricci tensor) and $\bar{\Delta}_L\beta^a := \bar{D}^2\beta^a + \frac{1}{3}\bar{D}^a(\bar{D}_b\beta^b) + \bar{R}^a_b\beta^b$.

The matter source terms are ρ_H , J^i , and J , which correspond to the energy density, the momentum flux, and the trace of the stress tensor. They are defined as projections of the stress-energy tensor $T_{\alpha\beta}$ and thus can be written as

$$\rho_H = T_{\alpha\beta}n^\alpha n^\beta, \quad (3.7a)$$

$$J^c = -T_{\alpha\beta}\gamma^{c\alpha}n^\beta, \quad (3.7b)$$

$$J = T_{\alpha\beta}\gamma^{\alpha\beta}. \quad (3.7c)$$

Using the perfect fluid stress-energy tensor (2.1) and our assumption of spatial conformal flatness, we obtain

$$\rho_H = \rho h(\alpha u^t - 1)^2 + \epsilon, \quad (3.8a)$$

$$J^i = \rho h\alpha(u^t)^2\psi^4(\beta^i + u^i/u^t), \quad (3.8b)$$

$$J = \rho h[(\alpha u^t)^2 - 1] + 3p. \quad (3.8c)$$

If one imposes maximal slicing

$$K = 0, \quad (3.9a)$$

$$\partial_t K = 0, \quad (3.9b)$$

and assumes spatial conformal flatness (Isenberg-Wilson-Mathews [IWM] approximation [28, 29])

$$\bar{\gamma}_{ab} = f_{ab}, \quad (3.10a)$$

$$\partial_t\bar{\gamma}_{ab} = 0, \quad (3.10b)$$

(where f_{ab} is the metric of flat space) and preserves these conditions in time (at least for an infinitesimally small time interval), then the XCTS equations (3.6) simplify considerably. In Cartesian coordinates ($f_{ij} = \delta_{ij}$), they reduce to [54]

$$\partial^i\partial_i\psi = -\frac{1}{8}\psi^5(A_{ij}A^{ij} + 16\pi\rho_H), \quad (3.11a)$$

$$\begin{aligned} \partial^j\partial_j\beta^i + \frac{1}{3}\partial^i\partial_j\beta^j &= 2\psi^{10}A^{ij}\partial_j(\alpha\psi^{-6}) + 16\pi\alpha\psi^4J^i, \\ &\quad (3.11b) \end{aligned}$$

$$\begin{aligned} \partial^i\partial_i(\alpha\psi) &= \alpha\psi^5\left[\frac{7}{8}A_{ij}A^{ij} + 2\pi(\rho_H + 2J)\right]. \\ &\quad (3.11c) \end{aligned}$$

Here we raise and lower indices with the flat conformal metric, and will do so for all other concrete spatial indices.

Note that, in the literature (as reviewed in, e.g., [54]), authors traditionally invoke a time-like Killing symmetry or quasi-equilibrium to justify the conditions (3.9b) and (3.10b). Typically, the maximal slicing and spatial conformal flatness conditions (3.9a) and (3.10a) are imposed at a later stage. However, swapping the order of assumptions makes the Killing symmetry redundant. That is, if one imposes the conditions (3.9a), (3.10a) from the beginning and preserves these conditions in time, then Eqs. (3.9b), (3.10b) follow *without* assuming Killing symmetry or quasi-equilibrium. A notion of stationarity will be introduced in Sec. IV for the fluid sector, but it is not necessary for the gravity sector of our system if the IWM approximation is employed.

Note that the IWM approximation, while technically convenient, does not allow for purely outgoing gravitational radiation, as would be present in an isolated binary in nature. In particular, the metric of a non-spinning binary system is known to no longer be spatially conformally flat beyond the first post-Newtonian approximation: See, e.g., the discussion in [55, 56] in the quasicircular case, and [57] for some work including eccentricity. The assumption of conformal flatness is thus thought to be responsible for at least some of the initial spurious radiation observed at the beginning of all numerical relativity simulations of compact binaries. (One finds reductions in some components of the initial spurious radiation when one drops the assumption of conformal flatness in the binary black hole case, e.g., [58–62].) The *waveless* approach [63, 64] involves a (constraint-solved) construction of binary neutron star data that does not assume spatial conformal flatness, with some unpublished evolutions [65], but in general this aspect has not been studied nearly as well for binary neutron stars as for binary black holes. Gravitational waves can naturally be accommodated in the *fully constrained formulation* of general relativity [66–69]. Nevertheless, the overall physics of the simulation is not significantly affected by this aspect of the initial data (see [70] in the binary black hole case), though the high-frequency spurious radiation can decrease the accuracy of the simulation [71, 72].

IV. STATIONARY FLUID APPROXIMATION

A. Circular orbits & helical symmetry

Binaries on circular orbits possess a *helical Killing vector* which generates time translations in a rotating frame:

$$k^\alpha = t^\alpha + \Omega\varphi^\alpha = t^\alpha + \Omega(x y^\alpha - y x^\alpha). \quad (4.1)$$

The vectors $\mathbf{t} = \partial_t$, $\mathbf{x} = \partial_x$, and $\mathbf{y} = \partial_y$ generate translations in the t , x , and y directions, respectively, while $\varphi = \partial_\varphi$ generates rotations in the φ direction (i.e., about

the z -axis); Ω is the orbital frequency. For circular orbits, the system appears stationary in a frame corotating with the binary. Hence, by virtue of Noether's theorem (2.19) and (2.20), the *energy in a rotating frame*,

$$\mathcal{E} = -k^\alpha \pi_\alpha \quad (4.2)$$

is conserved along streamlines. The conserved quantity \mathcal{E} , often called the *injection energy* [47], is analogous to the Jacobi constant of motion of test particles around Newtonian circular binaries [45]. For irrotational or corotating binaries on circular orbits, this quantity is constant throughout each star and is extremely useful for constructing equilibrium models numerically via self-consistent field methods [73–78]. As mentioned earlier, this conservation law is equivalent to (a relativistic generalization of) the *strong Bernoulli principle* and follows quickly from the Cartan identity [38, 45] applied to any vector field k^α that Lie-derives the flow:

$$\mathcal{L}_k \pi_\alpha = k^\beta (d\pi)_{\beta\alpha} + \nabla_\alpha (k^\beta \pi_\beta) = 0. \quad (4.3)$$

For flows where u^α is parallel to k^α (such as rigid rotation or rigid translation), the first term in the above equation vanishes by virtue of the Euler equation (2.17). In the more relevant case where the flow is *irrotational*, i.e., the canonical vorticity vanishes, we have

$$\pi_\alpha = \nabla_\alpha \Psi \Leftrightarrow (d\pi)_{\alpha\beta} = \nabla_\alpha \pi_\beta - \nabla_\beta \pi_\alpha = 0, \quad (4.4)$$

for some velocity potential Ψ . The Euler equation (2.17) is thus automatically satisfied and the first term in the identity (4.3) again vanishes, implying that the injection energy (4.2) is constant throughout the star:

$$\nabla_\alpha \mathcal{E} = 0. \quad (4.5)$$

For many binary neutron stars, the stars' spin frequency is much smaller than the orbital frequency for the last ten to twenty orbits before merger, making irrotational flow a natural approximation, as is discussed in Sec. I.

B. Constant three-velocity approximation

For any barotropic flow, Kelvin's circulation theorem guarantees that a flow that is initially irrotational will remain irrotational [47, 79]. This result is exact for time-dependent spacetimes without symmetries. Hence, in what follows, we shall allow for eccentricity but we will retain the assumption of *irrotational flow*. To construct irrotational initial data, one typically substitutes Eq. (4.4) into the continuity equation (2.14) and numerically solves the resulting equation

$$\nabla_\alpha \left(\frac{\rho}{h} \nabla^\alpha \Psi \right) = 0 \quad (4.6)$$

for the velocity potential. This equation requires boundary conditions on the star surface and thus surface-fitted

coordinates are typically used. For elliptic solvers based on Cartesian multigrid methods, this is technically difficult.

Nevertheless, multigrid methods are widespread, as they provide a simple way to test a new method and allow one to solve on the grid used for evolution, avoiding the need to interpolate as well as the need for surface-fitted coordinates (which are required for spectral solvers, such as LORENE [80] and SGRID [81]). In particular, there is a multigrid method implemented in the BAM code [82, 83] that we also use for evolutions. For such multigrid implementations, instead of solving for the velocity potential, it can be convenient to approximate the fluid three-velocity measured by coordinate observers as *homogeneous*, i.e., constant throughout the fluid. In particular, if the neutron stars are initially at apoapsis, with the center of each star located on the x -axis, then we assert that each companion initially moves rigidly along the y -direction with instantaneous four-velocity field approximated by

$$u^\alpha = u^t (t^\alpha + v^y y^\alpha). \quad (4.7)$$

Here, the parameter $v^y := u^y/u^t = dy/dt$ denotes the instantaneous three-velocity of a fluid element measured by a coordinate observer, which we approximate as constant throughout the star. Note that, in general, this parameter has a different sign and magnitude for each star. For irrotational incompressible flows, this quantity is *exactly* constant throughout the star in the Newtonian limit (cf. the discussion in the Appendix). For irrotational, relativistic, compressible flows, this assumption is valid in an approximate sense, as illustrated in Fig. 1. A direct comparison with exact irrotational initial data (obtained by solving for the velocity potential) shows that the parameter v^y is approximately constant to an accuracy of $\sim 1\%$ when the neutron stars are $67 \simeq 100$ km apart (measured by the coordinate separation of their centers; recall that we take $M_\odot = 1$). This accuracy degrades to $\sim 10\%$ when the separation decreases to $31.2 \simeq 47$ km. The Lorentz factor in the above equation is determined from the normalization condition $g_{\alpha\beta} u^\alpha u^\beta = -1$, which yields

$$u^t = [-g_{tt} - 2g_{ty}v^y - g_{yy}(v^y)^2]^{-1/2}. \quad (4.8)$$

The Lorentz factor u^t is not assumed to be constant.

We note that the constant three-velocity approximation (4.7) is *optional*. It merely provides a way of easily constructing initial data for approximately irrotational stars, on circular or eccentric orbits, using multigrid elliptic solvers. One can still opt to solve Eq. (4.6) for the exact velocity potential with a solver that uses surface-fitted coordinates, using a method outlined at the end of the next subsection.

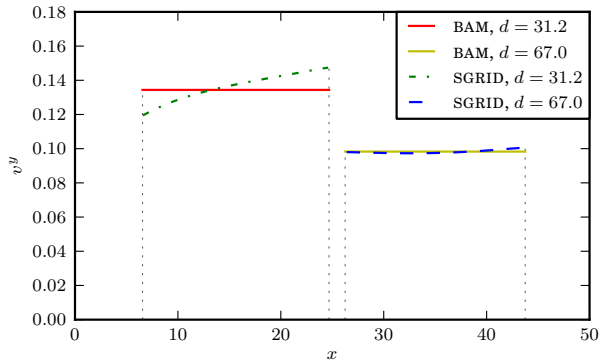


FIG. 1. Comparing equilibrium data constructed with the constant fluid velocity approximation (using the implementation of our method in BAM) to data constructed by solving for the exact velocity potential with SGRID. We show the fluid velocity along the x -axis for two different values of d , the coordinate separation of the stars' centers. One can see a deviation of $\sim 10\%$ for $d = 31.2$, but this deviation decreases to $\sim 1\%$ for $d = 67$. We have cut the data at the surface of the star, denoted by the vertical thin dotted lines, since the velocity is only well-defined in the star's interior.

C. Eccentric orbits & instantaneous helical symmetry

Binaries on eccentric orbits are not stationary in a rotating frame and thus lack helical symmetry. Hence, no self-consistent method for constructing initial data existed for eccentric binaries to date, and numerical relativity groups have resorted to using a superposition of boosted spherical stars as initial data, possibly solving the constraints, but not solving the Euler equation. Use of such initial data entails not one, but three distinct physical approximations regarding the fluid configuration: (i) that the stars are spherical and thus lack tidal deformation, (ii) that the fluid is stationary in a linearly comoving frame, and (iii) that the initial velocity field is homogeneous, i.e., constant throughout the fluid. The above approximations are only valid at infinitely large separation and are violated as the stars inspiral towards each other. In addition, the metric construction as a linear superposition of boosted spherical star data entails (iv) violations of the Einstein constraint equations.

Thus, it remains an open question whether the f -mode oscillations observed in simulations of highly eccentric binary neutron stars [20, 21] and black hole-neutron star binaries [23, 24] are spuriously excited due to inconsistent initial data. In what follows, it will be demonstrated that the above approximations are distinct and may in fact be relaxed one by one. This allows one to examine whether removing certain approximations removes spurious oscillations in the early part of inspiral simulations. In particular, it will be shown that dropping assumptions (i), (iv) and retaining assumptions (ii), (iii), leads to os-

cillations of the same magnitude as for boosted spherical stars. On the other hand, the oscillations are nearly eliminated if assumption (iii) is retained but assumption (ii) is dropped. That is, *stationarity in a linearly comoving frame is the main source of error in boosted spherical star initial data*. In the circular limit, the data should be *stationary in a rotating frame*. One can quantify the discrepancy between these two symmetries by testing the former symmetry against exact circular initial data stationary in a rotating frame; the discrepancy (10–20%) is comparable in magnitude to the central density oscillations in simulations. Thus, for eccentric binaries, the main difficulty is to define a suitable notion of stationarity, i.e., to obtain a generalization of the vector field (4.1) for which the energy (4.2) is approximately constant.

We shall assume that the neutron stars are initially at apoapsis, with the center (i.e., point of maximum density) of the star of mass m_1 , m_2 located respectively at position

$$x_1 = a(1 + e) \frac{m_2}{m_1 + m_2} + x_{\text{cm}}, \quad (4.9a)$$

$$x_2 = -a(1 + e) \frac{m_1}{m_1 + m_2} + x_{\text{cm}} \quad (4.9b)$$

on the x -axis, where x_{cm} denotes the initial position of the center of mass (on the x -axis). Here, a , b , and $e = (1 - b^2/a^2)^{1/2}$ denote the semimajor axis, semiminor axis, and eccentricity¹ of the ellipse traced by the vector joining the two star centers and the binary's center of mass. We have selected the *apoapsis* for our construction of initial data because this represents a moment of *time symmetry* of the radial motion, in the sense that the radial velocity vanishes. In addition, maximizing the distance between the two stars happens to maximize the accuracy of our approximations.

We seek a vector field k^α that approximately Lie-derives the flow. If such a vector exists, and the flow is irrotational, then the Cartan identity (4.3) will give an injection energy of the form (4.2) that is approximately constant throughout the fluid. In light of Eq. (4.7) and the fact that the difference between a circular orbit and an eccentric orbit lies in the magnitude of the y -component of the initial 3-velocity at the apoapsis, our *ansatz* consists of generalizing the helical vector field (4.1) by adding a boost along the y -direction. This amounts to a change in the center of rotation of the helical vector, and we shall use both viewpoints interchangeably in what follows. These considerations lead us to introduce what we term an *instantaneously inscribed helical vector* (or, more informally, a “*helliptical*” vector),

$$k^\alpha = t^\alpha + \omega \varphi^\alpha + \lambda y^\alpha = t^\alpha + \omega [(x - x_c)y^\alpha - y x^\alpha], \quad (4.10)$$

¹ The parameter e estimated via this formula is only used as input to monotonically control the eccentricity of the orbit obtained upon evolving the initial data. Due to finite-size and relativistic effects, the actual orbits deviate from closed ellipses and the orbital eccentricity deviates from the Newtonian point particle limit, cf. Secs. IV D and VII C.

with a rotation frequency ω that now differs from the orbital frequency. The displacement x_c , or boost parameter $\lambda = -\omega x_c$, will be determined on physical grounds (with λ and x_c different for each star). The choice $\omega = 0$ and $\lambda = v^y$ would lead to $k^\alpha = t^\alpha + v^y y^\alpha$, implying stationarity in a linearly comoving frame. As mentioned earlier, constructing initial data with this assumption yields spurious oscillations of similar magnitude to boosted spherical stars and thus explains why assumption (ii) described above must be dropped.² Instead, for eccentric binaries, the parameter ω should be nonzero and λ (or x_c) should vanish in the circular limit.

The ω parameter can be determined by requiring that Eq. (4.3) holds exactly for incompressible binaries on Newtonian eccentric orbits (cf. the discussion in the Appendix). This yields

$$v_{1,2}^y = (1 - e)\omega(x_{1,2} - x_{\text{cm}}). \quad (4.11)$$

The positions of the star centers, $x_{1,2}$, are given by (4.9) and

$$\omega = (1 + e)^{-1}(1 - e^2)^{-1/2}\bar{\Omega}, \quad (4.12)$$

where $\bar{\Omega} = 2\pi/T$ is the mean motion and T is the orbital period. The λ or x_c parameter can then be determined by requiring k^α to be initially parallel to u^α at the star center. Substituting (4.9) into (4.10) and comparing to (4.7) yields

$$\lambda_{1,2} = -\omega x_{c_{1,2}} = -v_{1,2}^y \frac{e}{1 - e} - \omega x_{\text{cm}}, \quad (4.13)$$

with $v^y = v_{1,2}^y$ given by (4.11). As expected, for $e = 0$ the inscribed helical symmetry vectors (4.10) yield initial data for circular orbits, while $e = 1$ corresponds to zero tangential velocity $v_{1,2}^y = 0$ for a fixed ω , giving a head-on collision starting from rest. [Note that ω blows up as $e \nearrow 1$. This can be seen in Eq. (4.11), which our method reproduces in the Newtonian limit, as discussed below, even though we do not use that equation to determine ω . However, one can simply set $\omega = 0$ and $v_{1,2}^y = 0$ in our method to obtain an exactly head-on collision.]

The parameters ω and λ in the inscribed helical symmetry vectors in Eq. (4.10) have been determined such

² In particular, this choice would mean that $(\partial_t + v^y \partial_y)h$ vanishes. For circular orbits, one can check this against the exact enthalpy profile, which satisfies $(\partial_t + \Omega \partial_\varphi)h = 0$. Using this exact relation to eliminate the time derivative, the previous expression becomes $(\partial_t + v_{1,2}^y \partial_y)h = \Omega[(x_{1,2} - x)\partial_y + y\partial_x]h$ for star 1, 2. This quantity does not vanish in the circular limit except at the stellar center $x = x_{1,2}$, $y = 0$. In addition, the force equation [of the form (4.20)] one obtains from the injection energy (4.2) that is constructed from $k^\alpha = t^\alpha + v^y y^\alpha$ violates true force balance at the center of the star. The violation stems from the absence of centrifugal forces, which leave gravitational forces unbalanced. This results in density oscillations of order 10 – 20% in simulations, as illustrated in Fig. 4.

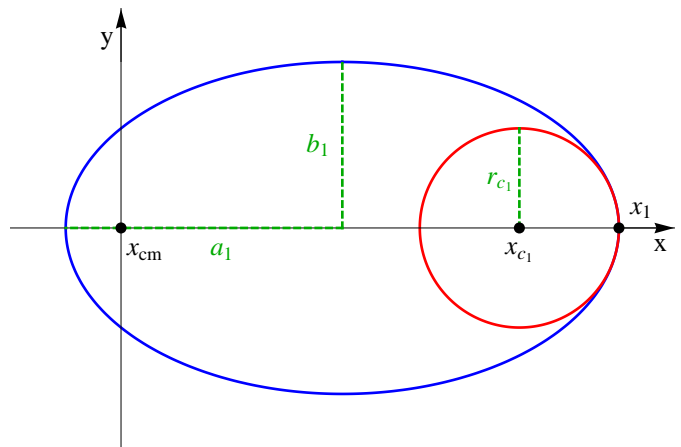


FIG. 2. Illustration of the approximation of the orbits by using circles inscribed into the orbital ellipse in a way that their curvature is the same as the one of the ellipse. We show the scaled semimajor axis $a_1 = a \frac{m_2}{M}$, semiminor axis $b_1 = b \frac{m_2}{M}$, and the radius $r_{c_1} = b_1^2/a_1$ and center x_{c_1} of the inscribed circle as well as the center x_1 of one star. The center of mass is denoted by x_{cm} .

that we get the correct answer for irrotational incompressible stars moving on ellipses (see the Appendix).

There is, however, a completely different way to obtain this result. All we need are the following three reasonable assumptions: (i) There exists a vector k^α that approximately Lie-derives the flow. (ii) k^α is along the motion of the star center. (iii) Each star center moves along a segment of an elliptic orbit at apoapsis.

Assumption (ii) is absolutely necessary, otherwise k^α can never be an approximate Killing vector. Assumption (iii) specifies what orbit we want. It seems reasonable that at least approximately we should have Newtonian and thus elliptic orbits. Since we only need a small segment of an orbit near apoapsis, we will approximate this segment by the circle inscribed into the elliptical orbit there (see Fig. 2), i.e., the circle that has the same curvature radius R_c as the ellipse at apoapsis. From elementary considerations it is clear that R_c has to be $R_c = (1 - e^2)A$ for an ellipse with semimajor axis A and eccentricity e . In Newtonian theory it is well known that two particles of masses m_1 and m_2 that orbit around each other, move on ellipses with semimajor axes $a_1 = \frac{d_1}{1+e}$ and $a_2 = \frac{d_2}{1+e}$, where d_1 and d_2 are the distances of the particles from the center of mass at apoapsis. Thus the radii of the inscribed circles have to be

$$r_{c_{1,2}} = (1 - e)d_{1,2}. \quad (4.14)$$

Obviously these two inscribed circles are not centered on the center of mass, but on the points

$$x_{c_{1,2}} = x_{1,2} \mp r_{c_{1,2}} = x_{\text{cm}} + e(x_{1,2} - x_{\text{cm}}), \quad (4.15)$$

where we have used $d_{1,2} = |x_{1,2} - x_{\text{cm}}|$ and assumed that apoapsis occurs on the x -axis. (The upper and lower signs

correspond to the subscripts 1 and 2, respectively.) Assumption (ii) then tells us that the approximate Killing vector must have the form

$$k_{1,2}^\alpha = t^\alpha + \omega_{1,2} [(x - x_{c_{1,2}})y^\alpha - yx^\alpha] \quad (4.16)$$

near each star. While the expressions for k_1^α and k_2^α in Eq. (4.16) look different, we will show next that $\omega_1 = \omega_2$, so that far from the stars (where $x \gg x_{c_{1,2}}$) there is only one approximate Killing vector. From the definition of the center of mass, we obtain $m_1 d_1 = m_2 d_2$ and thus using Eq. (4.14) we find

$$m_1 r_{c_1} = m_2 r_{c_2}. \quad (4.17)$$

If we assume that the center of mass is at rest, momentum conservation demands that $m_1 \omega_1 r_{c_1} = m_2 \omega_2 r_{c_2}$. Together with Eq. (4.17), this implies that

$$\omega_1 = \omega_2 =: \omega. \quad (4.18)$$

Finally, in order to satisfy assumption (ii), v^y in Eq. (4.7) must be chosen to be

$$v_{1,2}^y = \pm \omega r_{c_{1,2}} = (1 - e)\omega(x_{1,2} - x_{\text{cm}}). \quad (4.19)$$

The value of ω is usually derived from a ‘‘force balance’’ equation, which has the form of Eq. (4.5) applied at the center of each star. In the Newtonian limit, this equation reads

$$\bar{D}_i \mathcal{E} = 0, \quad (4.20)$$

where the injection energy in star 1 is given by

$$\mathcal{E} = \frac{1}{2}v^2 + \Phi + h - \omega [(x - x_{c_1})v^y - yv^x] \quad (4.21)$$

and Φ is the Newtonian gravitational potential. Here \bar{D}_a is the covariant derivative compatible with the Euclidian 3-metric f_{ab} in \mathbb{E}^3 . (We have used the same notation for this covariant derivative as for the covariant derivative compatible with the conformal 3-metric, since we took the conformal 3-metric to be flat.) If the stars are far apart and thus almost spherical, then the orbits are almost elliptic and we can approximate the potential due to star 2 as that of a point mass, given by $\Phi = -Gm_2/\|\mathbf{x} - \mathbf{x}_2\|$, and neglect the gradient of star 1’s potential at its center. (We show factors of G explicitly here and during the rest of this discussion to make the distinction between the gravitational and centripetal forces immediately apparent.) If we use this expression in Eq. (4.20) at the star center $x = x_1$ where the enthalpy is maximum, $\partial_x h = 0$, we find

$$G \frac{m_2}{r^2} - \omega v^y = 0, \quad (4.22)$$

where r is the separation of the stars. Using $v^y = v_1^y$ from Eq. (4.19) we find

$$G \frac{m_1 m_2}{r^2} = m_1 \omega^2 r_{c_1}, \quad (4.23)$$

which implies that ω is such that the centripetal force needed to keep star 1 on the inscribed circular orbit is provided by the gravitational force due to star 2.

Thus the ansatz (4.10) admits a beautifully simple geometrical interpretation. The vector k^α can be interpreted as an *instantaneously inscribed helical vector field*, that generates time translations in a frame rotating about a point $(x_{c_{1,2}}, 0, 0)$ given by Eq. (4.15). When projected onto a spatial slice Σ_t , the integral curves of this vector field are *circles inscribed into the elliptic trajectory at the apoapsis*, with their center at $(x_{c_{1,2}}, 0, 0)$ and a radius $r_{c_{1,2}}$ equal to the *radius of curvature of the ellipse at the apoapsis*. Contrary to the circular case, the integral curves of this vector field do not coincide with the (eccentric) orbit of the star center (though they are tangent to each other at $t = 0$, which suffices for constructing initial data), and the energy (4.2) is not conserved by the flow. Instead, as one may see by operating with $k^\alpha \partial_\alpha$ on (A16), this energy is constant spatially [Eq. (4.20) is satisfied throughout the fluid] at the initial time $t = 0$ but not for $t > 0$. Because the spatial derivatives of the injection energy \mathcal{E} approximately vanish initially, we infer that its time derivative also vanishes instantaneously (i.e. $\partial_t \mathcal{E} = -k_{1,2}^\alpha \partial_\alpha \mathcal{E} = 0$ at $t = 0$). Eq. (2.20) is then satisfied and, in this sense, $k_{1,2}^\alpha$ may be considered approximate Killing vectors for the region of spacetime occupied by each star.

In principle, if one wishes to construct initial data at any time (not necessarily at apoapsis), one could use a more general ansatz, $k^\alpha = t^\alpha + \omega [(x - x_c)y^\alpha - (y - y_c)x^\alpha]$, with the parameters ω , x_c and y_c determined by assuming that the orbit is *instantaneously circular*, i.e., by constructing a circle inscribed at the elliptic trajectory at the point of interest. We have not tested this more general construction, as nonvanishing radial derivatives and close separation are expected to degrade accuracy. Instead, for reasons detailed above, we opt to construct initial data at apoapsis and set $y_c = 0$. Note that the stars will likely obtain a small initial radial velocity component when the data are evolved, from the ‘‘kick’’ due to the initial spurious radiation. However, at the relatively large separations we are considering, this radial velocity component will be small, so the stars’ orbit will still begin very close to periapsis, thus retaining all of the favorable features which led us to choose that point.

With the ansatz (4.10), the first integral (4.2) to the relativistic Euler equation (2.17) becomes

$$\mathcal{E} = -h\{u_t + \omega [(x - x_c)u_y - yu_x]\}, \quad (4.24)$$

where

$$u_\mu = g_{\mu\nu} u^\nu = u^t (g_{\mu t} + v^y g_{\mu y}) \quad (4.25)$$

if the constant 3-velocity approximation (4.7) is used, or

$$u_\mu = h^{-1} \nabla_\mu \Psi \quad (4.26)$$

if one solves Eq. (4.6) for the exact velocity potential. In this case, time derivatives are eliminated in favor of spatial derivatives using the replacements $\partial_t \Psi \rightarrow$

$-\mathcal{E} - k^\alpha D_\alpha \Psi$, $\partial_t \rho \rightarrow -k^\alpha D_\alpha \rho$ [with k^α denoting the spatial part of the vector field (4.10) and D_α the covariant derivative compatible with the physical 3-metric γ_{ab}], resulting in the equation [47]

$$D_\alpha D^\alpha \Psi = (\beta^\alpha + k^\alpha) D_\alpha \Lambda - [D^\alpha \Psi - \Lambda(\beta^\alpha + k^\alpha)] D_\alpha \ln \frac{\alpha \rho}{h}, \quad (4.27)$$

where $\Lambda := \alpha^{-2}[\mathcal{E} + (\beta^\alpha + k^\alpha) D_\alpha \Psi]$. For fixed h and $\rho(h)$, this equation is elliptic [the principal part is $\gamma^{ab} + \ell^a \ell^b$, $\ell^a := \alpha^{-1}(\beta^\alpha + k^\alpha)$, which is clearly positive definite, since the 3-metric is positive definite]. It can be solved iteratively for Ψ using a numerical Poisson solver, with the right hand side (including the additional terms one obtains if one does not assume spatial conformal flatness) treated as a fixed source in each iteration, as in [64]. The boundary condition

$$[D^\alpha \Psi - \Lambda(\beta^\alpha + k^\alpha)] D_\alpha \rho|_S = 0 \quad (4.28)$$

is imposed on the surface of the star [47].

Taking the Newtonian limit of the energy (4.24) (cf. the discussion in the Appendix) and applying Eq. (4.20) at the center of one star [given by (4.9) and defined as the point of maximum specific enthalpy, $\partial_x h|_{x=x_{1,2}} = 0$] yields a force balance equation $\partial_x \mathcal{E}|_{x=x_{1,2}} = 0$. It is reassuring and straightforward to check that, for inverse square gravitational forces, this equation amounts to Kepler's third law for eccentric binaries

$$\bar{\Omega}^2 = \frac{G(m_1 + m_2)}{a^3}, \quad (4.29)$$

where a is the semimajor axis of the ellipse traced by the vector joining the two star centers.

D. Radiation reaction & radial velocity

When the eccentricity parameter e is set to zero, the ansatz (4.10) reduces to the helically symmetric ansatz (4.1). However, because this expression neglects the radial velocity due to radiation reaction, responsible for binary inspiral, evolutions of helically symmetric data exhibit residual eccentricity, e.g., the orbital separation acquires an oscillatory contribution and does not decrease monotonically in time [84]. In light of the preceding discussion, a way to incorporate radial velocity is to include a (constant as measured by coordinate observers) three-velocity v^x along the radial (initially x -) direction in u^α and k^α , thereby replacing Eqs. (4.7) and (4.10) by the ansatz

$$u^\alpha = u^t(t^\alpha + v^x x^\alpha + v^y y^\alpha) \quad (4.30)$$

and

$$k^\alpha = t^\alpha + \omega(x - x_c)y^\alpha - (\omega y - v^x)x^\alpha. \quad (4.31)$$

The relation between ωx_c and v^y is again given by Eq. (4.11), which guarantees that the condition $u^\alpha = u^t k^\alpha$ is satisfied at the center $x = x_{1,2}$ of each star.

The radial velocity parameter v^x can be determined, for example, by post-Newtonian or effective-one-body theory, with or without tidal (finite-size) corrections for the given equation of state. This has been sufficient to significantly decrease the eccentricity in simulations in the past (for example, the simulations performed in [85] used a Lorentz boost of the initial data based on point-particle post-Newtonian values for the radial velocity and led to significantly lower eccentricity than the simulations in [86] that did not incorporate radial velocity). Alternatively, if one wishes to obtain truly quasicircular data, then one may set $e = 0$ and an initial value for v^x in the above equations, evolve the resulting data for a period of time adequate to determine the orbital eccentricity, adjust v^x to reduce the eccentricity, and iterate this process until the resulting eccentricity is sufficiently small, similarly to what has been done for binary black hole simulations [87–91].³

As stated earlier, the approximation (4.30) is meant to be used when elliptic solvers without surface-fitted coordinates are employed. If surface-fitted solvers are available, one may instead solve the elliptic equation (4.27) for the velocity potential, with k^α given by (4.31). In either case, the approximate first integral to the Euler equation is given by (4.2), and provides the basis for a self-consistent iteration that will be outlined below.

If the stars are represented by compact monopole sources that inspiral towards their center of mass with a time-dependent radial velocity, then one can straightforwardly show that the vector (4.31) Lie-derives the Newtonian gravitational field in a zone near each monopole. In this sense, the vector field is approximately Killing near each compact star. Note that this is not true globally and that the vector field is different for each star; this does not limit our formulation since k^α is merely used for the hydrodynamics inside each star and not for the gravitational field equations.

V. NUMERICAL METHOD

A. Elliptic solver

To construct binary neutron star initial data (i.e., expressions for the five elliptic quantities ψ , α , and β^i and the matter density profile, in our constant 3-velocity approximation), we solve the five elliptic equations (3.11) together with the first integral of the Euler equation (4.24), where the latter has to be fulfilled throughout the stars. We solve these equations by iteration using a self-consistent field method. In each step we approximate derivatives by standard second-order finite differencing operators in a full approximation storage (FAS)

³ While the present manuscript was near completion, we were informed that recently this procedure was also implemented in [84] for binary neutron star simulations.

multigrid scheme with nested boxes on a Cartesian grid. We employ a red-black Gauß-Seidel method [92] for our relaxation scheme. This method should lead to second-order convergence, since it uses second-order finite differencing. However, if desired, the computation could be extended to up to eighth-order finite differencing using the OLLIPTIC code [93], and therefore yield higher convergence orders. Another way to increase the accuracy and obtain spectral convergence would be to implement the method in SGRID.

The iteration process is highly sensitive to the initial guess and cannot be started with an arbitrary set of values. Solutions to Einstein's equations for isolated non-rotating neutron stars are well known and will serve as an initial guess for our iteration. We proceed as in [20]. We first construct two single relativistic non-rotating spherical stars (solutions to the Tolman-Oppenheimer-Volkoff [TOV] equations [94, 95]) with the same baryonic mass or central density (depending on what we fix during the iteration) as that desired for the stars in the initial data. We then boost these stars with a Lorentz transformation in the $\pm y$ direction to give the appropriate orbital motion and superpose the resulting 4-metrics by

$$g_{\mu\nu}^{(\text{sup})} = g_{\mu\nu}^{(1)} + g_{\mu\nu}^{(2)} - \eta_{\mu\nu}, \quad (5.1)$$

where $g_{\mu\nu}^{(A)}$ denotes the metric of star $A \in \{1, 2\}$ (including the boost) and $\eta_{\mu\nu}$ is the Minkowski metric. We extract initial values for the elliptic quantities from the superposed 4-metric and also initialize the matter enthalpy profile using the TOV solution. Since the spatial metric is not conformally flat, due to the boost, we simply take ψ^4 to be the xx component of the 3-metric. Note that one can usually take the boost to be zero without affecting the convergence if the stars are widely separated (as in all the eccentric runs we show in Sec. VII). However, a nonzero boost is necessary to obtain convergence when the stars are close (as in the $d = 31.2$ run shown in Fig. 1); here we set the boost parameter by hand to reproduce the expected fluid velocity.

The grid is simple Cartesian, and hence not compactified in any spatial direction. We choose large grid setups and thus distant outer boundaries, which are located far away from the stars at a distance of ~ 3000 , while a typical stellar radius is ~ 10 . We set Dirichlet boundary conditions for the elliptic variables (ψ , α , and β^i) at our outer boundary by using values from the superposed TOV metric there, which we find produces better results (e.g., better agreement with SGRID at the boundary in the quasicircular case) than just using the values these variables would have at infinity (i.e., $\alpha = \psi = 1$ and $\beta^i = 0$).

B. Iteration scheme

In each iteration step we have to compute four constants from the integrated Euler equation (4.24) and its

derivative with respect to x , which—evaluated at the star's center—yields the force-balance equation

$$0 = \{\partial_x u_t + \omega [(x - x_c) \partial_x u_y + u_y - y \partial_x u_x]\}_{|x=x_{1,2}}. \quad (5.2)$$

The constants of interest are the orbital frequency ω , the center of mass x_{cm} , and the injection energy of each star $\mathcal{E}_{1,2}$, which is given as the constant of integration. We are free to make arbitrary choices for the central density and the separation of the stars in advance and fix them throughout the iteration. Note that it is also possible to fix the total rest-mass instead of the central density, which we do when computing sequences. We evaluate both the first integral to the Euler equation (4.24) and the force balance-equation (5.2) at the centers of the two stars, which are located at fixed positions $x_{1,2}$. For unequal mass stars, we have to use a root finder inside our overall iterative scheme to obtain these constants, but for equal mass stars this system is degenerate and x_{cm} can simply be set to zero, allowing us to use algebraic solutions without an additional call to a root finder (though we still solve by iteration overall).

Using (4.25), the first integral can be written as

$$\mathcal{E}_{1,2} = -hu^t \{-\alpha^2 + \psi^4 [\beta^i \beta_i + v_{1,2} \beta^y - \omega y \beta^x + \omega(x - e(x_{1,2} - x_{\text{cm}}) - x_{\text{cm}})(\beta^y + v_{1,2})]\} \quad (5.3)$$

and the force-balance equation can be rewritten in the same way. The latter can be solved for ω algebraically if we set $h'(x_1) = 0$, which ensures that the maximum density stays at the center of the star. (While the force-balance equation contains u_t , which depends on ω , we solve it with u_t fixed, and then update u_t later in the iteration.) The frequency ω can now be substituted into (4.24), along with value of the enthalpy h obtained from the fixed central density, to obtain the injection energy \mathcal{E} . Using these values for ω and \mathcal{E} , we are able to compute the enthalpy density profile by solving (5.3) for h . We then use the equation of state to obtain the mass density $\rho(h)$. We finally update u_t using (4.8) [and (4.25) to lower the index] and the new values of the constants and solve the force-balance equation for ω again with the new u_t , iterating over these steps until the change in ω falls below numerical accuracy, which usually happens after a few iterations.

Having gathered all the necessary constants, we can compute the source terms using (3.8) and then use the multigrid scheme to solve the elliptic equations. In this step, we employ softening, i.e., instead of taking the full value of the updated variable, we use a weighted average of the old and new variables. Specifically, all elliptic variables X are set using $X = 0.25X_{\text{new}} + 0.75X_{\text{old}}$, similar to the softening used in [31]. We then return to the computation of the constants, which are no longer valid, since the elliptic variables have now changed. This process is iteratively repeated until the change in the elliptic variables falls below a prescribed threshold.

VI. QUASICIRCULAR ORBITS

Here we give examples of quasicircular initial data constructed with our method, and verify the code's results against those obtained using SGRID. We summarize the properties of the initial data sets we consider in this section and the following one in Table I, which also gives the labels we use for the different sets.

We compare the $e = 0$ limit of our data with helical Killing vector initial data constructed using the spectral code SGRID [81], which solves for the velocity potential using surface-fitted coordinates and also compactifies the grid to include spatial infinity. For the purposes of our comparison, we use $n_A = n_B = 24$, $n_\phi = 8$, $n_c = 16$ points in SGRID (see [81] for details about SGRID's grid structure), which is sufficiently accurate, due to the code's spectral convergence.

We perform evolutions of the data using the BAM code, which is a finite difference adaptive mesh refinement code for evolving the Einstein equations [82], and includes a high resolution shock-capturing module to solve the equations of relativistic hydrodynamics [83]. Specifically, we use the same evolution setup as in [96], with the following differences: We use second-order spatial finite differencing for the geometry, consistent with the order of the multigrid algorithm, and fourth-order Runge-Kutta integration in time, along with fourth-order Kreiss-Oliger dissipation (with a factor of 0.5), as appropriate for second-order spatial finite differencing. For the evolution of the fluid quantities, we use the (formally) fifth-order weighted-essentially-non-oscillatory WENOZ scheme found to improve accuracy in [97]. Finally, in the gauge conditions, the coefficient of the contracted Christoffel symbol in the $1 + \log$ shift [in Eq. (15) in [83]] has been set to 1 instead of the value of $3/4$ used in [83, 96, 97]. (This is a minor change that was made for convenience in [98] and is not expected to affect anything significantly.)

First, we want to test convergence of the initial data solver using the *ecc0* dataset. Therefore, we consider three different resolutions, with a finest grid spacing of 0.09375, which is within the range of desired resolutions for production runs. We kept the outer boundaries fixed at a distance of ~ 500 with 5 levels of mesh refinement (where each level doubles the resolution), which is sufficient for our purposes. One can use more refinement levels for highly accurate data intended for evolution and gravitational-wave extraction. Fig. 3 shows the expected second-order convergence in a one dimensional comparison of the momentum constraint. Here we plot the largest of the components, which is the y -component, since the stars are initially moving in the $\pm y$ -direction. The convergence behavior for the other components or the Hamiltonian constraint is similar. At the surface of the stars we can see some deviation from perfect convergence, including spikes in the constraint violations at the surface itself (shown in Sec. VII A in the eccentric case), which are cut off here to show the central behavior in detail. These

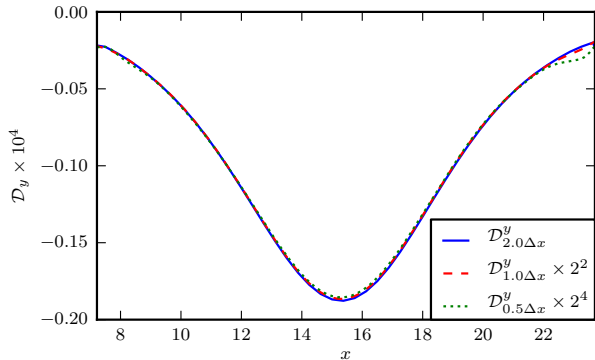


FIG. 3. The y -component of the momentum constraint (\mathcal{D}^y) for the *ecc0* setup. We plot \mathcal{D}^y along the x -axis (which passes through the centers of both stars) for three grid spacings of $\Delta x = 0.1875$, $2\Delta x$, and $\Delta x/2$ in the finest box. The constraint violations were computed with second-order finite differencing, which represents the accuracy of the multigrid algorithm, so we scale the two finer resolutions as appropriate for second-order convergence. Note that the feature on the right side of the plot is due to inaccuracies at the surface of the star, leading to the spikes that we can also see in the eccentric case (see Sec. VII A) but do not show here to focus on the convergence in the strong-field interior of the star.

features are undesirable, but they are not easy to remove in an implementation without surface-fitted coordinates. The convergence in the eccentric case is further detailed in Sec. VII A, which includes a discussion of the spikes and a comparison of the convergence of the Hamiltonian and momentum constraints.

As mentioned earlier, using initial data inconsistent with the hydrodynamic properties of the system can lead to spurious oscillations of the neutron stars, which would contaminate the gravitational wave signal. As shown in Fig. 4, the oscillations obtained in the evolution of the SGRID data (which solves for the velocity potential in addition to solving the constraints) are negligible compared to those obtained when evolving superimposed spherical TOV stars, which exceed $\sim 20\%$. The latter configurations are generated by choosing a boost parameter that results in an overall velocity that is similar to the known values for the (approximately) quasicircular orbit from SGRID and subsequently evaluating the orbits and tuning the boost parameter to iteratively lower the orbital eccentricity (via bisection). Note that it is possible to reduce the spurious oscillations even for simple superimposed TOV data by changing the stars' shapes, as found by Tsatsin and Marronetti [99], who adjusted the coordinates, matter density, and velocity in an ad hoc but tunable way. This allowed them to reduce the oscillations by an order of magnitude, even without explicitly solving the hydrodynamic and constraint equations.

On the other hand, solving the hydrodynamic and constraint equations, but assuming stationarity in a linearly comoving frame does not significantly reduce the spuri-

TABLE I. Parameters for the initial data sets considered in this paper. Here $m_{1,2}$ denotes the baryonic mass of one of the stars (recall that we are only considering the equal-mass case in this paper), d denotes the initial coordinate separation of the stars’ centers, e is the eccentricity parameter set in the initial data, and λ denotes the boost parameter used in the inscribed helical symmetry vectors. Additionally, κ is the scale parameter in the polytropic EOS, $(\Delta x)_{\min}$ denotes the finest grid spacing, and “points” denotes the number of points used in each direction on each of l_{\max} refinement levels (as well as the fundamental grid level $l = 0$, giving $l_{\max} + 1$ levels total); the levels with $l \geq l_{\text{mv}}$ are moving. (We do not give l_{mv} for the sequence data sets *seq0–seq0.9*, which we do not evolve.) We name the sets using their eccentricity, with markers for the cases with a different choice of the boost parameter (“v”), data used for a sequence (“seq”), and an additional high-resolution case (“high”).

Name	$m_{1,2}$	d	e	λ	κ	$(\Delta x)_{\min}$	points	l_{\max}	l_{mv}
ecc0	1.620	31.3	0	$-\omega x_c$	123.65	0.09375, 0.1875,	194, 98,	5	1
						0.375	50		
ecc0v	1.620	31.3	0	v^y	123.65	0.1875	98	5	1
seqe	1.625	[30.64, ..., 51.44]	0, 0.2, 0.5, 0.9	$-\omega x_c$	123.65	0.156	146	8	...
ecce	1.504	80.0	0.45, 0.5, 0.6, 0.73, 0.8, 0.915, 0.96	$-\omega x_c$	100	0.25	130	6	3
ecc0.915high	1.504	80.0	0.915	$-\omega x_c$	100	0.125	258	6	3

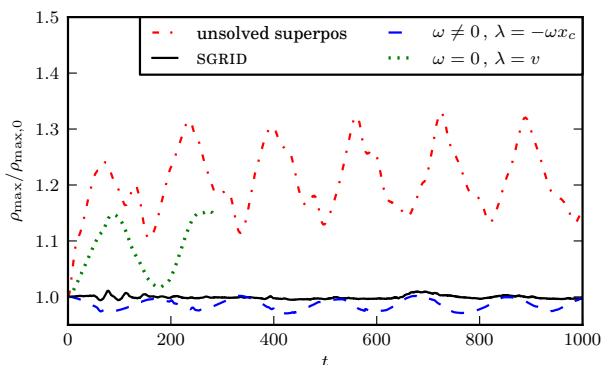


FIG. 4. Comparison of the oscillations of the star, measured using the maximum density at each timestep, ρ_{\max} , normalized by the maximum density at $t = 0$, $\rho_{\max,0}$. We show evolutions of SGRID data (solid black) and the corresponding dataset constructed with our method assuming stationarity in a rotating frame (*ecc0*, blue dashed). One can clearly see the improvement over the strongly oscillating curves of superimposed boosted spherical stars (red dot dashed) and data computed using stationarity in a linearly comoving frame (*ecc0v*, green dotted). Note that the latter data set was only evolved for a short time, since we were only interested in the spurious oscillations.

ous oscillations. As a noteworthy caveat, one should keep in mind that the configurations that assume stationarity in a linearly comoving frame do not converge easily; one must use significant softening (over-relaxation) and carefully adjust the order in which the equations are iterated. Although the errors become smaller and the solution seems to converge after a few iterations, the error seems to saturate and the solution tends to diverge after a large number of iterations if the error tolerance is small. Since in this case, as discussed in Sec. IV C, true force balance is lacking (a major source of instability, cf. footnote 2), we did not pursue this approach further.

By employing assumptions consistent with the hydrodynamic properties of the system, i.e., assuming stationarity in a rotating frame at apoapsis (discussed in Sec. IV C), the density oscillations exhibited in simulations were reduced by an order of magnitude, i.e., to $\sim 2\text{--}3\%$, as shown in Fig. 4. It will be shown in Sec. VII A that the remaining density oscillations can be further reduced (at approximately second order in our grid spacing) by increasing the resolution. Unlike the method in [99], our approach does not require any fine tuning, satisfies the constraint equations, and leads to smaller density oscillations than the ad hoc method in [99].

VII. ECCENTRIC ORBITS

A. Convergence

In this section, we perform evolutions of initial data sets constructed using the pair of inscribed helical symmetry vectors (4.10) for nonzero eccentricity. We first consider initial data for the *ecc0.915(high)* cases (whose parameters are given in Table I). The grid setup is a realistic one that could be used for production-quality evolutions, with 6 levels of mesh refinement (beyond the coarsest grid level) and an outer boundary at $\sim 10^3$. We consider two resolutions: The lower resolution has 130^3 points in each refinement level and a finest resolution of 0.25 (with 64 points across the star). The higher resolution has 258^3 points in each refinement level and a finest resolution of 0.125 (with 128 points across the star). It took 0.6 and 0.9 hours to generate initial data for these two configurations on the JUROPA cluster, running on 96 and 256 processors, respectively. This nicely illustrates the benefit of the simplicity of the implementation, as the ratio of time for evolution to initial data computation is satisfyingly large: Even for this very short run, the total wall clock time to merger (at ~ 800 simula-

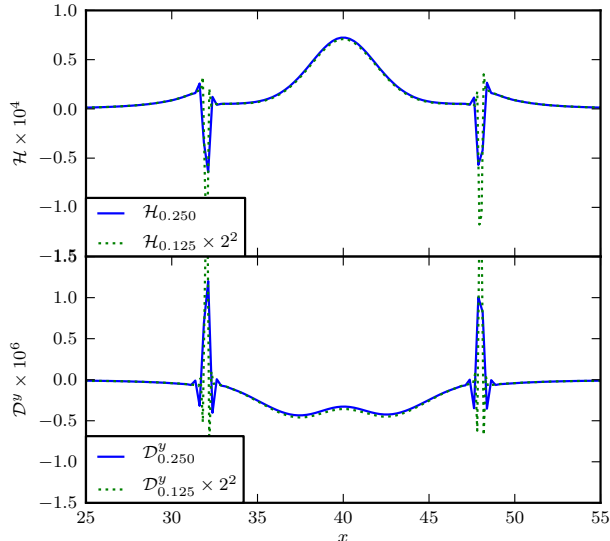


FIG. 5. The initial constraint violations for the *ecc0.915* data in the finest box (surrounding one star) along the x -axis, which passes through both stars’ centers. We show the Hamiltonian constraint (\mathcal{H}) and the y -component of the momentum constraint (\mathcal{D}^y) for two resolutions, with grid spacings of 0.25 and 0.125 in the finest box and demonstrate second-order convergence of the constraints computed with sixth-order finite differencing stencils, the same order used in the evolution of this dataset we show later. (Recall that the initial data code is only second order accurate.)

tion time) was ~ 25 and ~ 50 times longer than the time it took to solve for the initial data for the low- and high-resolution runs, respectively. For longer evolutions this ratio is even larger [e.g., the total wall clock time to merger for the (low-resolution) *ecc0.45* case is ~ 6 times longer than the *ecc0.915* case, while the initial data solve took about the same time for both eccentricities].

In Fig. 5, we show convergence of the Hamiltonian and momentum constraints in the finest box (surrounding one star) along the axis passing through both stars’ centers. (We chose this dataset with a relatively large value of $e = 0.915$ as a representative for all other eccentricities. The Hamiltonian and momentum constraint for other values of e are almost the same as for the case at hand.) The convergence is clearly of second order, as expected, apart from some spikes at the surface of the star, which are also to be expected, since the density of the $n = 1$ polytropic stars we consider has a cusp at the surface (i.e., it is not differentiable there). Moreover, we have chosen to compute the constraints here using sixth-order finite differencing, the order we use in the evolutions (since the use of higher-order finite differencing improves their accuracy, e.g., reducing the constraint violations during the evolution), and one would expect the use of higher-order finite differencing to amplify any such features.

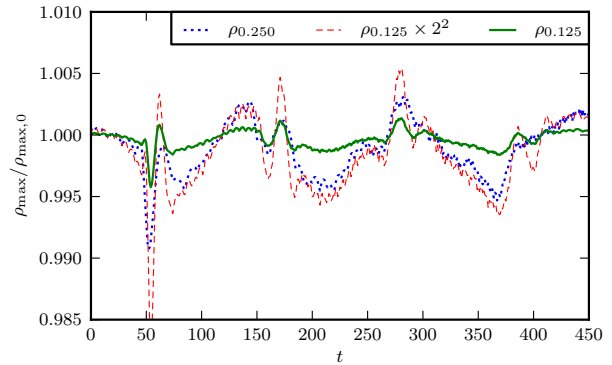


FIG. 6. The initial oscillations of a star in a binary with $e = 0.915$, illustrated by considering the maximum density at each timestep, normalized by the initial maximum density. We show this for two resolutions with finest grid spacings of 0.25 and 0.125, respectively (i.e., *ecc0.915* and *ecc0.915high*) to demonstrate how the density oscillations decrease with increasing resolution at approximately second order. The notation $\rho_{0.125} \times 2^2$ denotes that the oscillations (not the total maximum density) are multiplied by 2^2 , as discussed in the text.

This increase of the finite difference order changes the shape of the constraint violations (cf. Fig. 3 and the bottom panel of Fig. 5—there is not much difference due to the value of the eccentricity), in addition to changing their magnitude (increasing the maximum magnitude at the center of the star for the Hamiltonian constraint, but decreasing it for the momentum constraint). This difference in shape is likely to be expected, since the remainders from second-order finite differencing are relatively large here. The use of higher-order finite differencing also creates spikes in the Hamiltonian constraint at the star’s surface—there are only some slight wiggles present at the surface when the Hamiltonian constraint is computed using second-order finite differencing. However, increasing the order of finite differencing *decreases* the size of the spikes at the surface of the star in the momentum constraint.

We also show the improvement of the spurious density oscillations with increased resolution in Fig. 6. We evolved the *ecc0.915high* initial data described above (now using sixth-order spatial finite differencing, as discussed further in Sec. VII C) and monitored the maximum density. We see a clear improvement in the oscillations when doubling the resolution and the convergence can be estimated by multiplying the oscillations by the appropriate scaling factor, i.e., considering $4\Delta\rho_{\max} + \rho_{\max,0}$, where $\Delta\rho_{\max} = \rho_{\max} - \rho_{\max,0}$ for second-order convergence with a factor of 2 difference in the grid spacing. Apart from some smaller superimposed features, which can be seen, e.g., around $t = 50$ or $t = 180$, this scaling shows that the oscillations decrease with increasing resolution with almost second-order convergence. Of course, we do not expect the oscillations to

completely converge away in the continuum limit, since we have still assumed spatial conformal flatness and have neglected the radial component of the velocity from radiation reaction. However, we might expect that in the continuum limit these oscillations would be at the same small level seen for the SGRID quasicircular data in Fig. 4, in which case it makes sense to compute the convergence order assuming that the oscillations are zero in the continuum limit. Indeed, this expectation is borne out by the results shown in the figure and preliminary results from our implementation of the method in SGRID.

B. Eccentric Sequences

As a check of our results, we compute constant-rest-mass sequences for equal mass stars of a fixed baryonic mass $m_b = 1.625$ for varying eccentricity e (the *seq0-seq0.9* data sets in Table I); an isolated star with that baryonic mass has a gravitational mass of $M_i = 1.5149$. Given these quantities, we can compute the binding energy $E_b = M_{\text{ADM}} - M$, where $M = 2M_i$ and M_{ADM} denotes the Arnowitt-Deser-Misner (ADM) mass, an asymptotic quantity that gives a measure of the total mass of the spacetime. The ADM mass is defined via an integral at spatial infinity (see, e.g., [100]), and thus is generally obtained by extrapolation in numerical codes that do not use compactified coordinates to include spatial infinity on the grid (see, e.g., [82]). In our current situation, we found that the resolution of the outer grids was insufficient to allow us to obtain accurate results from extrapolation. We thus chose to obtain the ADM mass from a single sufficiently large extraction radius (though not too large, to avoid errors due to low resolution).

Here we can use a simplified formula for the ADM mass applicable to our spatially conformally flat case, given in Eq. (16) of [100], which gives significantly better results with no extrapolation than the standard expression (given in, e.g., Eq. (7) of [100]). Specifically, in empirical tests with SGRID data, we found that changing the extraction radius from $r = 150$ to $r = 500$ leads to a $\sim 4\%$ deviation in M_{ADM} when using the standard expression, while this deviation is less than 0.01% when using the expression that takes advantage of conformal flatness. This is to be expected, since (as discussed around Eq. (16) in [100]) the simplified expression can be evaluated at any radius in a region where the conformal factor satisfies the Laplace equation, and the conformal factor in our data satisfies the Laplace equation to a good approximation in the region in question [see Eq. (3.11a)], since the matter source is zero there, and the $A_{ij}A^{ij}$ term will be small (it falls off asymptotically as the shift squared, and the shift goes to zero at infinity). The standard measure for the ADM angular momentum is sufficiently accurate for finite radii, so that we do not use extrapolation here, as well (the deviation caused by the change of extraction radius considered above is around 0.05%).

For quasicircular data, equilibrium sequences are com-

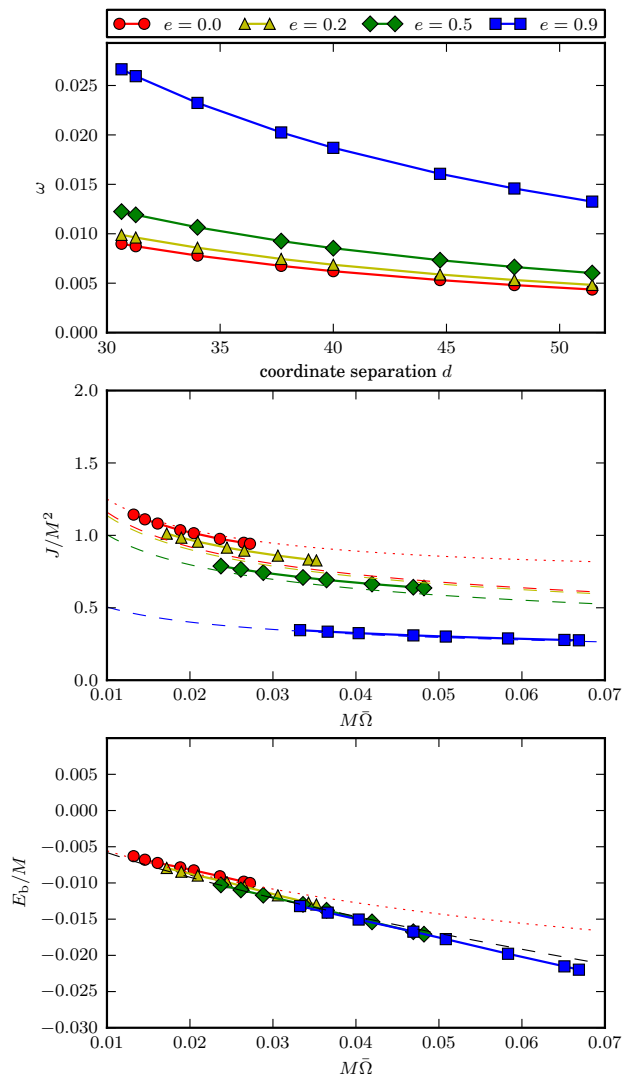


FIG. 7. Sequences for equal-mass binary neutron stars with varying eccentricity e (data sets *seq0-seq0.9* in Table I). These sequences are computed with fixed baryonic masses, yielding isolated stars with gravitational masses of $M_i = 1.5149$; we define $M = 2M_i$. From top to bottom the quantities shown are the rotation ω as a function of the coordinate separation d of the two stars' centers, and the ADM angular momentum J_{ADM} and binding energy $E_b = M_{\text{ADM}} - M$ as functions of the normalized mean motion $M\bar{\Omega}$. The angular momentum has been normalized by M^2 , while the binding energy is normalized by M . In addition, in the lower two plots, the expected Newtonian behavior is plotted in dashed lines (black line instead of color scheme for the bottom plot, since the Newtonian prediction is independent of e) and the post-Newtonian (3PN) results in dotted lines for $e = 0$.

monly supplied by plotting the dependence of the binding

energy E_b and ADM angular momentum J_{ADM} on the orbital frequency Ω . In the eccentric case, we will use the mean motion $\bar{\Omega}$, rather than the frequency ω which appears within the two inscribed helical symmetry vectors (4.10). The reason is that it is $\bar{\Omega}$, not ω , that satisfies Kepler's third law (4.29) in the Newtonian limit. Specifically, increasing either ω or $\bar{\Omega}$ corresponds to decreasing the binary's initial coordinate separation, but only $\bar{\Omega}$ decreases with increasing eccentricity e , as expected from the Newtonian limit, while $\omega \propto 1/\sqrt{1-e}$ in the Newtonian limit. The top panel of Figure 7 gives a plot of ω , as it is the quantity used in the code, which illustrates this increase with increasing e .

Figure 7 shows these sequences and compares them to those expected from Newtonian theory. Considering the quasicircular limit $e = 0$, we can see a qualitative agreement of the results. We also find the expected improvement in this agreement when we compare with the third order post-Newtonian (PN) curve (errors of $\sim 1\%$), based on calculations done by Mora and Will [101]. Considering the approximations we made for the velocity potential and the effect of finite size boxes on obtaining the ADM mass accurately, we do not expect better agreement.⁴ (See, e.g., Fig. 3 in [64] for comparison of a quasicircular sequence with 3PN predictions using a code with surface-fitted coordinates that solves for the velocity potential.) One sees that the angular momentum decreases as the eccentricity increases in the middle panel of Fig. 7. This behavior is predicted by the Newtonian limit, as is the independence of the binding energy E_b on the eccentricity seen (approximately) in the bottom panel of that figure. Specifically, the Newtonian expressions in terms of $\bar{\Omega}$ are

$$\frac{E_b}{M} = -\frac{\eta}{2}(M\bar{\Omega})^{2/3}, \quad (7.1a)$$

$$\frac{J}{M^2} = \eta(1-e^2)^{1/2}(M\bar{\Omega})^{-1/3}, \quad (7.1b)$$

where $\eta := m_1 m_2 / M^2$ denotes the symmetric mass ratio, with M the total mass, so $\eta = 1/4$ in the equal-mass case we are considering. These expressions come from substituting $\Omega_a = [(1-e)/(1+e)^3]^{1/2}\bar{\Omega}$ into Eqs. (2.2) in Mora and Will [101]. The expression for the angular velocity at aphelion, Ω_a , in terms of $\bar{\Omega}$ comes from the standard Newtonian expressions above Eqs. (2.2) in Mora and Will, noting that $\bar{\Omega}^2 = M/a^3$, where a is the binary's semimajor axis, by Kepler's third law.

It would be obvious to compare these results to the PN calculations from Mora and Will, too. However,

⁴ While there are now 4PN results available for the energy and angular momentum in the quasicircular case [102], which are given explicitly in Appendix A of [84], we had initially intended to carry out the comparison with PN results in the eccentric case, as well, for which the 3PN computations in Mora and Will [101] seemed the obvious choice. Moreover, given the effects of our constant three-velocity approximation and finite boxes, comparisons with higher-order PN would not necessarily be too illuminating.

the PN results obtained in that manner are not well-behaved for head-on collisions. Since we approach such configurations for increasing eccentricities, while Mora and Will approach an unbound parabolic orbit (with a nonzero angular momentum), the comparison is not appropriate. While one could also consider the alternative quasi-Keplerian parametrization of eccentric orbits reviewed in Sec. 10 of [102], which remains well-behaved even for vanishing angular momentum through 1PN, it is not clear how to relate the quantities used to describe the orbit in this parametrization to our $\bar{\Omega}$ variable using only data at apoapsis. Moreover, as noted by Spherhake *et al.* [103], the zero angular momentum limit is special even in the Newtonian limit, since all three types of orbits (elliptic, parabolic, and hyperbolic) degenerate to head-on collisions when the angular momentum vanishes, so it is perhaps not surprising that post-Newtonian results behave strangely there. (Spherhake *et al.* also give additional caveats about comparing eccentric post-Newtonian results with numerical relativity simulations.)

C. Trajectories and waveforms

To verify that the initial data obtained with our method actually show the desired features for nonzero eccentricities, it is useful to consider the star's trajectories. We define the trajectory of a star to be the coordinate position of the local minimum of the lapse at each time step. In Fig. 8 we show that the eccentricity parameter e has the expected dramatic influence on the orbits of the stars (as measured by their trajectories). We choose a series of initial data sets with fixed central enthalpy $h = 0.255$, for which the gravitational mass of an isolated star is 1.399, and fix the initial coordinate separation of the stars at $d = 80$, but vary the eccentricity parameter. For the evolutions we again use the BAM code with the same settings given in Sec. VI, except that we now use sixth-order spatial finite differencing to increase accuracy, as was done for binary black hole evolutions in Husa *et al.* [104]. Here we use eighth-order dissipation (with the same factor of 0.5 used in the lower finite differencing order simulations), as is appropriate for sixth-order spatial finite differencing instead of Husa *et al.*'s choice of fourth-order dissipation (made for reasons of speed).

Since increasing e yields a smaller tangential velocity of the star at apoapsis, the orbits become less circular, as the stars fall faster towards each other. In general, the number of orbits the stars perform before merger will decrease for eccentric orbits, since the configuration approaches a head-on collision as one increases e . However, it is possible to find interesting configurations where the stars undergo one or more encounters before merger, as found in [20]. We illustrate this with an evolution with two encounters before merger (the *ecc0.45* case) in Fig. 8, showing the gravitational waves for this case in Fig. 9. For the present illustration, we have chosen to

present the waves extracted at a finite radius, though we have checked that extrapolation to infinity (using radii from 300 to 900) only produces significant differences in the high-frequency part of the merger signal, where the grid spacing at the outermost extraction radii is likely too large to accurately transport waves with these high frequencies.

While it would seemingly be desirable to compare one or more of the trajectories shown in Fig. 8 with a trajectory for the same case computed with superposed data (cf. the trajectories shown in Fig. 1 of Gold *et al.* [20]), we do not do so, since the comparison might actually be more confusing than illuminating. In particular, these are coordinate trajectories, and thus are a gauge-dependent quantity, and while the gauge conditions for both evolutions are the same, the initial gauge is not, since we initialize the lapse and shift in both cases using the values given by the initial data. Indeed, the initial portions of the trajectories for the two cases look rather different, so while the qualitative zoom-whirl features in the evolution are the same as found for the superposed data, the initial portion of the trajectory for a run which has the same qualitative behavior of the trajectories and waveform looks much more eccentric with the superposed data than with the new data. (The Gold *et al.* [20] results also show more eccentric tracks for situations for which the trajectory and waveform have the same qualitative behavior, but here the primary difference is likely that the initial coordinate separation of the stars is almost twice as large as the one we consider here, while the masses are the same.)

The gravitational waveform shown in Fig. 9 reveals the same key features found in Gold *et al.* [20], specifically the high frequency signals between the bursts from pre-merger encounters: We have also checked that the frequency of these oscillations agrees with the f -mode frequency of an isolated nonrotating star with the same baryonic mass and equation of state, as found by Gold *et al.* [We estimated this frequency using the fits given in [105] and the values of 1.399 and 9.586 for the isolated star’s gravitational mass and areal radius; note that Eq. (6) in [105] contains a typographical error, which is corrected in Eq. (14) of [106].]

Since our method is only exact in the limit of Newtonian point particles, the eccentricity e_{evol} of the orbit obtained when evolving the initial data is not expected to be the eccentricity parameter e_{ID} used in the construction of the data (i.e., the parameter we have been referring to as e so far). Therefore it would be useful to have a way to determine the eccentricity obtained in the evolution and relate this to the input eccentricity, allowing one to obtain a specific eccentricity, if desired. First, we will consider the different methods available to determine e_{evol} . While there is no known definition of eccentricity in the comparable mass case in full general relativity, we can give a quantitative measure of the eccentricity of a given evolution by fitting an ellipse to a short section of the trajectory near the beginning of the

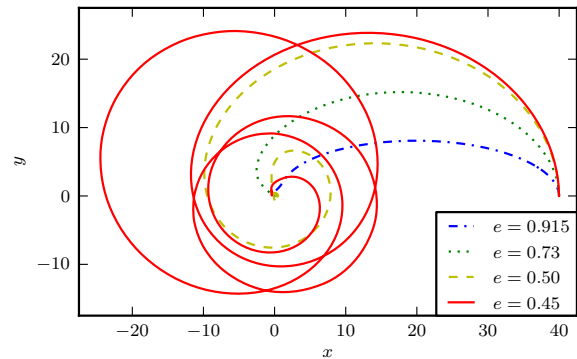


FIG. 8. The trajectories of one star for different values of the eccentricity parameter e . The evolutions are based on the initial data sets *ecc0.45*, *ecc0.5*, *ecc0.73*, and *ecc0.915* (see Table I) which are identical, except for the value of the eccentricity parameter e . While larger values of e lead to a rapid merger, for smaller values of the eccentricity (such as $e = 0.45$), one can obtain one or more encounters before merger, as found by Gold *et al.* [20].

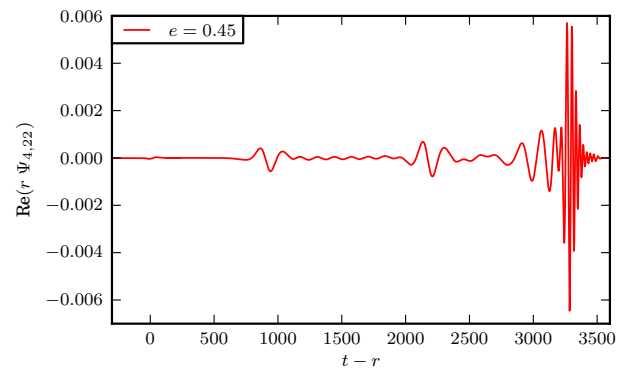


FIG. 9. The gravitational waveform (in the form of the $l = m = 2$ mode of the Newman-Penrose scalar Ψ_4) for the *ecc0.45* case (see Table I). We extracted the waveform at a distance $r = 500$ from the binary’s center-of-mass, and shift the time axis by $r = 500$ to account (approximately) for the waves’ travel time. The two small bursts (at $t - r \simeq 900$ and 2100) correspond to close encounters before merger; the tidally induced f -mode oscillations of the stars are visible inbetween the bursts.

orbit, as soon after the initial relaxation has completed as possible. We expect that the trajectory will be most approximately elliptical there, since radiation reaction and other strong-gravity effects will not have had much time to affect the orbit. Besides fitting the track to an ellipse directly, it is also possible to measure the position angle of the trajectory and the proper distance between the stars and then fit an ellipse to the coordinates of the “proper distance trajectory” one obtains in this manner. This alternative method gives some indication of the extent to which the determination is contaminated by gauge ef-

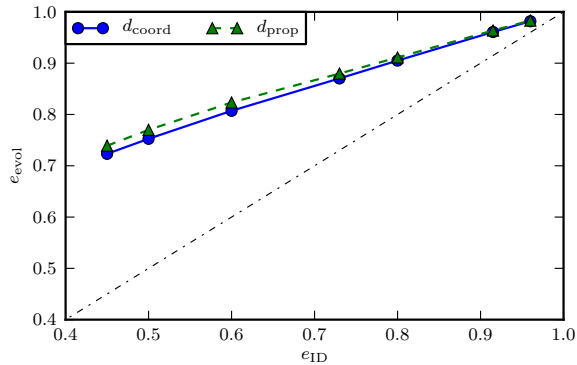


FIG. 10. The relation of the eccentricity parameter e_{ID} input into the code (i.e., e in previous plots) and the “output” eccentricity of the evolutions e_{evol} measured using two different fits to the initial portion of the trajectory, computed for the *ecc0.45–ecc0.96* data sets in Table I. The fit to an ellipse using the coordinate distance d_{coord} gives quite similar results to the fit using the proper distance d_{prop} and the trajectory’s position angle. The black dot-dashed line shows the “ideal” relation $e_{\text{ID}} = e_{\text{evol}}$. The d_{coord} and d_{prop} curves agree well enough that one can use them to obtain an estimate of the eccentricity of the system being evolved.

fects (though the proper distance is not gauge invariant, since it is not computed along a geodesic). There are various other methods for eccentricity estimation in the literature (see the references cited in [90], and also [84] for more recent work), but most of them are only applicable to small eccentricities and also often require several orbits, so we do not consider them here.

Note that while the Newtonian definition of eccentricity we use, $e = (1 - b^2/a^2)^{1/2}$, seemingly requires knowing both the semimajor and semiminor axes of the orbit, a and b , this is not actually the case. The method of performing a fit to a segment of the orbit that we use here does not require us to define either of quantities for the orbit as a whole—for which they would likely be undefined, or at least difficult to define, due to orbital precession—but only to obtain them for the ellipse that is the best fit to the segment of the orbit we consider, where they are given directly by the fit. Obviously, the resulting eccentricity estimate should merely be taken as a reasonable way of measuring the eccentricity which gives a qualitative feel for how eccentric the orbit is, rather than anything fundamental. In particular, since this estimate uses the trajectories, which are gauge-dependent, one might obtain very different results for this estimate if one evolved the same data using a code which used substantially different gauge conditions, e.g., the Princeton group’s code, which uses generalized harmonic coordinates, and has been used to study highly eccentric systems [21, 23, 24].

We give the relation between the eccentricity in the evolution we measure using these methods (e_{evol}) and the eccentricity parameter input to the code (e_{ID}) in Fig. 10.

From experimentation with the interval over which we fit the ellipse, we can estimate the error introduced by using different intervals for the fit (varying both the location and size of the interval). Specifically, we vary the interval length between 200 and 3000 points, which corresponds to coordinate displacements from ~ 0.8 to ~ 9 or a evolution timespan of ~ 30 to ~ 200 , and see that the deviations are $\sim 1\%$, or even smaller if one just considers medium sized intervals that do not cover the very first points. If we compare the eccentricities computed using the coordinate and proper distances, we find results that agree within 3% for eccentricities larger than 0.4. This agreement is sufficient for the purpose of constructing eccentric orbits, since it merely serves as a rough estimate of the expected eccentricity obtained in the evolution of the data. Note also that we have computed Fig. 10 for the same choice of stellar masses as in Fig. 8 (i.e., using the *ecc0.45–ecc0.96* data sets in Table I), but the results one obtains for different stellar masses are very similar. In particular, a reduction of $\sim 10\%$ in the mass only resulted in a change of $\sim 0.5\%$ in e_{evol} , independent of the method used to compute it.

Additionally, note that the method we have used to determine the eccentricity is only applicable for $e \gtrsim 0.5$. For small e , one obtains inaccurate results due to radiation reaction. In particular one sees both a larger deviation of the eccentricity measured with the coordinate and proper distances for small e , as well as a noticeable offset (of ~ 0.3) for quasicircular data (though this offset is smaller than the value of ~ 0.5 that would be predicted by linearly extrapolating the curve in Fig. 10 back to $e = 0$). Such a large offset is not seen when one uses any of the (previously mentioned) eccentricity determination methods that are specialized to small eccentricities.

Altogether, Fig. 10 shows that the eccentricities we obtain in evolutions behave as expected (i.e., increase monotonically as e_{ID} increases).

VIII. SUMMARY AND OUTLOOK

There are certain scenarios in which binary neutron stars can merge without having shed all of their eccentricity, e.g., due to dynamical capture, and simulations in general relativity are the only way to model such mergers accurately (necessary to study, e.g., their gravitational waves, ejecta, and merger remnants). In this paper we have given the first method capable of providing consistent initial data for such systems (i.e., initial data that solves both the constraint equations of general relativity and the Euler equation). Our method proceeds by generalizing the approximate helical Killing vector that is used to solve the Euler equation via its first integral in the quasicircular case to a pair of inscribed helical symmetry vectors (one for each star), which allows us to provide initial data for binary neutron stars with arbitrary eccentricity. We find that the initial spurious oscillations found in evolutions of inconsistent data are reduced by

an order of magnitude or more (with higher resolution) using our consistent data, which assumes stationarity in a rotating frame, while the spurious oscillations remain if one assumes stationarity in a linearly comoving frame. We also find that the oscillations induced by the tidal deformation at each close encounter are indeed physical and not qualitatively altered compared to those observed in earlier evolutions of initial data that did not solve the Euler equation [20, 21].

Considering the foundations of the method, we give two motivations for the inscribed helical symmetry vectors we introduce. In one derivation, we add a boost to the standard approximate helical Killing vector used for quasicircular initial data to adjust the binary’s velocity at apoapsis, allowing one to control the binary’s eccentricity. In the other, more geometrical derivation, we show how the same vector arises from approximating an elliptical orbit at apoapsis using an inscribed circle. We also show that the fact that there are two different inscribed helical symmetry vectors (one for each star) does not spoil the derivation of the extended conformal thin-sandwich equations, by showing that one can obtain these equations without assuming Killing symmetry by imposing spatial conformal flatness and maximal slicing from the outset. Additionally, we give a further extension of the method that allows one to add radial velocity to the stars, so that (at least in principle) one can obtain consistent binary neutron star initial data with arbitrary initial tangential and radial velocities.

For our first implementation of the method we introduced, we chose to use a second-order Cartesian multigrid solver (i.e., without surface-fitted coordinates), for simplicity and comparative speed. Without surface-fitted coordinates, one cannot easily solve for the velocity potential, so we have taken the 3-velocity to be constant, which we show is a good approximation if the stars are not too close. However, this is not a requirement of the method, and one can easily solve the equation for the velocity potential, as well, if one is using a code that employs surface-fitted coordinates (e.g., SGRID [81]).

There are many potential extensions of the method, as discussed in the paper, and we are already in the process of implementing and testing a number of them. A first and straightforward step will be to construct binaries with unequal mass stars. In addition, we are currently extending the SGRID code to use our inscribed helical symmetry vectors, in order to take advantage of SGRID’s spectral accuracy and surface-fitted coordinates, which would allow us to solve for the velocity potential easily. The SGRID implementation will also naturally allow us to use more realistic EOSs, modeled as piecewise polytropes, which SGRID has recently been extended to handle. Furthermore, this implementation should make it possible to add arbitrary spin to the stars, which might be especially pertinent for eccentric systems, as discussed in Sec. I.

We have also implemented the generalized vector that includes radial velocity and now need to investigate the

properties of the data we obtain from it. In particular, since the generalized vector allows one to modify both the radial and tangential velocity components of the stars, it should allow us to obtain low-eccentricity initial data, similar to the work done for black hole-neutron star binaries in [77] and very recently for binary neutron stars in [84], or the various well-established methods for eccentricity reduction for binary black holes [87–91]. Low-eccentricity binary neutron star initial data are particularly important from a gravitational wave data analysis point of view: The residual eccentricity in current simulations is large enough to bias determination of the tidal deformation [86], which would provide a valuable constraint on the poorly-known equation of state of cold, dense nuclear matter.

It may also be interesting to consider PN corrections to the Newtonian expressions for the orbital motion used in deriving the inscribed helical symmetry vectors in order to obtain sequences that yield better agreement with PN predictions. This would also facilitate comparisons with analytic techniques, such as PN or EOB formulations with tidal corrections and eccentricity. We note, however, that neglecting PN corrections to the orbital motion in our construction mostly affects the relation between the value of the eccentricity parameter e used in the code and the eccentricity obtained in the simulation, and not the accuracy of the initial data or simulation: One can always iterate over e to obtain any desired eccentricity in the simulation.

Even without the possible extensions of the method, one may already make certain useful investigations with the current initial data. In particular, in the near future, we intend to revisit and extend the studies of Gold *et al.* [20] and East and Pretorius [21] (e.g., concerning properties of the merger remnant and ejecta) in order to determine qualitative and quantitative changes upon using improved initial data, before going on to study more general scenarios (considering eccentricity reduction, adding spin, etc.). The ability to construct self-consistent initial data for eccentric binary neutron stars opens the door to studying many interesting physical situations, in both the high- and low-eccentricity regimes, without significant limitations in accuracy.

ACKNOWLEDGMENTS

We are grateful to Kōji Uryū for his guidance and for pointing out that initial data can be constructed without assuming equilibrium if the IWM approximation and maximal slicing are employed. We also thank Sarp Akcay, Leor Barack, Thomas Baumgarte, Sebastiano Bernuzzi, John L. Friedman, Eric Gourgoulhon, Alexandre Le Tiec, Marcus Thierfelder, and Clifford Will for fruitful discussions and suggestions. Additionally, we thank the anonymous referee for useful comments. We gratefully acknowledge support from the DFG SFB/Transregio 7 “Gravitational Wave Astron-

omy”, DFG Research Training Group 1523/1 “Quantum and Gravitational Fields”, STFC grant PP/E001025/1, NSF grant PHY-1305387, and the supercomputing grant from the John von Neumann Institute for Computing (NIC) provided on JUROPA at the Jülich Supercomputing Centre (JSC).

Appendix: Injection energy and velocity potential for nonrelativistic incompressible binaries

The nonrelativistic Euler equation for barotropic flows can be written in the Crocco form [38]

$$\partial_t v_a + v^b (\bar{D}_b v_a - \bar{D}_a v_b) = -\bar{D}_a H, \quad (\text{A.1})$$

where $H = \frac{1}{2}v^2 + h_N + \Phi$ is the Hamiltonian of a fluid element with specific enthalpy h_N , $v^a = dx^a/dt$ is its velocity, Φ is the gravitational potential, and \bar{D}_a is the covariant derivative compatible with the Euclidian 3-metric f_{ab} in \mathbb{E}^3 . (As before, we have used the same notation for this covariant derivative as for the covariant derivative compatible with the conformal 3-metric, since we took the conformal 3-metric to be flat.) If the flow is irrotational, $v_a = \bar{D}_a \Psi$, then Eq. (A.1) has a first integral

$$\partial_t \Psi = -H. \quad (\text{A.2})$$

For incompressible flows, the specific enthalpy is given by $h_N = \int dp/\rho = p/\rho$, where p is the pressure, and the mass density ρ is constant. Then, the continuity equation

$$\partial_t \rho + \bar{D}_a (\rho v^a) = 0 \quad (\text{A.3})$$

simplifies to a Laplace equation for the velocity potential,

$$\bar{D}_a \bar{D}^a \Psi = 0. \quad (\text{A.4})$$

In what follows, we construct analytic solutions to Eqs. (A.2) and (A.4) for binaries on circular and eccentric orbits.

1. Circular orbits

For irrotational incompressible binaries on circular orbits, all fluid elements move on circles with different centers, but with the same radius R , and with the same speed $v = \Omega R$. Then, Eqs. (A.2) and (A.4) have the exact solution

$$\Psi(t, \mathbf{r}) = -\mathcal{E}t + \mathbf{v}(t) \cdot \mathbf{r} = -\mathcal{E}t - \Omega R(x \sin \Omega t - y \cos \Omega t) \quad (\text{A.5})$$

where \mathcal{E} is the injection energy (which is constant in both space and time) [47],

$$\mathbf{v}(t) = \dot{\mathbf{R}} = -\Omega R(\sin \Omega t \hat{\mathbf{x}} - \cos \Omega t \hat{\mathbf{y}}) = \nabla \Psi \quad (\text{A.6})$$

is the fluid velocity and

$$\mathbf{R}(t) = R \cos \Omega t \hat{\mathbf{x}} + R \sin \Omega t \hat{\mathbf{y}} \quad (\text{A.7})$$

is the position of the star’s center relative to the center of mass (assumed here to coincide with the origin). Here we use ∇ for the index-free version of \bar{D}_a . It is straightforward to check that

$$(\partial_t + \Omega \partial_\varphi) \Psi = [\partial_t + \Omega(x \partial_y - y \partial_x)] \Psi = -\mathcal{E}. \quad (\text{A.8})$$

This equation can be interpreted as Eq. (A.2) transformed to a rotating frame. Alternatively, it may be interpreted as a first integral of the equation

$$(\partial_t + \Omega \mathcal{L}_\varphi) v_a = 0, \quad (\text{A.9})$$

which follows from helical symmetry, i.e., stationarity in a rotating frame. The conserved injection energy follows from Eqs. (A.2) and (A.8) and reads

$$\mathcal{E} = H - \Omega(xv_y - yv_x). \quad (\text{A.10})$$

Taking the gradient of this equation and evaluating at the center of the star $(R, 0, 0)$ at $t = 0$ gives a force balance equation

$$\partial_x \mathcal{E}|_{x=R} = \partial_x \Phi|_{x=R} - \Omega^2 R = 0, \quad (\text{A.11})$$

which yields Kepler’s third law for inverse square forces.

2. Eccentric orbits

We wish to generalize this derivation to eccentric binaries. In this case, the position of the stellar center relative to the center of mass (assumed again to coincide with the origin) is given by

$$\mathbf{R}(t) = [a \cos \zeta(t) + ae] \hat{\mathbf{x}} + b \sin \zeta(t) \hat{\mathbf{y}}, \quad (\text{A.12})$$

where $\zeta(t)$ is the eccentric anomaly, related to the mean anomaly $\bar{\Omega}t$ via the Kepler equation

$$\bar{\Omega}t = \zeta(t) + e \sin \zeta(t). \quad (\text{A.13})$$

Here, a , b , e and $\bar{\Omega}$ are the semi-major axis, semi-minor axis, eccentricity, and mean motion of the orbit of one star, respectively. For simplicity, we have chosen to study an effectively one body problem by assuming an extreme mass ratio, so the other, massive star (and thus the center of mass) is at the origin, which is chosen to be the left focus of the ellipse. It is straightforward to relax the extreme mass ratio assumption and recover the two body equations, but we defer this until the end of this section. We have also assumed that the values $\zeta = 0$ and $\zeta = \pi$ correspond to apoapsis and periapsis, respectively. The Kepler equation (A.13) has a series solution

$$\zeta(t) = \frac{\bar{\Omega}t}{e+1} + \frac{(\bar{\Omega}t)^3 e}{6(e+1)^4} + \mathcal{O}(t^5). \quad (\text{A.14})$$

The fluid velocity is homogeneous and given by

$$\mathbf{v}(t) = \dot{\mathbf{R}} = -\dot{\zeta}(t)[a \sin \zeta(t) \hat{\mathbf{x}} - b \cos \zeta(t) \hat{\mathbf{y}}] = \nabla \Psi \quad (\text{A.15})$$

and the velocity potential is given by

$$\begin{aligned}\Psi(t, \mathbf{r}) &= -\mathcal{E}t + \mathbf{v}(t) \cdot \mathbf{r} \\ &= -\mathcal{E}t - \dot{\zeta}(t)[ax \sin \zeta(t) - by \cos \zeta(t)].\end{aligned}\quad (\text{A.16})$$

If we operate on the above expression with $\partial_t + k^i \partial_i = \partial_t + \omega \partial_\phi + \lambda \partial_y$, where k^i is the spatial part of our inscribed helical symmetry vector (4.10), and demand that the resulting expression be constant throughout the star at $t = 0$, i.e., $\nabla \mathcal{E} = 0$, we obtain

$$v = (1 - e^2) \omega a \quad (\text{A.17})$$

with ω given by Eq. (4.12). If, in addition, we demand that $k^i = vy^i$ at the star center $x = a(1 + e)$ at $t = 0$, we obtain Eq. (4.13). It is straightforward to check that the force balance equation

$$\partial_x \mathcal{E}|_{x=a(1+e)} = 0 \quad (\text{A.18})$$

applied to the star center for inverse square forces yields Kepler's third law for eccentric binaries. To recover the two-body equations, it suffices to rescale the ellipse by a factor depending on the mass of each companion, as indicated by Eq. (4.9). Then, Eq. (A.17) is replaced by Eqs. (4.11), while e , ω , and $\bar{\Omega}$ remain unchanged.

-
- [1] J. A. Faber and F. A. Rasio, *Living Rev. Relativity* **15**, 8 (2012), arXiv:1204.3858 [gr-qc], <http://www.livingreviews.org/lrr-2012-8>
- [2] M. Dominik, E. Berti, R. O'Shaughnessy, I. Mandel, K. Belczynski, C. Fryer, D. Holz, T. Bulik, and F. Panarale (2014), arXiv:1405.7016 [astro-ph.HE]
- [3] D. Eichler, M. Livio, T. Piran, and D. N. Schramm, *Nature* **340**, 126 (1989)
- [4] K. Postnov and L. Yungelson, *Living Rev. Relativity* **17**, 3 (2014), arXiv:1403.4754 [astro-ph.HE]
- [5] P. C. Peters, *Phys. Rev.* **136**, B1224 (1964)
- [6] I. Kowalska, T. Bulik, K. Belczynski, M. Dominik, and D. Gondek-Rosinska, *Astron. Astrophys.* **527**, A70 (Mar. 2011), arXiv:1010.0511 [astro-ph.CO]
- [7] R. M. O'Leary, B. Kocsis, and A. Loeb, *Mon. Not. R. Astron. Soc.* **395**, 2127 (2009), arXiv:0807.2638 [astro-ph]
- [8] W. H. Lee, E. Ramirez-Ruiz, and G. van de Ven, *Astrophys. J.* **720**, 953 (2010), arXiv:0909.2884 [astro-ph.HE]
- [9] D. Tsang, *Astrophys. J.* **777**, 103 (2013), arXiv:1307.3554 [astro-ph.HE]
- [10] J. Samsing, M. MacLeod, and E. Ramirez-Ruiz, *Astrophys. J.* **784**, 71 (2014), arXiv:1308.2964 [astro-ph.HE]
- [11] F. Antonini and H. B. Perets, *Astrophys. J.* **757**, 27 (Sep. 2012), arXiv:1203.2938 [astro-ph.GA]
- [12] S. Naoz, B. Kocsis, A. Loeb, and N. Yunes, *Astrophys. J.* **773**, 187 (2013), arXiv:1206.4316 [astro-ph.SR]
- [13] N. Seto, *Phys. Rev. Lett.* **111**, 061106 (2013), arXiv:1304.5151 [astro-ph.CO]
- [14] J. M. Antognini, B. J. Shappee, T. A. Thompson, and P. Amaro-Seoane, *Mon. Not. R. Astron. Soc.* **439**, 1079 (Mar. 2014), arXiv:1308.5682 [astro-ph.HE]
- [15] F. Antonini, N. Murray, and S. Mikkola, *Astrophys. J.* **781**, 45 (Jan. 2014), arXiv:1308.3674 [astro-ph.HE]
- [16] W. E. East, S. T. McWilliams, J. Levin, and F. Pretorius, *Phys. Rev. D* **87**, 043004 (2013), arXiv:1212.0837 [gr-qc]
- [17] K. S. Tai, S. T. McWilliams, and F. Pretorius (2014), arXiv:1403.7754 [gr-qc]
- [18] K. Kyutoku and N. Seto, *Mon. Not. R. Astron. Soc.* **441**, 1934 (Jul. 2014), arXiv:1312.2953 [astro-ph.HE]
- [19] N. Loutrel, N. Yunes, and F. Pretorius (2014), arXiv:1404.0092 [gr-qc]
- [20] R. Gold, S. Bernuzzi, M. Thierfelder, B. Brügmann, and F. Pretorius, *Phys. Rev. D* **86**, 121501(R) (2012), arXiv:1109.5128 [gr-qc]
- [21] W. E. East and F. Pretorius, *Astrophys. J. Lett.* **760**, L4 (2012), arXiv:1208.5279 [astro-ph.HE]
- [22] S. Rosswog, T. Piran, and E. Nakar, *Mon. Not. R. Astron. Soc.* **430**, 2585 (2013), arXiv:1204.6240 [astro-ph.HE]
- [23] B. C. Stephens, W. E. East, and F. Pretorius, *Astrophys. J. Lett.* **737**, L5 (2011), arXiv:1105.3175 [astro-ph.HE]
- [24] W. E. East, F. Pretorius, and B. C. Stephens, *Phys. Rev. D* **85**, 124009 (2012), arXiv:1111.3055 [astro-ph.HE]
- [25] R. Gold and B. Brügmann, *Classical Quantum Gravity* **27**, 084035 (2010), arXiv:0911.3862 [gr-qc]
- [26] R. Gold and B. Brügmann, *Phys. Rev. D* **88**, 064051 (2013), arXiv:1209.4085 [gr-qc]
- [27] W. E. East, F. M. Ramazanoglu, and F. Pretorius, *Phys. Rev. D* **86**, 104053 (2012), arXiv:1208.3473 [gr-qc]
- [28] J. A. Isenberg, *Int. J. Mod. Phys. D* **17**, 265 (2008), arXiv:gr-qc/0702113
- [29] J. R. Wilson and G. J. Mathews, *Frontiers in Numerical Relativity* (Cambridge University Press, Cambridge, 1989) ISBN 0521366666
- [30] W. Tichy, *Phys. Rev. D* **84**, 024041 (2011), arXiv:1107.1440 [gr-qc]
- [31] W. Tichy, *Phys. Rev. D* **86**, 064024 (2012), arXiv:1209.5336 [gr-qc]
- [32] J. W. T. Hessels, S. M. Ransom, I. H. Stairs, P. C. C. Freire, V. M. Kaspi, and F. Camilo, *Science* **311**, 1901 (2006), arXiv:astro-ph/0601337 [astro-ph]
- [33] C. Kochanek, *Astrophys. J.* **398**, 234 (1992)
- [34] L. Bildsten and C. Cutler, *Astrophys. J.* **400**, 175 (1992)
- [35] T. M. Tauris, in *Evolution of Compact Binaries*, *Astronomical Society of the Pacific Conference Series*, Vol. 447, edited by L. Schmidtbreick, M. R. Schreiber, and C. Tappert (2011) p. 285, arXiv:1106.0897 [astro-ph.HE]
- [36] S. Bernuzzi, T. Dietrich, W. Tichy, and B. Brügmann, *Phys. Rev. D* **89**, 104021 (2014), arXiv:1311.4443 [gr-qc]
- [37] <http://www.naic.edu/~pfreire/GCpsr.html>
- [38] E. Gourgoulhon, *EAS Publ. Ser.* **21**, 43 (2006), arXiv:gr-qc/0603009
- [39] N. Andersson and G. Comer, *Living Rev. Relativity* **10**, 1 (2007), arXiv:gr-qc/0605010
- [40] J. M. Lattimer and M. Prakash, *Astrophys. J.* **550**, 426 (2001)

- [41] J. S. Read, B. D. Lackey, B. J. Owen, and J. L. Friedman, *Phys. Rev. D* **79**, 124032 (2009), arXiv:0812.2163 [astro-ph]
- [42] J. L. Synge, *Proc. Lond. Math. Soc.* **43**, 376 (1937), reprinted in *Gen. Relativ. Gravit.* **34**, 2177 (2002)
- [43] A. Lichnerowicz, *Ann. Scient. École Norm. Sup.* **58**, 285 (1941)
- [44] A. H. Taub, *Arch. Ration. Mech. Anal.* **3**, 312 (Jan. 1959)
- [45] B. Carter, in *General Relativity: An Einstein Centenary Survey*, edited by S. Hawking and W. Israel (Cambridge University Press, Cambridge, England, 1979)
- [46] E.ourgoulhon, C. Markakis, K. Uryū, and Y. Eriguchi, *Phys. Rev. D* **83**, 104007 (2011), arXiv:1101.3497 [gr-qc]
- [47] J. L. Friedman and N. Stergioulas, *Rotating Relativistic Stars* (Cambridge University Press, New York, NY, 2013) ISBN 978-0-521-87254-6
- [48] A. Lichnerowicz, *Relativistic hydrodynamics and magnetohydrodynamics: Lectures on the existence of solutions* (W. A. Benjamin, New York, NY, 1967) <http://www.amazon.com/Relativistic-hydrodynamics-magnetohydrodynamics-existence-Mathematical/dp/B0006BQPPC>
- [49] T. W. Baumgarte, G. B. Cook, M. A. Scheel, S. L. Shapiro, and S. A. Teukolsky, *Phys. Rev. D* **57**, 7299 (1998), arXiv:gr-qc/9709026
- [50] J. W. York, *Phys. Rev. Lett.* **82**, 1350 (1999), arXiv:gr-qc/9810051
- [51] K. Uryū and Y. Eriguchi, *Phys. Rev. D* **61**, 124023 (2000), arXiv:gr-qc/9908059
- [52] H. P. Pfeiffer and J. W. York, *Phys. Rev. D* **67**, 044022 (2003), arXiv:gr-qc/0207095
- [53] X. Huang, C. Markakis, N. Sugiyama, and K. Uryū, *Phys. Rev. D* **78**, 124023 (2008), arXiv:0809.0673 [astro-ph]
- [54] T. W. Baumgarte and S. L. Shapiro, *Numerical Relativity: Solving Einstein's Equations on the Computer* (Cambridge University Press, Cambridge, 2010)
- [55] N. K. Johnson-McDaniel, N. Yunes, W. Tichy, and B. J. Owen, *Phys. Rev. D* **80**, 124039 (2009), arXiv:0907.0891 [gr-qc]
- [56] G. Schäfer, in *Mass Motion Gen. Relativ. Proc. CNRS Sch. Orleans/France*, edited by L. Blanchet, A. Spallicci, and B. Whiting (2009) p. 167, arXiv:0910.2857
- [57] R. Rieth and G. Schäfer(1996), arXiv:gr-qc/9603043
- [58] G. Lovelace, *Classical Quantum Gravity* **26**, 114002 (2009), arXiv:0812.3132 [gr-qc]
- [59] B. C. Mundim, B. J. Kelly, Y. Zlochower, H. Nakano, and M. Campanelli, *Classical Quantum Gravity* **28**, 134003 (2011), arXiv:1012.0886 [gr-qc]
- [60] G. Reifenberger and W. Tichy, *Phys. Rev. D* **86**, 064003 (2012), arXiv:1205.5502 [gr-qc]
- [61] T. Chu, *Phys. Rev. D* **89**, 064062 (2014), arXiv:1310.7900 [gr-qc]
- [62] W. Throwe *et al.* (unpublished)
- [63] K. Uryū, F. Limousin, J. L. Friedman, E.ourgoulhon, and M. Shibata, *Phys. Rev. Lett.* **97**, 171101 (2006), arXiv:gr-qc/0511136
- [64] K. Uryū, F. Limousin, J. L. Friedman, E.ourgoulhon, and M. Shibata, *Phys. Rev. D* **80**, 124004 (2009), arXiv:0908.0579 [gr-qc]
- [65] M. Shibata (unpublished)
- [66] S. Bonazzola, E.ourgoulhon, P. Grandclément, and J. Novak, *Phys. Rev. D* **70**, 104007 (2004), arXiv:gr-qc/0307082
- [67] I. Cordero-Carrión, P. Cerdá-Durán, H. Dimmelmeier, J. L. Jaramillo, J. Novak, and E.ourgoulhon, *Phys. Rev. D* **79**, 024017 (Jan 2009), arXiv:0809.2325 [gr-qc]
- [68] I. Cordero-Carrión, P. Cerdá-Durán, and J. M. Ibáñez, *J. Phys. Conf. Ser.* **314**, 012078 (2011)
- [69] I. Cordero-Carrión, P. Cerdá-Durán, and J. M. Ibáñez, *Phys. Rev. D* **85**, 044023 (2012), arXiv:1108.0571 [gr-qc]
- [70] B. Garcia, G. Lovelace, L. E. Kidder, M. Boyle, S. A. Teukolsky, M. A. Scheel, and B. Szilagy, *Phys. Rev. D* **86**, 084054 (2012), arXiv:1206.2943 [gr-qc]
- [71] Y. Zlochower, M. Ponce, and C. O. Lousto, *Phys. Rev. D* **86**, 104056 (2012), arXiv:1208.5494 [gr-qc]
- [72] F. Zhang and B. Szilágyi, *Phys. Rev. D* **88**, 084033 (2013), arXiv:1309.1141 [gr-qc]
- [73] R. H. Price, C. Markakis, and J. L. Friedman, *J. Math. Phys.* **50**, 073505 (2009), arXiv:0903.3074 [astro-ph.SR]
- [74] S. Bonazzola, E.ourgoulhon, and J.-A. Marck, *Phys. Rev. Lett.* **82**, 892 (1999), arXiv:gr-qc/9810072
- [75] S. Teukolsky, *Astrophys. J.* **504**, 442 (1998), arXiv:gr-qc/9803082
- [76] E.ourgoulhon(1998), arXiv:gr-qc/9804054
- [77] F. Foucart, L. E. Kidder, H. P. Pfeiffer, and S. A. Teukolsky, *Phys. Rev. D* **77**, 124051 (2008), arXiv:0804.3787 [gr-qc]
- [78] M. Shibata, *Phys. Rev. D* **58**, 024012 (1998), arXiv:gr-qc/9803085
- [79] C. Markakis, *Rotating and binary relativistic stars with magnetic field*, Ph.D. thesis, University of Wisconsin-Milwaukee (2011)
- [80] E.ourgoulhon, P. Grandclément, J.-A. Marck, J. Novak, and K. Taniguchi, <http://www.lorene.obspm.fr>
- [81] W. Tichy, *Classical Quantum Gravity* **26**, 175018 (2009), arXiv:0908.0620 [gr-qc]
- [82] B. Brüggmann, J. A. González, M. Hannam, S. Husa, U. Sperhake, and W. Tichy, *Phys. Rev. D* **77**, 024027 (2008), arXiv:gr-qc/0610128
- [83] M. Thierfelder, S. Bernuzzi, and B. Brüggmann, *Phys. Rev. D* **84**, 044012 (2011), arXiv:1104.4751 [gr-qc]
- [84] K. Kyutoku, M. Shibata, and K. Taniguchi(2014), arXiv:1405.6207 [gr-qc]
- [85] J. S. Read, C. Markakis, M. Shibata, K. Uryū, J. D. E. Creighton, and J. L. Friedman, *Phys. Rev. D* **79**, 124033 (2009), arXiv:0901.3258 [gr-qc]
- [86] J. S. Read, L. Baiotti, J. D. E. Creighton, J. L. Friedman, B. Giacomazzo, K. Kyutoku, C. Markakis, L. Rezzolla, M. Shibata, and K. Taniguchi, *Phys. Rev. D* **88**, 044042 (2013), arXiv:1306.4065 [gr-qc]
- [87] H. P. Pfeiffer, D. A. Brown, L. E. Kidder, L. Lindblom, G. Lovelace, and M. Scheel, *Classical Quantum Gravity* **24**, S59 (2007), arXiv:gr-qc/0702106
- [88] S. Husa, M. Hannam, J. A. González, U. Sperhake, and B. Brüggmann, *Phys. Rev. D* **77**, 044037 (2008), arXiv:0706.0904 [gr-qc]
- [89] W. Tichy and P. Marronetti, *Phys. Rev. D* **83**, 024012 (2010), arXiv:1010.2936 [gr-qc]
- [90] A. H. Mroué and H. P. Pfeiffer(2012), arXiv:1210.2958 [gr-qc]
- [91] M. Pürrer, S. Husa, and M. Hannam, *Phys. Rev. D* **85**, 124051 (2012), arXiv:1203.4258 [gr-qc]
- [92] W. H. Press, S. A. Teukolsky, W. T. Vetterling, and B. P. Flannery, *Numerical Recipes: The Art of Scientific*

- Computing*, 3rd ed. (Cambridge University Press, New York, NY, 2007)
- [93] P. Galaviz, B. Brügmann, and Z. Cao, *Phys. Rev. D* **82**, 024005 (2010), arXiv:1004.1353 [gr-qc]
- [94] R. C. Tolman, *Phys. Rev.* **55**, 364 (1939)
- [95] J. R. Oppenheimer and G. M. Volkoff, *Phys. Rev.* **55**, 374 (1939)
- [96] S. Bernuzzi, M. Thierfelder, and B. Brügmann, *Phys. Rev. D* **85**, 104030 (2012), arXiv:1109.3611 [gr-qc]
- [97] S. Bernuzzi, A. Nagar, M. Thierfelder, and B. Brügmann, *Phys. Rev. D* **86**, 044030 (2012), arXiv:1205.3403 [gr-qc]
- [98] D. Hilditch, S. Bernuzzi, M. Thierfelder, Z. Cao, W. Tichy, and B. Brügmann, *Phys. Rev. D* **88**, 084057 (2013), arXiv:1212.2901 [gr-qc]
- [99] P. Tsatsin and P. Marronetti, *Phys. Rev. D* **88**, 064060 (2013), arXiv:1303.6692 [gr-qc]
- [100] N. Ó Murchadha and J. W. York, *Phys. Rev. D* **10**, 2345 (1974)
- [101] T. Mora and C. M. Will, *Phys. Rev. D* **69**, 104021 (2004), arXiv:gr-qc/0312082
- [102] L. Blanchet, *Living Rev. Relativity* **17**, 2 (2014), arXiv:1310.1528 [gr-qc]
- [103] U. Sperhake, E. Berti, V. Cardoso, J. A. González, B. Brügmann, and M. Ansorg, *Phys. Rev. D* **78**, 064069 (2008), arXiv:0710.3823 [gr-qc]
- [104] S. Husa, J. A. González, M. Hannam, B. Brügmann, and U. Sperhake, *Classical Quantum Gravity* **25**, 105006 (2008), arXiv:0706.0740 [gr-qc]
- [105] H. K. Lau, P. T. Leung, and L. M. Lin, *Astrophys. J.* **714**, 1234 (2010), arXiv:0911.0131 [gr-qc]
- [106] Y.-H. Sham, L.-M. Lin, and P. T. Leung, *Astrophys. J.* **781**, 66 (2014), arXiv:1312.1011 [gr-qc]