

Chaos control via feeding switching in intraguild predation systems

Joydev Chattopadhyay[‡], Nikhil Pal^{**},
Sudip Samanta[‡], Ezio Venturino^{†*}

[‡] Agricultural and Ecological Research Unit,
Indian Statistical Institute
203, B. T. Road, Kolkata 700108, India;

^{**} Department of Mathematics, Visva-Bharati University,
Santiniketan 731235, India.

[†] Dipartimento di Matematica “Giuseppe Peano”,
via Carlo Alberto 10, 10123 Torino,
Università di Torino, Italy.

Emails: joydev@isical.ac.in, ezio.venturino@unito.it

Abstract

In the present paper we study a tri-trophic Lotka-Volterra food web model with omnivory and predator switching. We observe that if the intensity of predator switching increases the chaotic behavior of the omnivory model will be reduced. We conclude that the predator switching mechanism enhances the stability of an otherwise chaotic system.

Keywords: Three-species Lotka-Volterra model; Predator switching; Omnivory; Chaos; Stability.

*This research was partially supported by the project Metodi numerici in teoria delle popolazioni of the Department of Mathematics “Giuseppe Peano”.

1 Introduction

An interesting and appealing topic in population ecology is the understanding of the diversity and community composition of the populations which ultimately determine the overall stability of an ecosystem. The predators have in general a rigid type of feeding pattern, which may be the choice of a specific prey or it may be dependent on the abundance of the prey. In this latter case looking for resources, the predator moves toward another prey, which may be present in the same or in another habitat. This mechanism of preferential predation is named switching, [22]. Many examples of predator feeding switching have been identified in nature, [3, 17], as well as in laboratory experiments involving *Notonecta* and *Ischnura*, [14]. Several mathematical models have been proposed with predator switching involving one predator with two prey species [5, 23, 20, 11, 10, 24].

In an omnivory food web, a predator consumes more than one prey species. In particular, in a tri-trophic food chain with omnivory, top predator predaes both the bottom prey and the intermediate predator [18]. This phenomenon is also termed intraguild predation (IGP), defined as the feeding of the intermediate predator by a top predator that can also consume the prey of the intermediate predator [19]. Thus, the top predator and the intermediate predator species are also potentially competitors for the common resource, i.e. the prey at the lowest trophic level. This fact enhances the chance of switching feeding behavior of the top predator between the bottom prey and the intermediate predator.

Whether predator switching phenomena act as a stabilizing or destabilizing factors in a dynamical population system is still debated, see [12] and the references therein. A stabilizing effect is found for instance in Ref. [13, 1]. Intraguild predation with nonlinear functional responses had been investigated showing that omnivory could be a stabilizing factor [16]. On the other hand, intraguild predation could destabilize a three species Lotka-Volterra model with linear functional responses, see [6]. Furthermore, the Lotka-Volterra model of intraguild predation could exhibit a limit cycle, coexistence of all species in IGP system is possible if the intermediate predator is superior at exploitative competition for the prey, whereas the top predator gains significantly from its consumption of intermediate predator [7]. Furthermore, the top predator may become extinct if the predation rate and the conversion efficiency from the prey to predator are very low, whereas the intermediate predator will disappear if the predation rate and the conversion efficiency

from prey to predator are high enough. Also recently, in the very same model, chaotic behavior has been numerically discovered, [21]. The findings indicate that the system enters into a chaotic regime from a stable steady state through period doubling Hopf-bifurcation, if the consumption rate of top predator on the primary prey increases.

The aim of the present investigation is to incorporate predator switching in a three species Lotka-Volterra model with linear functional response and investigate its effect.

The paper is organized as follows. After discussing some preliminary biological background, we introduce the model in Section 3, and analyse its behavior in the following Section. The main result, control of the chaotic behavior, is contained in the final Section.

2 Background

Predator feeding switching is an important aspect in nature, [3, 7]. However, the effect of predator switching in an omnivory system, also known as intraguild predation, does not appear to be properly investigated yet. As far as our knowledge goes, no attempt has been made so far to model the behavior of such intraguild predation in the presence of predator switching. In a tri-trophic food chain or food web with omnivory the top predator consumes more than one prey population. If the predator population has more than one resource to prey upon, namely the prey and middle predators, the predator population predaes more heavily either on the preferred or on the most abundant species, [17], depending on the specific situation. Whenever the primary resource declines and while waiting that it recovers, the predator for its survival feeds on another prey, in the same or another habitat.

Experimental results suggest that predator switching is a very resemble biological phenomena to omnivory and likely to occur with it [4]. However, the predator switching and the omnivory do not yet appear to be studied simultaneously. In ref. [6] Holt and Polis have intuitively suggested that if the adaptive foraging by the omnivore predator leads to switching between the prey and the intermediate predator, the system will be stabilized. Our aim is to investigate and substantiate this claim, by providing a theoretical setting for the effect of predator feeding switching in omnivory system considering a suitable mathematical model.

3 Model

In the three species food chain model proposed by Tanabe and Namba (2005), [21] chaotic behavior is discovered. We want to consider a modification of this model, incorporating top predator feeding switching behavior in it. Let x , y and z respectively denote the prey, middle predator and top predator populations sizes. The resulting system of equations reads as follows

$$\begin{aligned}\frac{dx}{dt} &= (b_1 - a_{11}x)x - a_{12}xy - \frac{a_{13}xz}{1 + c\frac{y}{x}}, \\ \frac{dy}{dt} &= -b_2y + a_{21}xy - \frac{a_{23}yz}{1 + c\frac{x}{y}}, \\ \frac{dz}{dt} &= -b_3z + \frac{a_{31}xz}{1 + c\frac{y}{x}} + \frac{a_{32}yz}{1 + c\frac{x}{y}},\end{aligned}\tag{1}$$

As it occurs for the switching models, the system (1) is not well defined at the origin. To overcome the occurrence of the singularity there, we simply replace the above equations at $(0, 0, 0)$ by the following ones:

$$\frac{dx}{dt} = \frac{dy}{dt} = \frac{dz}{dt} = 0.$$

The meaning of the parameters, all nonnegative, is as follows: b_1 is the prey intrinsic net growth rate, while a_{11} denotes their intraspecific competition for resources. The parameters a_{ij} with $i < j$ denote the prey consumption rates, while a_{ij} for $i > j$ represent the corresponding predators' assimilation rates. The natural mortalities of the intermediate and top predators are respectively b_2 and b_3 .

Therefore, the first equation expresses logistic growth of the prey in absence of predators. When they are present, the prey are subject to their hunting. In absence of prey, the intermediate predator is bound to starve; in the food chain it also represents a possible source of food for the top predator. The latter feeds on both prey and intermediate predators.

The novel feature of this model resides in the last terms of the first two equations and the corresponding last two terms of the last equation, modelling the feeding switching behavior between the two types of prey for the top predator, following [22]. This mechanism is governed by the relative abundances of the bottom prey and intermediate predators. The parameter c represents the switching intensity. This parameter provides also a mean

to obtain a continuum of models. In fact, note that for $c = 0$ the system shows no switching behavior, it becomes exactly the Tanabe and Namba three species omnivory system, [21], while for $c = 1$ the switching function is the same function defined by Tansky, [22]. This parameter thus allows to control the amount of switching feeding that the top predator can use.

4 The system general behavior

The steady states that (1) can attain are the five points $E_k = (x_k, y_k, z_k)$, $k = 0, \dots, 4$. The origin E_0 , representing ecosystem disappearance, fortunately cannot be stably attained.

The bottom prey-only equilibrium $E_1 = (x_1, 0, 0)$ in which the prey settles at carrying capacity $x_1 = b_1 a_{11}^{-1}$ is locally asymptotically stable if both predator's mortalities are large enough,

$$a_{21}b_1 < a_{11}b_2, \quad a_{31}b_1 < a_{11}b_3.$$

The bottom prey can thrive also in presence of either one of the predators,

$$E_2 = \left(\frac{b_3}{a_{31}}, 0, \frac{b_1 - a_{11}x_2}{a_{13}} \right), \quad E_3 = \left(\frac{b_2}{a_{21}}, \frac{b_1 - a_{11}x_3}{a_{12}}, 0 \right).$$

These equilibria are locally asymptotically stable if the following conditions respectively hold

$$a_{31}b_2 > a_{21}b_3$$

for E_2 , i.e. the mortality of the intermediate predator must be higher than the one of the top predator, while for E_3 we must have

$$b_3 > \frac{a_{31}x_3^2}{x_3 + cy_3} + \frac{a_{32}y_3^2}{y_3 + cx_3},$$

expressing the fact that the top predator mortality should be higher than a certain threshold, which is regulated by the other populations equilibrium values.

The study of the coexistence equilibrium appears to be a very difficult task. Even establishing the existence of the equilibrium amounts to solve a highly nonlinear algebraic system. An attempt along these lines has been made in [9], see also [8], but will not be repeated here. Rather, numerical

simulations show the feasibility and stability of this point, Fig. 1. This is obtained using the parameter set, mostly taken from [21],

$$\begin{aligned} b_1 = 5, \quad b_2 = 1, \quad b_3 = 1.25, \quad c = 1, \quad a_{11} = 0.4, \quad a_{12} = 1, \\ a_{21} = 1, \quad a_{23} = 1, \quad a_{32} = 1, \quad a_{13} = 1.5, \quad a_{31} = 0.1. \end{aligned} \quad (2)$$

In fact, stability hinges on the conditions

$$\sigma_1 > 0, \quad \sigma_3 > 0, \quad \sigma_1\sigma_2 > \sigma_3, \quad (3)$$

for the details see the Appendix. The above parameter choice indeed gives $\sigma_1 = 2.4372 > 0$, $\sigma_2 = 6.2607$, $\sigma_3 = 12.5946 > 0$ and $\sigma_1\sigma_2 - \sigma_3 = 2.6637 > 0$, i.e. the Routh-Hurwitz stability criterion is satisfied. This is further checked by the eigenvalues of (1) which have all negative real parts, namely -2.1969 and $-0.1201 \pm 2.3913i$.

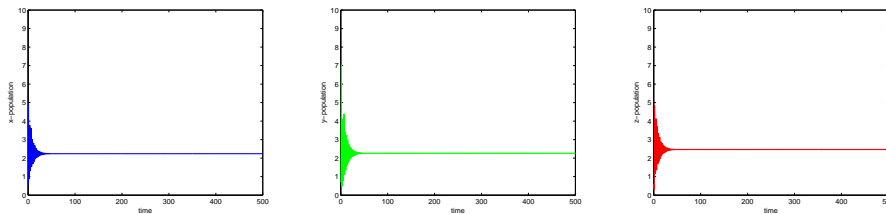


Figure 1: This figure shows that the coexistence equilibrium can be stably achieved. Each frame contains, left to right, the populations x , y and z as functions of time.

Chaotic behavior, as discovered in [21] can be analytically be shown to arise also in this more general model. Again we refer the reader to the Appendix for the detailed calculations.

For the set of parameter values (2), the eigenvalues of the characteristic equation of the system (1) are -1.5765 , $0.2049 \pm 2.4647i$. Therefore we can expect theoretically the occurrence of Sil'nikov chaos at the coexistence equilibrium E^* of the system (1). This theoretical finding is shown in the bifurcation diagram of Fig. 2), keeping a_{13} free.

Clearly, if the top predator hunting rate on the bottom prey gradually increases, the system loses stability and becomes chaotic.

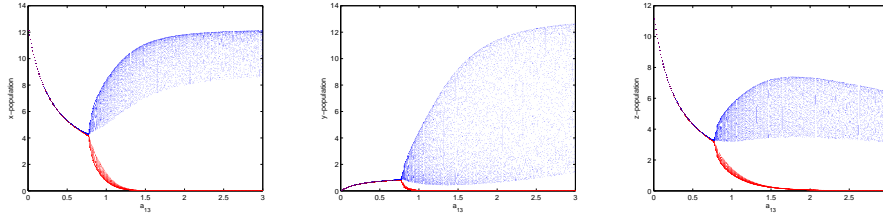


Figure 2: Bifurcation diagram of the system (1) with respect to the bifurcating parameter a_{13} . The other parameter values are the same as those given in (2). Left to right, the diagrams for the populations x , y and z are shown.

5 Control of chaos

Our main purpose here is to investigate the role that predators feeding switching possibly has on the system's behavior. Recalling that (1) exhibits a continuum of models in terms of the switching intensity, we present a simulation for the bifurcation behavior of the coexistence equilibrium.

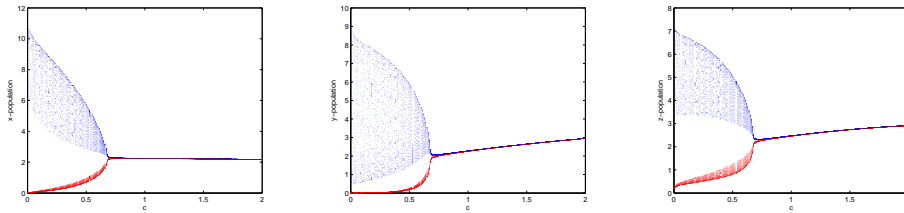


Figure 3: Bifurcation diagram of the system (1) in terms of the bifurcation parameter c . Here $a_{13} = 1.5$ and all the other parameter values are those given in (2).

The bifurcation diagram of Fig. 3 shows that the system (1) switches its behavior from chaos to a stable focus if the switching intensity increases above a threshold value, which is found to be approximately $c \approx 0.7$. For $0 < c < 0.7$ the model (1) exhibits chaotic oscillations while past that value the coexistence equilibrium is stably achieved.

Our analytical and numerical results indicate thus that if the switching intensity is above a threshold value, then the omnivory system from the chaotic oscillations achieves a stable behavior, thereby suggesting that predator switching can in fact enhance the persistence and stability of an om-

nivory system. A possible explanation could be provided as follows. When a particular prey species population declines, possibly partly owing to the predation, the predator instead of wasting time in looking for this scarce resource switches its attacks to the next more abundant available prey. In this way, none of the prey populations is drastically reduced, because hunting stops or reduces drastically when its numbers decline, nor any prey population is allowed to become too much abundant, because in this case the predation will resume. Such mechanism mediates the prey predator interaction in an omnivory system and thus enhances the stability and the persistence of the system itself.

References

- [1] V. Ajraldi, E. Venturino, Stabilizing effect of prey competition for predators exhibiting switching feeding behavior, *Wseas Transactions on Biology and Biomedicine* **5**, 65-74, 2008. ISSN 1109-9518.
- [2] O. Arino, A. El Abdllaoui, J. Mikram, J. Chattopadhyay, Infection on prey population may act as a biological control in ratio-dependent predator-prey model. *Nonlinearity* **17**: 1101-1116, 2004.
- [3] Fisher-Piette. Sur equilibre de faunas: Interactions des moules, des poutres et des cripedaed. *C. R. Soc. Biologeogr.* **92**: 47-48, 1934.
- [4] I. Gismervikl, T. Andersen, Prey switching by *acartia clausi*: experimental evidence and implications of intraguild predation assessed by a model, *Mar. Ecol. Prog. Ser.* **157**: 247-259, 1997.
- [5] C. S. Holling, Principles of insect predation, *Ann. Rev. Entomol.* **6**: 163-182, 1961.
- [6] R. Holt, G. Polis, A theoretical framework for intraguild predation. *Am. Nat.*, **149**: 745-764, 1997.
- [7] R. D. Holt, Community modules, in A. C. Gange and V. K. Brown, (Editors) *Multitrophic interactions in terrestrial systems*, Blackwell Science, Oxford, UK, 333-350, 1997.

- [8] I. S. Hotopp, H. Malchow, E. Venturino, Switching feeding among sound and infected prey, Numerical Analysis and Applied Mathematics, IC-NAAM 2009, T. Simos, G. Psihoyios, Ch. Tsitouras (Editors), AIP Conference Proceedings **1168**, 1536-1539, 2009.
- [9] I. S. Hotopp, H. Malchow, E. Venturino, Switching feeding among sound and infected prey in ecoepidemic systems, Journal of Biological Systems **18** (4) 727-747, 2010; DOI: 10.1142/S0218339010003718.
- [10] Q.J.A. Khan, E. Balakrishnan, G.C. Wake, Analysis of a predator-prey system with predator switching, Bull. Math. Biol. **66**, 109-123, 2004.
- [11] Q.J.A. Khan, B.S. Bhatt, R.P. Jaju, Switching model with two habitats and a predator involving group defence, J. of Nonlinear Mathematical Physics **5**, 212-22, 1998.
- [12] T. Kimbrell, R. D. Holt, On the interplay of predator switching and prey evasion in determining the stability of predator-prey dynamics, Israel Journal of Zoology **50**: 188-205, 2004.
- [13] B. W. Kooi, S. A. L. M. Kooijman, Invading species can stabilize simple trophic systems, Ecological Modelling **133**, 57-72, 2000.
- [14] J. Lawton, J. Beddington, R. Bonser, Switching in invertebrate predators, in M. B. Usher, M.H. Williamson (Eds.), Ecological Stability, Chapman & Hall, London: 141-158, 1974.
- [15] S. Mandal, M. M. Panja, S. Ray, S. K. Roy, Qualitative behavior of three species food chain around inner equilibrium point: Spectral analysis, Nonlinear Analysis: Modelling and Control, **15**(4): 459-472, 2010.
- [16] K. McCann, A. Hastings, Re-evaluating the omnivory-stability relationship in food webs, Proceedings of the Royal Society of London, Series B, Biological Sciences **264**: 1249-1254, 1997.
- [17] W. Murdoch, Switching in general predators: experiments on predator specificity and stability of prey populations. Ecol. Monogr. **39**: 335-354, 1969.
- [18] S. Pimm, J. Lawton, On feeding on more than one trophic level, Nature, **275**: 542-544, 1987.

- [19] G. A. Polis, C. A. Myers, R. D. Holt, The ecology and evolution of intraguild predation: potential competitors that eat each other, Annual review of ecology and systematics **20**: 297-330, 1989.
- [20] P. Prajneshu Holgate, A prey-predator model with switching effect, J. Theor. Biol. **125**: 61-66, 1987.
- [21] K. Tanabe, T. Namba, Omnivory creates chaos in simple food models, Ecology, **86**(12): 3411-3414, 2005.
- [22] M. Tansky, Switching effects in prey-predator system, J. Theor. Biol. **70**: 263-271, 1978.
- [23] E.I. Teramoto, K. Kawasaki, N. Shigesada, Switching effect of predation on competitive prey species, J. Theor. Biol. **79**: 303-315, 1979.
- [24] A.C.S. Vilcarromero, S.Palomino Bean, J.F.R. Fernandes, O. Bonato, Switching Behaviour and Stability in Predator-Preys Systems, Proceedings of Congreso Latino Americano de Biomatemática, X, Alab-V Elaem.

Appendix

Equilibria

The instability of the origin can be shown by following the method used in [2], to which we refer the reader without going into details any further here.

The stability conditions stated in the main body of the paper follow from the calculation of the eigenvalues of the Jacobian matrix evaluated at each equilibria.

In particular for the coexistence equilibrium we find that conditions (3) must hold, where

$$\begin{aligned}\sigma_1 &= V_1 + V_5, & \sigma_2 &= V_1V_5 - V_2V_4 + V_3V_7 + V_6V_8, \\ \sigma_3 &= V_1V_6V_8 + V_2V_6V_7 + V_3V_4V_8 + V_3V_5V_7\end{aligned}$$

with

$$V_1 = a_{11}x^* + \frac{a_{13}cx^*y^*z^*}{(x^* + cy^*)^2}, \quad V_2 = -a_{12}x^* + \frac{a_{13}cx^{*2}z^*}{(x^* + cy^*)^2}, \quad V_3 = \frac{a_{13}x^{*2}}{(x^* + cy^*)},$$

$$\begin{aligned}
V_4 &= a_{21}y + \frac{a_{23}cy^{*2}z^*}{(y^* + cx^*)^2}, & V_5 &= \frac{a_{23}cx^*y^*z^*}{(y^* + cx^*)^2}, & V_6 &= \frac{a_{23}y^{*2}}{(y^* + cx^*)^2}, \\
V_7 &= \frac{a_{31}x^{*2}z^* + 2a_{31}cx^*y^*z^*}{(x^* + cy^*)^2} - \frac{a_{32}cy^{*2}z^*}{(y^* + cx^*)^2}, \\
V_8 &= -\frac{a_{31}cx^{*2}z^*}{(x^* + cy^*)^2} + \frac{a_{32}y^{*2}z^* + 2a_{32}cx^*y^*z^*}{(y^* + cx^*)^2}.
\end{aligned}$$

Chaotic behavior

The characteristic equation of the Jacobian matrix of the system (1) at the coexistence equilibrium E^* is $\lambda^3 + 3A_1\lambda^2 + 3A_2\lambda + A_3 = 0$, where

$$3A_1 = \sigma_1, \quad 3A_2 = \sigma_2, \quad A_3 = \sigma_3.$$

Now setting $\lambda = \rho - A_1$ the characteristic equation can be written in the form $\rho^3 + 3H\rho + G = 0$, where $H = A_2 - A_1^2$ and $G = A_3 - 3A_1A_2 + 2A_1^3$. The roots of the characteristic equation are then

$$\lambda_1 = R - \frac{H}{R} - A_1, \quad \lambda_2 = R\omega - \frac{H}{R}\omega^2 - A_1, \quad \lambda_3 = R\omega^2 - \frac{H}{R}\omega - A_1,$$

where

$$R = \left(-\frac{G}{2} + \frac{\sqrt{\Delta}}{2} \right)^{\frac{1}{3}}, \quad \Delta = G^2 + 4H^3, \quad \omega = -\frac{1}{2} + i\frac{\sqrt{3}}{2}, \quad \omega^2 = -\frac{1}{2} - i\frac{\sqrt{3}}{2}.$$

A system has Sil'nikov chaos if the equilibrium point of the system is a saddle focus and the eigenvalues $\gamma, \alpha \pm i\beta$ satisfy the following conditions [15],

$$i) \beta \neq 0, \quad ii) \gamma\alpha < 0, \quad iii) |\gamma| > |\alpha| \geq 0.$$

For the system (1) the above conditions yield

$$\begin{aligned}
\Delta &> 0, \quad R + \frac{H}{R} \neq 0, \quad \left| R - \frac{H}{R} - A_1 \right| - \frac{1}{2} \left| R - \frac{H}{R} + 2A_1 \right| > 0, \\
R - \frac{H}{R} + 2A_1 &> 0, \text{ for } A_3 < 0, \text{ or } R - \frac{H}{R} + 2A_1 < 0, \text{ for } A_3 > 0.
\end{aligned}$$

In the absence of the switching mechanism, i.e. for $c = 0$ and for the remaining parameters as given in (2), we find

$$\Delta = 76.9751 > 0, \quad R + \frac{H}{R} = 2.8460 \neq 0, \quad R - \frac{H}{R} + 2A_1 = -0.4099 < 0,$$

as well as

$$A_3 = 9.6432 > 0, \quad \left| R - \frac{H}{R} - A1 \right| - (1/2) \left| R - \frac{H}{R} + 2A1 \right| = 1.3716 > 0,$$

so that the Sil'nikov conditions for chaotic behavior hold.