

# A more effective coordinate system for parameter estimation of precessing compact binaries from gravitational waves

Benjamin Farr,<sup>1,2,\*</sup> Evan Ochsner,<sup>3,†</sup> Will M. Farr,<sup>2,‡</sup> and Richard O’Shaughnessy<sup>3</sup>

<sup>1</sup>*Center for Interdisciplinary Exploration and Research in Astrophysics (CIERA) & Dept. of Physics and Astronomy, Northwestern University, 2145 Sheridan Rd, Evanston, IL 60208, USA.*

<sup>2</sup>*School of Physics and Astronomy, University of Birmingham, Edgbaston, Birmingham B15 2TT, UK*

<sup>3</sup>*Center for Gravitation and Cosmology, University of Wisconsin-Milwaukee, Milwaukee, WI 53201, USA*

(Dated: October 11, 2018)

Ground-based gravitational wave detectors are sensitive to a narrow range of frequencies, effectively taking a snapshot of merging compact-object binary dynamics just before merger. We demonstrate that by adopting analysis parameters that naturally characterize this ‘picture’, the physical parameters of the system can be extracted more efficiently from the gravitational wave data, and interpreted more easily. We assess the performance of MCMC parameter estimation in this physically intuitive coordinate system, defined by (a) a frame anchored on the binary’s spins and orbital angular momentum and (b) a time at which the detectors are most sensitive to the binary’s gravitational wave emission. Using anticipated noise curves for the advanced-generation LIGO and Virgo gravitational wave detectors, we find that this careful choice of reference frame and reference time significantly improves parameter estimation efficiency for BNS, NS-BH, and BBH signals.

## I. INTRODUCTION

The Advanced LIGO (aLIGO) gravitational-wave detectors are expected to come online in 2015 [1], with Advanced Virgo (AdV) following in 2016 [2]. They are expected to directly detect gravitational waves and, once they reach design sensitivity, could detect tens of events per year [3] from the coalescence of compact binaries composed of neutron stars (NSs) and/or black holes (BHs). Black holes in particular are expected to have large spin [4], so properly modeling spins will be especially important for NS-BH and BBH binaries. Spin-induced precession, caused when one or both spin vectors are misaligned with the orbital angular momentum, is a particularly challenging effect to model, as it induces amplitude and phase modulations, changes the relative strength of the two waveform polarizations, and complicates a spin-weighted spherical harmonic mode decomposition of the waveform [5, 6].

In an important early work, Apostolatos et. al. [7] laid out a “simple precession” model for the evolution and gravitational wave emission of compact binaries with generic spins. With the exception of rare cases of transitional precession, or the simpler special case of spins aligned or anti-aligned with the orbital angular momentum, the orbital angular momentum vector of the binary will precess on a cone about the total angular momentum. Since this and other important early work [5, 8], there have been a number of improvements to waveform models from spinning systems. This has included deriving and studying further post-Newtonian (PN) corrections to the waveform dynamics and phasing [9–12], ampli-

tude [5, 6] and precession equations [13], the development of spinning, precessing inspiral-merger-ringdown waveforms [14–17] and a frequency-domain precessing waveform model [18], and efforts to track precessional motion and disentangle it from other dynamical effects [19–23]. Despite all of these refinements, precessing waveforms still qualitatively match the Apostolatos et. al. picture of the orbital angular momentum moving along a precession cone that slowly grows due to radiation reaction.

Although suboptimal, matched filter searches with non-spinning or aligned-spin templates could still detect GW signals from spinning, precessing binaries, albeit with significant parameter bias [24]. If a detection can be made, then the LALINFERENCE module of LAL [25] can be used for a focused parameter estimation followup effort [26]. LALINFERENCE is a suite of routines to perform Bayesian inference techniques such as Markov chain Monte Carlo (MCMC) and nested sampling on gravitational wave detector data. Bayesian inference has proven adept at sampling the 11–15 dimensional parameter space of circularized compact binary mergers with non-negligible spin [26–31].

Nonetheless, there is a significant computational cost to performing Bayesian inference. Typically, waveform generation is the dominant cost. Performing parameter estimation with MCMC on real or simulated data typically requires generating several million CBC waveforms to produce  $\simeq 1000$  independent samples from the posterior probability density on parameter space. Depending on the computational cost of generating the waveforms, this can take hours to weeks or longer to complete. The latency of such analyses must, at the very least, be low enough to keep up with potential advanced-detector trigger rates. If these analyses are completed within hours, then they can potentially play a critical role in the search for electromagnetic counterparts to BNS or NS-BH GW signals.

The latency of MCMC analyses, assuming fixed wave-

\*Electronic address: bfarr@u.northwestern.edu

†Electronic address: evano@gravity.phys.uwm.edu

‡Electronic address: w.farr@bham.ac.uk

form generation costs, are governed by the sampling efficiency of the chains, which are intimately tied to the parameterization and proposal distributions that are used. In an extreme limit, local one-dimensional jumps and distorted coordinates require the Markov chain to jump slowly through tightly-correlated, twisting paths in parameter space.

In this work we demonstrate that MCMC-based parameter estimation is significantly more efficient when we adopt coordinates well-adapted to the dynamics of the precessing binary. We parameterize the spin and orbital angular momentum degrees of freedom of a precessing binary with a set of angles describing the simple precession cone model of Apostolatos et. al. [7]. We use the inclination of the *total* angular momentum to the line of sight, the azimuthal position of orbital angular momentum  $L_N$  on this cone at some reference point, three angles describing the orientation of the spins relative to  $L_N$  and each other at the reference point, and the magnitude of each spin. Critically, we also choose the GW frequency (i.e. twice the instantaneous orbital frequency)  $f_{\text{ref}}$  at which these angles are defined. Choosing such a reference frequency near the peak sensitivity of the detector also dramatically improves the convergence of Bayesian parameter estimation methods. We find that the new parameterization and a suitable choice of  $f_{\text{ref}}$  can decrease the “mixing” or autocorrelation time in the stochastic parameter sampling by a factor of 3.7–11 for the cases considered here. We find the shortest autocorrelation times and best parameter constraints occur for  $f_{\text{ref}} \simeq 70$ –100 Hz.

This work is organized as follows. In Section II, we briefly review the dynamics of precessing binaries and the commonly used “radiation frame” coordinates, and we introduce our well-adapted coordinate system for generic precessing binaries. In Section III we very briefly describe the parallel-tempered Markov-Chain Monte Carlo parameter estimation strategy adopted in this work, emphasizing why well-adapted coordinates improve its performance. In Section IV, we compare the results of parameter estimation calculations performed using radiation frame coordinates and our well-adapted coordinates. We show that MCMC calculations using the well-adapted coordinates converge more efficiently, providing reliable results in less time. Furthermore, our well-adapted coordinates correspond to physically pertinent, well-constrained observables, so the posteriors for astrophysically interesting angles such as spin tilts are obtained directly without further (expensive) post-processing. We finish with some concluding remarks in Section V.

## II. COORDINATES FOR PRECESSING BINARIES

### A. Evolution equations for precessing PN binaries

Here for convenience we briefly review the formalism for generating PN precessing waveforms. For more details, we refer the reader to [32] (and references therein) for a summary of various non-spinning PN waveforms. For a generalization to spinning waveforms, the reader may refer to [5, 6, 33, 34] among others.

The gravitational wave strain observed by a detector is given by<sup>1</sup>

$$h(t) = F_+ h_+(t) + F_\times h_\times(t), \quad (2.1)$$

where  $F_+$  and  $F_\times$  are antenna pattern functions describing the detector and  $h_+(t)$  and  $h_\times(t)$  are the gravitational wave polarizations. For a compact binary evolving along a series of quasi-circular orbits, these functions have the following form at leading order

$$h_+(t) = -\frac{2M\eta}{D_L} v(t)^2 \left( 1 + (\hat{L} \cdot \hat{N})^2 \right) \cos 2\phi(t) \quad (2.2)$$

$$h_\times(t) = -\frac{2M\eta}{D_L} v(t)^2 2 (\hat{L} \cdot \hat{N}) \sin 2\phi(t). \quad (2.3)$$

Here  $D_L$  is the luminosity distance to the binary,  $M$  is the total mass,  $\eta = m_1 m_2 / M^2$  is the symmetric mass ratio,  $\hat{L}$  is the direction of orbital angular momentum,  $\hat{N}$  is the direction of GW propagation,  $\phi$  is the orbital phase of the binary and  $v = (2\pi M F_{\text{orb}})^{1/3}$  is the “characteristic velocity” PN expansion parameter (with  $F_{\text{orb}}$  the orbital frequency). Higher order corrections to the polarizations valid for precessing binaries can be found in [5, 6]. For our purposes, the important point is that these polarizations depend only on the masses, the inclination between the orbital angular momentum and the line of sight, and the time-dependent phasing and frequency parameters  $\phi(t)$  and  $v(t)$ .<sup>2</sup>

For compact binaries on quasi-circular orbits,  $\phi(t)$  and  $v(t)$  can be computed via the energy balance equation. PN expansions are known for both the binding energy of the binary,  $E$ , and the gravitational wave luminosity (commonly called the “flux”),  $\mathcal{F}$ . We assume that emission of gravitational waves accounts for all of the loss of binding energy and a simple use of the chain rule provides

<sup>1</sup> We note that this expression assumes that the sky position of the source remains constant, i.e. that the Earth rotates by a negligible amount over the duration of the signal. As NS-BH GW signals evolve from 10 Hz to coalescence in  $\lesssim 5$  minutes, this is true to a very good approximation.

<sup>2</sup> At higher order, the spins also enter the polarizations. Our main point is that Eqs. (2.4)–(2.8) are sufficient to compute the polarizations, and this is true at all PN orders.

a differential equation for the evolution of  $v(t)$ :

$$-\frac{dE}{dt} = \frac{dE}{dv} \frac{dv}{dt} = \mathcal{F} \implies \frac{dv}{dt} = -\frac{\mathcal{F}}{dE/dv}. \quad (2.4)$$

Since the derivative of the orbital phase is simply the (angular) orbital frequency, we trivially obtain a coupled differential equation for the phase  $\phi(t)$ :

$$\frac{d\phi}{dt} = 2\pi F_{\text{orb}} = \frac{v^3}{M}. \quad (2.5)$$

For non-spinning binaries, these are the only equations needed to evolve the orbital dynamics and compute a gravitational waveform. Eqs. (2.4) and (2.5) are integrated to compute  $v(t)$  and  $\phi(t)$ , which are then plugged back into Eqs. (2.2) and (2.3) to obtain the waveform. There are a number of different ways to solve these differential equations which are equivalent up to the PN order of  $E$  and  $\mathcal{F}$ , but differ in truncation error at the next, unknown PN order. These different methods for solving the

energy balance equation are known as PN *approximants*. For example,  $E$  and  $\mathcal{F}$  are known as Taylor series in  $v$ , so the right hand side of Eq. 2.4 is a rational function of  $v$ . One could keep it in this form (referred to as the TaylorT1 approximant), or re-expand it as a Taylor series (TaylorT4). In this work we will use TaylorT4, but our results are equally applicable to any PN approximant. See [32] for a summary of the various PN approximants, and [18, 35] for two newly-proposed approximants.

For precessing binaries, we note that there are spin corrections proportional to  $\hat{S}_{1,2} \cdot \hat{L}$  and  $\hat{S}_1 \cdot \hat{S}_2$  in  $E$  and  $\mathcal{F}$ . Additionally, we have already noted that  $\hat{L} \cdot \hat{N}$  appears in the polarizations. The orientations of these vectors can change over time for precessing binaries, and so they must be computed as functions to time, along with  $v(t)$  and  $\phi(t)$ . Their evolution is given by the precession equations [5, 7].

---


$$\frac{d\hat{\mathbf{L}}}{dt} = \frac{v^6}{2M^3} \left\{ \left[ \left(4 + 3\frac{m_2}{m_1}\right) \mathbf{S}_1 + \left(4 + 3\frac{m_1}{m_2}\right) \mathbf{S}_2 \right] - \frac{3v}{M^2\eta} \left[ (\mathbf{S}_2 \cdot \hat{\mathbf{L}}) \mathbf{S}_1 + (\mathbf{S}_1 \cdot \hat{\mathbf{L}}) \mathbf{S}_2 \right] \right\} \times \hat{\mathbf{L}}, \quad (2.6)$$

$$\frac{d\mathbf{S}_1}{dt} = \frac{v^5}{2M} \left\{ \left(4 + 3\frac{m_2}{m_1}\right) \hat{\mathbf{L}} + \frac{v}{M^2} \left[ \mathbf{S}_2 - 3(\mathbf{S}_2 \cdot \hat{\mathbf{L}}) \hat{\mathbf{L}} \right] \right\} \times \mathbf{S}_1, \quad (2.7)$$

$$\frac{d\mathbf{S}_2}{dt} = \frac{v^5}{2M} \left\{ \left(4 + 3\frac{m_1}{m_2}\right) \hat{\mathbf{L}} + \frac{v}{M^2} \left[ \mathbf{S}_1 - 3(\mathbf{S}_1 \cdot \hat{\mathbf{L}}) \hat{\mathbf{L}} \right] \right\} \times \mathbf{S}_2. \quad (2.8)$$

To generate a gravitational wave signal from a precessing binary, we first solve for its orbit and spin [Eqs. (2.4)–(2.8)], then substitute these kinematic quantities into Eqs. (2.2) and (2.3).

Higher order polarization expressions valid for precessing binaries can be found in [6]. While in this work we report results using only leading-order polarizations, related work by [36, 37] suggests our conclusions will also hold for higher-order polarizations.

## B. Behavior of precessing waveforms

The behavior of precessing binaries was first laid out in significant qualitative and quantitative detail in [7]. To summarize, they find that almost all spinning binary configurations would undergo simple precession. This means that the direction of total angular momentum,  $\hat{J}$ , remains very nearly fixed and the orbital angular momentum vector moves on a cone about  $\hat{J}$ . The angle between  $\mathbf{L}$  and the total spin,  $\mathbf{S} = \mathbf{S}_1 + \mathbf{S}_2$ , will remain nearly constant throughout the binary evolution. The magnitude of  $\mathbf{L}$  will slowly decrease due to radiation reaction, and since its angle with  $\mathbf{S}$  does not change appreciably, this means

the opening angle of the  $\mathbf{L}$  precession cone will slowly grow as the binary inspirals.

There are two types of special cases of spinning binary configurations which do not obey simple precession. First, if both spins are aligned and/or anti-aligned with the orbital angular momentum, then the binary will not precess and the orbital angular momentum will remain in a fixed direction. It is clear from Eqs. (2.6)–(2.8) that the direction of all of these vectors will be constant when they are all parallel. Second, transitional precession can occur if the binary has large spins which are nearly, but not perfectly anti-aligned with the orbital angular momentum. In this case, the binary will initially be in a state where the orbital angular momentum is the dominant contribution to  $\mathbf{J}$ .<sup>3</sup> Gravitational wave emission will decrease the magnitude of  $\mathbf{L}$ , but will not change the magnitude of  $\mathbf{S}_1$  and  $\mathbf{S}_2$ . If it decreases such that  $|\mathbf{L}| \lesssim |\mathbf{S}|$ , then the direction of  $\hat{J}$  will change from being

---

<sup>3</sup> Since  $\mathbf{L} \simeq \mathbf{r} \times \mathbf{p}$ , the orbital angular momentum will always dominate the spin angular momentum for sufficiently wide binary separations  $r$ .

near  $\hat{L}$  to near  $\hat{S}$ . This brief period when  $|\mathbf{J}| \approx 0$  and the direction of  $\hat{J}$  changes rapidly is known as transitional precession. Note that it is preceded and followed by periods of simple precession.

We note that the simple precession model presented in [7] primarily focused on the special cases of equal masses and/or single spin binaries. This was so the precession equations (2.6)-(2.8) would imply that  $\mathbf{S}_1 \cdot \mathbf{S}_2 = \text{const.}$  and simplify the behavior. However, even for a generic case with unequal masses and spins, the simple precession model is still a good *qualitative* description of the precessing binary's behavior. One difference is that the orbital angular momentum exhibits nutation. That is,  $\hat{L}$  bobs up and down as it moves on its cone about  $\hat{J}$ . The cone opening angle still tends to grow as orbital angular momentum is radiated away, but it is no longer a monotonic increase. Compare the single spin NS-BH binary to the double spin BBH binary in Fig. (1). The angle between  $\hat{J}$  and  $\hat{L}$ ,  $\theta_{\text{JL}}$ , nutates strongly in the latter but not in the former. Note however that the angles  $\theta_{\text{JN}}$  and  $\psi_{\text{J}}$ , the inclination and polarization angles of the total angular momentum, respectively, are nearly constant in each case, as  $\hat{J}$  remains essentially fixed. Additionally, Fig. (1) shows the tilt of the component spins and the total spin  $\mathbf{S} = \mathbf{S}_1 + \mathbf{S}_2$  relative to  $\hat{L}$ . Note that these angles can change by a few tenths of a radian (with the total spin oscillating less than the individual spins), while for the single-spin case (not shown)  $\hat{L} \cdot \hat{S}_1$  is constant throughout the evolution.

### C. Previous coordinate conventions

As we have summarized, computing the orbital dynamics of a precessing post-Newtonian waveform involves numerically integrating the coupled set of ordinary differential equations (ODEs) in (2.4)-(2.8). Typically, one specifies a binary with parameters  $m_1$  and  $m_2$ , plus the initial Cartesian components of the spin and orbital angular momentum vectors specified at the minimum frequency at which the signal enters the detector's sensitive band. This is indeed an obvious, natural choice to specify the initial conditions of the ODEs and is what has previously been used to generate CBC waveforms in the LAL software.

Actually, for precessing binaries LAL codes adopt a simplifying convention, without loss of generality, so that the orbital angular momentum vector can be specified by a single inclination angle,  $\iota$ . In particular, the  $z$ -axis of the Cartesian frame is taken to be the direction of propagation of the gravitational wave. The orbital angular momentum is assumed to lie in the  $x$ - $z$  plane, such that  $\hat{L} = (\sin \iota, 0, \cos \iota)$ , and hence such that the projection of  $\hat{L}$  on the plane of the sky is in the direction  $(\cos \psi_{\text{L}}, \sin \psi_{\text{L}}) = (1, 0)$ . Therefore, the LAL waveform generation routines depend on the parameters

$$\{m_1, m_2, \iota, (\mathbf{S}_{1x}, \mathbf{S}_{1y}, \mathbf{S}_{1z}), (\mathbf{S}_{2x}, \mathbf{S}_{2y}, \mathbf{S}_{2z})\}. \quad (2.9)$$

This Cartesian parameterization, with the  $z$ -axis along the direction of GW propagation, is commonly called the *radiation frame*. Previous parameter estimation efforts, such as [26–28, 30], would estimate these radiation frame parameters,<sup>4</sup>

While the radiation frame is very convenient for generating waveforms, it has several drawbacks for parameter estimation. First of all, the Cartesian angular momentum coordinates of a binary, and hence their projection on the plane of the sky (i.e.,  $\psi_{\text{L}}$ ), can vary considerably over its evolution. Fig. (1) shows how the inclination of the orbital plane ( $\iota$ ) varies across the observed signal, and the Cartesian components of  $\hat{S}_i$  (not shown) cover most of their allowed range  $[-1, 1]$ . Otherwise identical binaries that happen to be at two different points along the precession cone at the reference point will have very different Cartesian components. Thus, systems that produce similar GW signals are spread across the parameter space in complex ways, and parameter estimation analyses must map out these complicated correlations. Furthermore, the Cartesian components are specified at the low frequency limit, where detectors have poor sensitivity. Two binaries with similar vector components at  $f_{\text{min}}$  might have rather different component values when the signal is in the sensitive band of the detector.

### D. Nearly-conserved coordinates

Motivated by the simple precession picture of Apostolatos et. al., we parameterize the binary configuration via a set of angles that describe the position and shape of the precession cone, as well as where  $\hat{L}$  is along its cone. In particular, we parameterize a binary configuration with

$$\{m_1, m_2, \chi_1, \chi_2, \theta_{\text{JN}}, \theta_{\text{LS}_1}, \theta_{\text{LS}_2}, \phi_{12}, \phi_{\text{JL}}\}. \quad (2.10)$$

Here  $0 \leq \chi_{1,2} \leq 1$  are the spin magnitudes,  $\theta_{\text{JN}}$  is the inclination between the total angular momentum and the direction of propagation,  $\theta_{\text{LS}_{1,2}}$  are the inclinations of each spin relative to  $\hat{L}$  (commonly referred to as tilts),  $\phi_{12}$  is the azimuthal angle of  $\hat{S}_2 - \hat{S}_1$  measured relative to  $\hat{L}$ <sup>5</sup>, and  $\phi_{\text{JL}}$  is the azimuthal position of  $\hat{L}$  on its cone about  $\hat{J}$  (with  $\hat{N}$  setting the zero of azimuth). We refer to this parameterization as precessing system coordinates (or the “system frame” for short).

We note that this parameterization, like the standard Cartesian one, requires 9 parameters to specify the or-

<sup>4</sup> Additionally, the time and phase of some reference point  $t_{\text{ref}}$ ,  $\phi_{\text{ref}}$ , sky location  $(\delta, \alpha)$ , luminosity distance  $D_L$  and polarization angle  $\psi_{\text{L}}$  are needed, but they merely describe the orientation of the binary relative to the observer and do not affect the orbital dynamics in any way.

<sup>5</sup> Only the relative azimuthal difference between the spin vectors matters. The absolute azimuth, relative to, say  $\hat{N}$ , is implicitly set by  $\phi_{\text{JL}}$ .

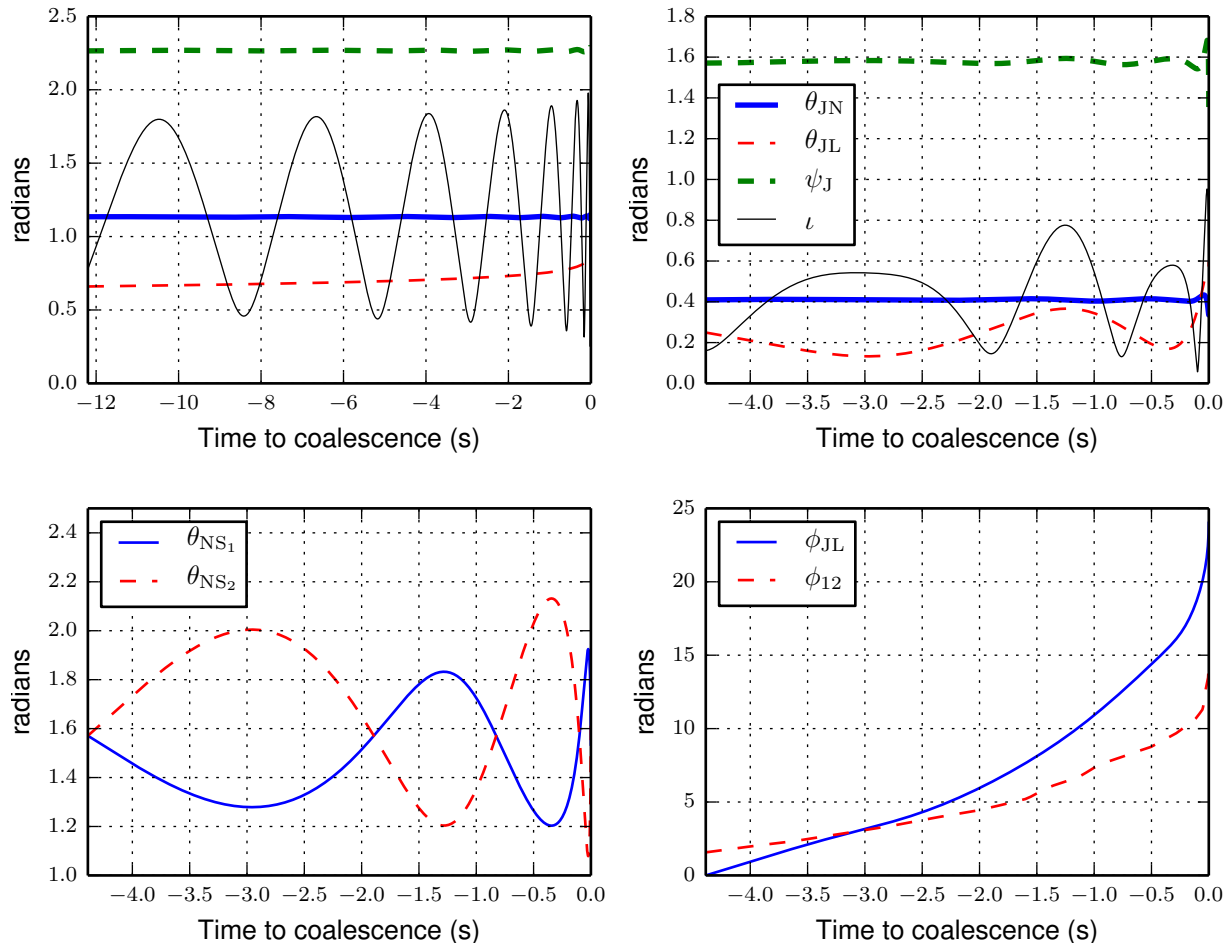


FIG. 1: **Fiducial binary orientation:** We plot the evolution of angles describing the orientation of our fiducial NS-BH and BBH binaries versus time to coalescence. For both the NS-BH (top left) and BBH (top right) binaries, the radiation-frame angle  $\iota$  evolves significantly, while the system-frame angles  $\psi_J, \theta_{JL}, \theta_{JN}$  evolve slowly. For the single-spin NS-BH binary the spin maintains a constant tilt relative to  $\hat{L}$  (not shown). For the double-spin BBH binary, the tilts of the component spins relative to  $\hat{L}$  do vary by a few tenths of a radian (lower left panel). In the lower right panel we plot the azimuthal angles  $\phi_{JL}$  describing the motion of  $\hat{L}$  moving in its cone about  $\hat{J}$ , and  $\phi_{12}$ , the azimuthal separation of component spins measured relative to  $\hat{L}$  for the BBH binary.

bit dynamics. The system frame parameterization captures all degrees of freedom in the binary but does not overdetermine it. Given values for all the parameters of either the system or radiation frame, one can compute the values of the other parameterization through a series of Euler rotations. We have implemented such transformations in the LAL software. As a practical implementation, parameter estimation routines propose values for the parameters of Eq. 2.10, these are transformed into the parameters of Eq. 2.9 and passed to waveform generation routines which take input in terms of these parameters.

An advantage of the precessing system frame is that many of the parameters are nearly conserved for the duration that the signal is in band. It is well known the masses and spin magnitudes do not change significantly during inspiral, and Apostolatos et. al. showed that  $\theta_{JN}$

is very nearly constant. For the case of a single-spin binary, Apostolatos et. al. showed  $\theta_{LS1}$  is constant at leading order. For a double-spin binary, the angles  $\theta_{LS1}, \theta_{LS2}, \phi_{12}$  need not be conserved – indeed Fig. 1 shows the first two vary by a few tenths of a radian, while  $\phi_{12}$  grows through  $\sim$ two full cycles. However, it should be noted that the BBH binary plotted in Fig. 1 was intentionally chosen as an extreme case. Many double spin binaries will have significantly less variation in these angles. For example, there are known to be *spin resonances* where both spins and  $\hat{L}$  get locked into a coplanar configuration [38]. Lastly,  $\phi_{JL}$  is not constant, but does increase steadily and monotonically, essentially chirping on a precessional timescale. As we will see in Section IV, using these nearly-conserved coordinates improve the convergence rates of Bayesian parameter estimation.

### E. In-band coordinates

Precessional motion causes amplitude and phase modulations, and can change the polarization content of the observed waveform (i.e. the relative strength of  $h_+$  and  $h_\times$ ). For example, we see from Eqs. (2.2)–(2.3) that  $h_+$  and  $h_\times$  polarizations will have equal strength when the binary is face on, but  $h_\times$  vanishes when the binary is edge on. The detectors will essentially be measuring the polarization content when the signal is in the “bucket”, or the most sensitive frequency band of the detector. They will necessarily be less sensitive when the binary is at lower frequencies near the seismic cutoff. Therefore, it stands to reason that it is more difficult to constrain the orientation of the binary at low frequencies, where there is little sensitivity, than at frequencies of peak sensitivity, which are typically  $\sim 100$ – $200$  Hz for ground based detectors.

It is therefore unfortunate that waveform generation routines and parameter estimation jump proposals in LAL have until now specified initial conditions for binary orientation at the low frequency limit, where the sensitivity is worst. If the orientations of two binaries are similar at low frequencies, they need not be similar in the bucket. For example, if the masses and/or spin magnitudes are a bit different, they may precess at different rates and could be at different points along similar precession cones when in bucket, thus having very different polarization content for certain observers. Or, they could move along very dissimilar precession cones that happen to be nearly tangent at a certain point at low frequency.

Fortunately, we note that the differential equations needed to evolve the orbital dynamics, Eqs. (2.4)–(2.8), can be integrated backwards in time just as easily as forwards. The same is true for any post-Newtonian waveform model. As a practical implementation, we choose some reference frequency,  $f_{\text{ref}}$ , and specify the “initial” conditions for the binary orientation at that gravitational-wave frequency. We then make two calls to evolve the orbital dynamics: one integrates Eqs. (2.4)–(2.8) backwards in time until it reaches the minimum frequency of detector sensitivity  $f_{\text{min}}$ , and the other integrates forward in time to a frequency  $f_{\text{end}}$ , which can be the minimum energy circular orbit (MECO) or some other waveform stopping condition. We then stitch together the waveform time series from each integration to get a seamless waveform that covers the full frequency range  $[f_{\text{min}}, f_{\text{end}}]$ . As we have implemented it, this method of two-way integration agrees with the standard approach of forward integration from  $f_{\text{min}}$  to within numerical precision, and there is virtually no difference in the speed of waveform generation.

In principal, we can choose  $f_{\text{ref}}$  to be any value which the binary reaches before the MECO or other termination condition. However, as expected, we find in Section IV that parameter estimation codes are most efficient when choosing  $f_{\text{ref}}$  near where the detector has peak sensitivity.

### III. PARAMETER ESTIMATION WITH MARKOV CHAIN MONTE CARLO

For CBC parameter estimation, Markov chain Monte Carlo (MCMC) methods are used to sample the full 15 dimensional posterior distribution as a function of the parameters describing the circularized compact binary merger. These methods employ serial Markov chains that stochastically wander the parameter space through the use of various proposal distributions. By accepting or rejecting proposed jumps according to the Metropolis-Hastings ratio [39, 40], samples recorded by the Markov chains are distributed with a density proportional to the target posterior probability density. To ensure each sample is an independent draw from the posterior distribution, samples are first thinned based on the correlations present in the chain. Thus, assuming the likelihood function is equally expensive to compute at all times, the efficiency of the MCMC sampler will ultimately be decided by the maximum 1-D autocorrelation time (ACT),  $t_{\text{max}}$ , of the chains. We estimate the 1-D autocorrelation time  $t$  for random variable  $X$  as the smallest  $s$  that satisfies

$$1 + \frac{2}{C_0} \sum_{\tau=1}^{M_s} C(\tau) < s, \quad (3.1)$$

where  $C(\tau)$  is the autocorrelation function  $C(\tau) = E[(X_t - \mu)(X_{t+\tau} - \mu)]/\sigma^2$ , with  $\mu$  and  $\sigma$  being the mean and standard deviation of  $X$ , respectively, and  $C_0 = C(\tau = 0)$  is the zero-lag autocorrelation.  $M$  is a tunable parameter, ensuring the stability of the ACT estimate by requiring the length of the window used to estimate the ACT to be at least  $M$  times the estimated ACT. We have empirically found  $M = 5$  to produce reliable ACT estimates.

In order to minimize ACTs, it is critical that the acceptance rates of jump proposals are balanced with the correlations they introduce. In general, the most efficient proposal distribution is the target distribution. The target distribution is typically unknown, and a collection of generally useful proposal distributions are used in its place. The most basic jump proposal typically used for MCMC sampling is a local Gaussian, centered on the current location of the chain. The width of this Gaussian in each dimension will affect the acceptance rates and ACTs. In the small-width limit jump acceptance rates approach 1, however the very small steps of the chain greatly increase ACTs. In the large-width limit jump acceptance rates approach 0, also resulting in large ACTs due to many repeated samples in the chains. In the idealized case of an  $N$ -dimensional Gaussian target distribution composed of  $N$  independent 1-dimensional Gaussians, it can be shown that the ideal acceptance rate of this proposal that minimizes ACTs is  $\sim 23.4\%$  [41]. In the case of non-Gaussian target distributions, this acceptance rate is not necessarily optimal, and this proposal (even with optimized widths) can be very inefficient.

For CBC parameter estimation, the local Gaussian proposal distribution, though not the only one, is the

Binary Type	$m_1$	$m_2$	$\chi_1$	$\chi_2$	$\theta_{\text{JN}}$	$\theta_{\text{LS}_1}$	$\theta_{\text{LS}_2}$	$\phi_{12}$	$\phi_{\text{JL}}$	$\theta_{\text{JL}}$	$\psi_{\text{J}}$	$\rho_{\text{net}}$
BNS	1.2–1.6	1.2–1.6	0–0.05	0–0.05	–	–	–	–	–	–	–	10.3–33.4
NS-BH	10	1.4	1	0	1.22	1.175	N/A	N/A	$\pi/4$	$\pi/4$	2.36	20.3
BBH	8	5	0.8	0.9	$\pi/6$	$\pi/2$	$\pi/2$	$\pi/2$	0	0.36	1.57	19.1

TABLE I: The preprocessing system parameters (see Eq. (2.10) and the surrounding text) for our BNS population and fiducial NS-BH and BBH binaries. For the NS-BH and BBH systems we provide the opening angle of the precession cone ( $\theta_{\text{JL}}$ ), the polarization angle of the total angular momentum ( $\psi_{\text{J}}$ ), and the network SNR ( $\rho_{\text{net}}$ ), for a three-detector network of early aLIGO-AdV detectors. A population of 15 BNS systems with masses and spins chosen uniformly from the specified ranges, and orientations chosen isotropically, and the range of their SNRs in two-detector early aLIGO detectors are shown.

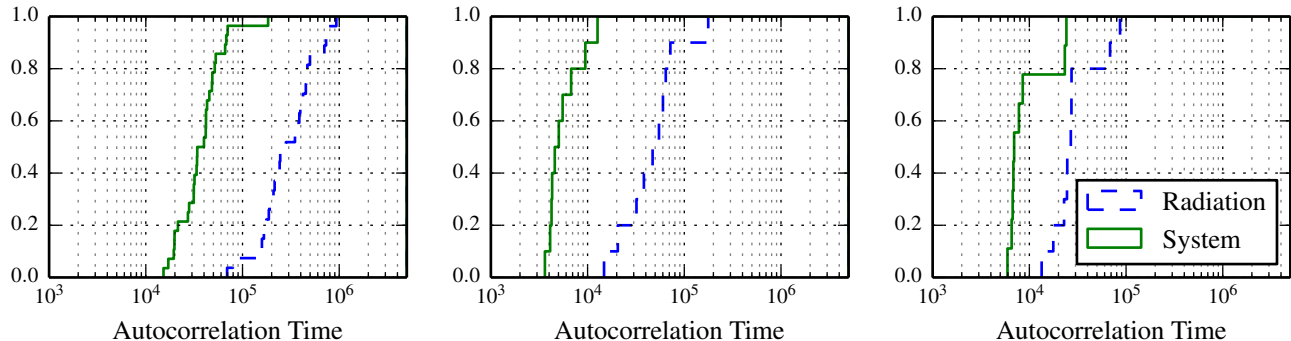


FIG. 2: **Autocorrelation times:** Cumulative histogram of the largest intrinsic-parameter ACT of each MCMC chain, for signals analyzed using the radiation frame (with parameters defined at 40 Hz) and preprocessing system frame (parameters defined at 100 Hz). *Left panel:* Results for the 15 BNS signals; using the system frame reduces ACTs by a median factor of 7.6. *Center panel:* Results for each analysis of the NS-BH binary described in Table I. The system frame is found to have a median improvement of a factor of 11 in efficiency over the radiation frame. *Right panel:* Results for each analysis of the BBH binary described in Table I. The system frame is found to have a median improvement of a factor of 3.7 in efficiency over the radiation frame.

proposal used most often. Since this proposal is optimal for Gaussian target distributions, the parameterization used for sampling should be chosen such that the posterior is as close to Gaussian as possible. For the purpose of determining the efficiency gains from the system frame, we will focus on the sampling of the intrinsic parameters:  $\{\mathcal{M}, q, \iota, \chi_1, \theta_{\text{NS}_1}, \phi_1, \chi_2, \theta_{\text{NS}_2}, \phi_2\}$  for the radiation frame and  $\{\mathcal{M}, q, \theta_{\text{JN}}, \phi_{\text{JL}}, \chi_1, \theta_{\text{LS}_1}, \chi_2, \theta_{\text{LS}_2}, \phi_{12}\}$  for the system frame, where  $\mathcal{M} = (m_1 m_2)^{3/5} (m_1 + m_2)^{-1/5}$  is the chirp mass and  $q$  is the asymmetric mass ratio  $m_2/m_1$  defined such that  $0 < q \leq 1$ .

#### IV. RESULTS

To assess the overall improvement in MCMC sampling efficiency, we have simulated GW inspiral signals from the three main types of compact binaries expected to be observed by advanced ground-based detectors: binary neutron stars (BNS), neutron star-black hole systems (NS-BH), and binary black hole systems (BBH). The range of parameters studied are provided in Table I. For BNS systems we focus on the impact of the system frame on analyses during the first year of the advanced-detector era (2015), assuming Gaussian noise from the Hanford and Livingston detectors with “early” aLIGO sensitivity, as defined in [42].

For the fiducial NS-BH and BBH systems we move to the projected 2016 three-detector network, with “mid” aLIGO sensitivity for Hanford and Livingston and “early” AdV sensitivity for Virgo, as defined in [42]. For these systems we also consider the choice of reference frequency, and its impact on parameter constraints and sampling efficiency.

##### A. Binary Neutron Stars

With Virgo not coming online until 2016, the first year of the advanced-detector era will only see two operational detectors. Since binary neutron stars are observationally confirmed sources that aLIGO is expected to be sensitive to, we place particular emphasis on the impact of system frame analyses on BNS signals in the early advanced-detector era. To this end, we have randomly selected 15 BNS signals detected from an astrophysically distributed set of injections in a simulated two-detector network. Motivated by the observed neutron star population to date, the injection population was chosen to have dimensionless spin magnitudes distributed uniformly below 0.05 [43], with isotropic spin orientations, and component masses drawn uniformly between 1.2 and 1.6  $M_{\odot}$ . This injection set was distributed uniformly in the local universe, and 15 randomly selected signals detected by

GSTLAL\_INSPIRAL [44] were chosen for the purposes of this study [45].

We compare the maximum one-dimensional ACT from each MCMC chain sampling in the radiation frame ( $f_{\text{ref}} = 40\text{Hz}$ ) and system frame ( $f_{\text{ref}} = 100\text{Hz}$ ) parameterizations. We find that the precessing system frame gives ACTs which are shorter by 7.6, initially surprising due to the minimal effects of spin on the GW signal. Fig. 2 shows the cumulative distribution of ACTs for the intrinsic parameters of the relevant frame across the 15 BNS systems. Even though these systems have very low spin, and therefore very little precession, a long-known degeneracy between mass ratio and spin magnitude [46–48] comes into play. In the simplified picture of a BNS system with spins aligned with the orbital angular momentum, changes to the waveform from increasing spin magnitude cannot be distinguished from increases in mass ratio, and visa versa. Because BNS systems are very close to equal mass, the posterior is highly skewed towards lower mass ratios, and thus higher spin magnitudes in the direction of the angular momentum. Support for anti-aligned spin would require support for higher mass ratios, which would be unphysical. Parametrically this is easily described in the system frame as  $\cos(\theta_{\text{LS}_1}), \cos(\theta_{\text{LS}_2}) > 0$ , resulting in an excluded region in  $\theta_{\text{LS}_1}$ - $\theta_{\text{LS}_2}$  space as seen in Fig. 3. In the radiation frame however, this region of parameter space is non-trivially defined as a function of all four spin orientation angles, which no proposal used by the MCMC is able to navigate efficiently.

## B. Neutron Star-Black Hole and Binary Black Hole Systems

### 1. System Frame Efficiency

Based on current estimates from low-mass x-ray binaries, most black holes in binary systems are believed to have significant spin angular momentum [4]. Thus, even slight mis-alignments for NS-BH and BBH systems will lead to precession of the orbital plane, and modulation of the measured gravitational wave signal. For the case of NS-BH systems, the neutron star has negligible angular momentum compared to the black hole, and the system will undergo simple precession, as described in Section II B. For BBH systems, both components will have comparable angular momenta. In this regime the precession behavior becomes more complex, with  $\hat{\mathbf{L}}$  nutating as it moves along its cone and the spins not maintaining a fixed orientation relative to  $\hat{\mathbf{L}}$ . We have chosen two fiducial NS-BH and BBH binaries with parameters given in Table I to assess the importance of well-chosen parameters for strongly precessing binaries.

For the NS-BH system, the spin of the BH is well constrained. In the radiation frame, shown in Fig. 3, the BH spin is constrained to a single mode with strong non-linear correlation between  $\theta_{\text{NS}_1}$  and  $\phi_1$ . In the system

frame, this constraint is mainly in  $\theta_{\text{LS}_1}$  and  $\phi_{\text{JL}}$ , but with little correlation between these parameters. Sampling correlations like that found in the radiation frame proves very inefficient, since the jump proposal used most often proposes jumps in one dimension at a time.

Both components of the BBH system in this study have significant angular momentum, making degeneracies stronger between them. For this particular system, the constraints placed on the spin parameters are much weaker than for the NS-BH system’s primary spin. However, the system frame still isolates physical features in the waveform, and reduces the correlation between spinning parameters. Figure 4 shows the 95% credible regions in the primary spin’s orientation parameters. In the radiation frame, the posterior is highly structured, with regions of high correlation between parameters that make MCMC sampling inefficient. In the system frame however, posterior support is confined to a single uncorrelated mode that stretches across the cyclic boundary of  $\phi_{\text{JL}}$ , ideal for sampling efficiently with the proposal set employed.

To assess the improved sampling efficiency using the system frame, MCMC chains were used to analyze the fiducial NS-BH and BBH binaries described in Table I. In Fig. (2) we show the cumulative distributions of one-dimension ACTs for the intrinsic parameters in the parameterization relevant to the frame.

### 2. Reference Frequency

It is clear the system frame parameterization, with evolving parameters defined at 100 Hz, is beneficial for MCMC sampling. To justify this choice in reference frequency, we have conducted a suite of analyses where the system frame parameters are specified at differing reference frequencies. Figure 5 shows the efficiency of MCMC analyses for eleven different choices of reference frequency. We find that a reference frequency near 100 Hz achieves the most efficient MCMC sampling.

By taking the posterior samples from an analysis with  $f_{\text{ref}} = 40$  Hz, we can use the PN equations outlined in Section II to evolve the posterior samples to later times in the inspiral. We have done this for the NS-BH system to determine how the primary component’s spin orientation is constrained over the course of the inspiral. Figure 5 shows the constraint on  $\theta_{\text{LS}_1}$  is roughly uniform across the waveform, as we would expect under the simple precession evolution. The constraints on  $\phi_{\text{JL}}$ , however, vary significantly over the inspiral with a minimum around  $\sim 70$  Hz. The correlation between  $\theta_{\text{LS}_1}$  and  $\phi_{\text{JL}}$  has a less consistent evolution, but for this system has a minimum at  $\sim 140$  Hz. Since the jump sizes for the Gaussian proposal are adapted to the width of the posterior in each dimension separately, the correlation is expected to impact the sampling efficiency more than the one-dimensional standard deviations. This is reflected by the ACTs in the left panel of Fig. 5, where the ACTs can be seen



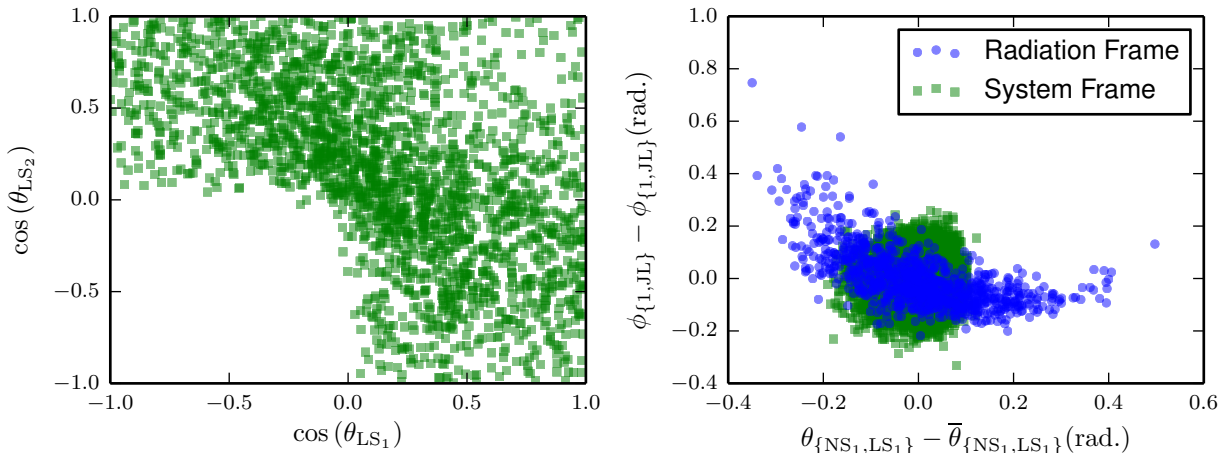


FIG. 3: *Left panel* MCMC samples from the posterior of a simulated BNS signal. The region where both spins have a negative  $\hat{L}_z$  component is excluded. This information is easily described, and sampled, in the system frame. *Right panel* Posterior samples from the analyses of an NS-BH injection, centered on the mean.  $\theta$  and  $\phi$  correspond to  $\theta_{\text{NS}_1}$  and  $\phi_1$  in the radiation frame, and  $\theta_{\text{LS}_1}$  and  $\phi_{\text{JL}}$  in the system frame. The strong, non-linear correlation between spin parameters in the radiation frame is difficult to sample, resulting in large ACTs. The system frame parameterization eliminates this correlation, allowing for more efficient MCMC sampling.

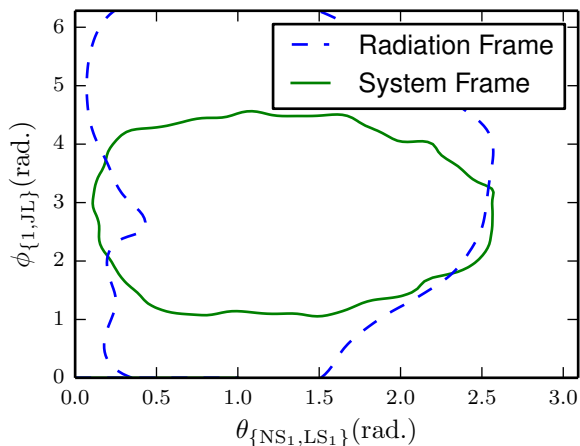


FIG. 4: 95% posterior credible regions from analyses of a BBH injection.  $\theta$  and  $\phi$  correspond to  $\theta_{\text{NS}_1}$  and  $\phi_1$  in the radiation frame, and  $\theta_{\text{LS}_1}$  and  $\phi_{\text{JL}}$  in the system frame. The posterior in the radiation frame parameterization has significant structure. In the system frame parameters, support is largely confined to a single uncorrelated mode that crosses the cyclic boundary of  $\phi_{\text{JL}}$ , proving much more efficient to sample.

to oscillate roughly in accordance with the correlation in the right panel. This picture is likely to change for different systems, which is reflected by the BBH ACTs. Ultimately we find that choosing a reference frequency of  $\sim 100$  Hz should reliably result in efficient sampling.

## V. CONCLUSIONS

In this work we present an improved method for parameterizing precessing compact binary coalescence waveforms, which we have implemented in the LAL software library. We have compared the efficiency of MCMC sampling with both parameterizations for BNS, NS-BH, and BBH systems, and find improvements of factors of 7.6, 11, and 3.7, respectively. We have also determined the sampling efficiency and parameter constraints for system frame parameters for a range of reference frequencies. We find that using a reference frequency of  $\sim 100$  Hz will ensure efficient sampling for both NS-BH and BBH signals.

While we assessed the improvement using a specific parameter estimation algorithm (LALINFERENCE\_MCMC) and waveform model (a time domain SpinTaylorT4 implementation), this method can be expected to improve the performance of any underlying sampling method (e.g., nested sampling) and any precessing waveform implementation (e.g., frequency-domain templates [49], precessing effective-one-body [50], et cetera). By moving to a more astrophysically intuitive parameterization, physical features in the waveform, such as a lack of precession, are described using fewer parameters. This reduces the correlation between model parameters, and increases the efficiency of parameter estimation analyses. By additionally specifying the orientation of the binary and its components at a point near the detectors' peak sensitivity, the efficiency or parameter estimation can be further increased.

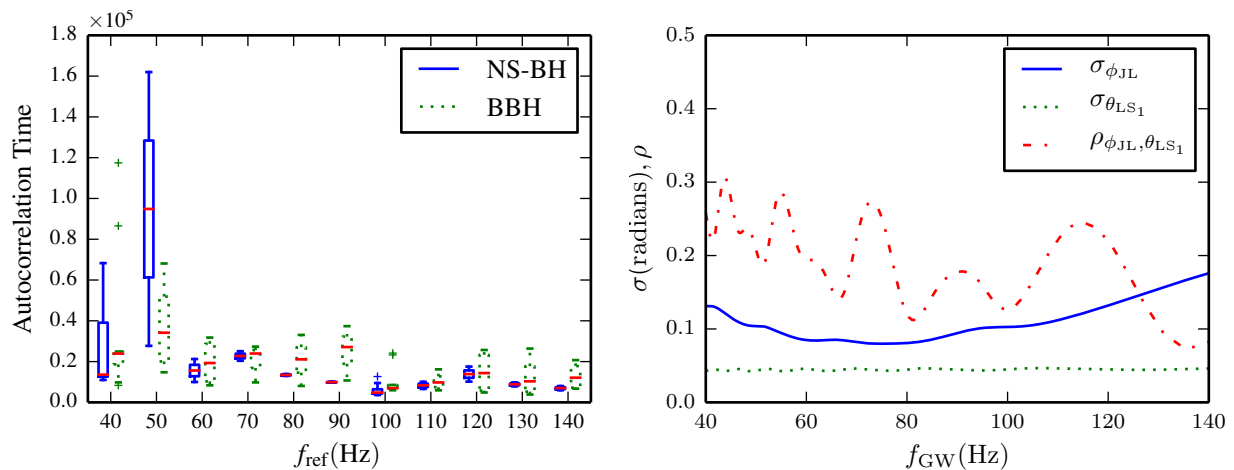


FIG. 5: *Left panel:* Box-and-whisker plots summarizing the distributions of maximum intrinsic-parameter ACTs for the fiducial NS-BH and BBH systems for the eleven tested reference frequencies. Boxes indicate the first and third quartiles, with interior lines indicating medians, whiskers showing the range of data within 1.5 inner-quartile-widths, and ‘+’s indicating points outside this range. *Right panel:* The standard deviations and correlation of the  $\theta_{LS_1}$  and  $\phi_{JL}$  distributions of the NSBH fiducial system over the evolution of the waveform.  $\theta_{LS_1}$  is found to have a relatively stationary distribution, while  $\phi_{JL}$  is best constrained at  $\sim 70$  Hz. The correlation between parameters, though highly variable, has a minimum near 140 Hz.

### Acknowledgments

BF was supported by NSF fellowship DGE-0824162, with computing resources funded by PHY-1126812. EO

and ROS would like to acknowledge support from NSF grants PHY-0970074 and PHY-1307429.

- 
- [1] G. M. Harry et al., *Class. Quant. Grav.* **27**, 084006 (2010).
- [2] F. Acernese et al. (2009), Virgo Technical Report 0027A-09.
- [3] J. Abadie et al. (LIGO Scientific Collaboration, Virgo Collaboration), *Class.Quant.Grav.* **27**, 173001 (2010), 1003.2480.
- [4] J. E. McClintock, R. Narayan, S. W. Davis, L. Gou, A. Kulkarni, et al., *Class.Quant.Grav.* **28**, 114009 (2011), 1101.0811.
- [5] L. E. Kidder, *Phys.Rev.* **D52**, 821 (1995), gr-qc/9506022.
- [6] K. G. Arun, A. Buonanno, G. Faye, and E. Ochsner, *Phys. Rev.* **D79**, 104023 (2009), 0810.5336.
- [7] T. A. Apostolatos, C. Cutler, G. J. Sussman, and K. S. Thorne, *Phys. Rev.* **D49**, 6274 (1994).
- [8] L. E. Kidder, C. M. Will, and A. G. Wiseman, *Phys.Rev.* **D47**, 4183 (1993), gr-qc/9211025.
- [9] G. Faye, L. Blanchet, and A. Buonanno, *Phys.Rev.* **D74**, 104033 (2006), gr-qc/0605139.
- [10] L. Blanchet, A. Buonanno, and G. Faye, *Phys.Rev.* **D74**, 104034 (2006).
- [11] S. Marsat, A. Bohe, G. Faye, and L. Blanchet, *Class.Quantum Grav.* **30**, 055007 (2013), 1210.4143.
- [12] A. Bohe, S. Marsat, and L. Blanchet (2013), 1303.7412.
- [13] A. Bohe, S. Marsat, G. Faye, and L. Blanchet, *Class.Quant.Grav.* **30**, 075017 (2013), 1212.5520.
- [14] R. Sturani, S. Fischetti, L. Cadonati, G. Guidi, J. Healy, et al. (2010), 1012.5172.
- [15] P. Schmidt, M. Hannam, and S. Husa, *Phys.Rev.* **D86**, 104063 (2012), 1207.3088.
- [16] M. Hannam, P. Schmidt, A. Boh, L. Haegel, S. Husa, et al. (2013), 1308.3271.
- [17] A. Taracchini, A. Buonanno, Y. Pan, T. Hinderer, M. Boyle, et al. (2013), 1311.2544.
- [18] A. Lundgren and R. O’Shaughnessy (2013), 1304.3332.
- [19] P. Schmidt, M. Hannam, S. Husa, and P. Ajith, *Phys.Rev.* **D84**, 024046 (2011), 1012.2879.
- [20] M. Boyle, R. Owen, and H. P. Pfeiffer, *Phys.Rev.* **D84**, 124011 (2011), 1110.2965.
- [21] R. O’Shaughnessy, B. Vaishnav, J. Healy, Z. Meeks, and D. Shoemaker, *Phys.Rev.* **D84**, 124002 (2011), 1109.5224.
- [22] E. Ochsner and R. O’Shaughnessy, *Phys.Rev.* **D86**, 104037 (2012), 1205.2287.
- [23] M. Boyle, *Phys.Rev.* **D87**, 104006 (2013), 1302.2919.
- [24] I. Harry, A. Nitz, D. A. Brown, A. Lundgren, E. Ochsner, et al. (2013), 1307.3562.
- [25] LIGO Scientific Collaboration, <https://www.lsc-group.phys.uwm.edu/daswg/projects/lal.html>.
- [26] J. Aasi et al. (LIGO Collaboration, Virgo Collaboration) (2013), 1304.1775.
- [27] M. V. van der Sluys, C. Röver, A. Stroerer, V. Raymond, I. Mandel, N. Christensen, V. Kalogera, R. Meyer, and A. Vecchio, *apjl* **688**, L61 (2008), 0710.1897.
- [28] V. Raymond, M. V. van der Sluys, I. Mandel, V. Kalogera, C. Röver, and N. Christensen, *Classical and*

- Quantum Gravity **26**, 114007 (2009), 0812.4302.
- [29] R. O’Shaughnessy, B. Farr, E. Ochsner, H.-S. Cho, C. Kim, and C.-H. Lee, ArXiv e-prints (2013), 1308.4704.
- [30] R. O’Shaughnessy, B. Farr, E. Ochsner, H. S. Cho, V. Raymond, C. Kim, and C. H. Lee, ArXiv e-prints (2014), 1403.0544.
- [31] S. Vitale, R. Lynch, J. Veitch, V. Raymond, and R. Sturani, ArXiv e-prints (2014), 1403.0129.
- [32] A. Buonanno, B. R. Iyer, E. Ochsner, Y. Pan, and B. S. Sathyaprakash, Phys. Rev. **D80**, 084043 (2009), 0907.0700.
- [33] Y. Pan, A. Buonanno, Y.-b. Chen, and M. Vallisneri, Phys.Rev. **D69**, 104017 (2004), gr-qc/0310034.
- [34] A. Buonanno, Y.-b. Chen, Y. Pan, and M. Vallisneri, Phys.Rev. **D70**, 104003 (2004), gr-qc/0405090.
- [35] A. H. Nitz, A. Lundgren, D. A. Brown, E. Ochsner, D. Keppel, et al. (2013), 1307.1757.
- [36] R. O’Shaughnessy, B. Farr, E. Ochsner, H.-S. Cho, C. Kim, et al. (2013), 1308.4704.
- [37] R. O’Shaughnessy, B. Farr, E. Ochsner, H. Cho, V. Raymond, et al. (2014), 1403.0544.
- [38] J. D. Schnittman, Phys.Rev. **D70**, 124020 (2004), astro-ph/0409174.
- [39] N. Metropolis, A. W. Rosenbluth, M. N. Rosenbluth, A. H. Teller, and E. Teller, J. Chem. Phys. **21**, 1087 (1953).
- [40] W. K. Hastings, Biometrika **57**, 97 (1970).
- [41] A. Gelman, G. O. Roberts, and W. R. Gilks, in *Bayesian statistics, 5 (Alicante, 1994)* (Oxford Univ. Press, New York, 1996), Oxford Sci. Publ., pp. 599–607.
- [42] J. Aasi et al. (LIGO Scientific Collaboration, Virgo Collaboration) (2013), 1304.0670.
- [43] R. N. Manchester, G. B. Hobbs, A. Teoh, and M. Hobbs, VizieR Online Data Catalog **7245**, 0 (2005).
- [44] K. Cannon, R. Cariou, A. Chapman, M. Crispin-Ortuzar, N. Fotopoulos, M. Frei, C. Hanna, E. Kara, D. Keppel, L. Liao, et al., Astrophys. J. **748**, 136 (2012), 1107.2665.
- [45] L. Singer et al., in prep (2014).
- [46] E. Baird, S. Fairhurst, M. Hannam, and P. Murphy, Phys.Rev. **D87**, 024035 (2013), 1211.0546.
- [47] M. Hannam, D. A. Brown, S. Fairhurst, C. L. Fryer, and I. W. Harry, apjl **766**, L14 (2013), 1301.5616.
- [48] J. Aasi, B. P. Abbott, R. Abbott, T. Abbott, M. R. Abernathy, T. Accadia, and et al., ArXiv e-prints (2014), 1401.0939.
- [49] K. Chatziioannou, N. Cornish, A. Klein, and N. Yunes, ArXiv e-prints (2014), 1404.3180.
- [50] Y. Pan, A. Buonanno, A. Taracchini, L. E. Kidder, A. H. Mroué, H. P. Pfeiffer, M. A. Scheel, and B. Szilágyi, Phys. Rev. D **89**, 084006 (2014), 1307.6232.