

Framed link presentations of 3-manifolds by an $O(n^2)$ algorithm, II: colored complexes and boundings in their complexity *

Sóstenes Lins and Ricardo Machado

July 14, 2021

Abstract

This is part 2 of a 3-part article where we provide an $O(n^2)$ -algorithm to produce a surgery presentation of a 3-manifold induced by a gem with a resolution. In this part we produce a sequence of colored simplicial 2-complexes which are inverses and dual to the sequence of gems produced in the first part. The refinements of the PL2-faces that keep appearing are idempotent: the second refinement of a PL2-face is isomorphic to its first refinement. This fact inhibits exponentiability.

1 Colored 2-complexes, 2-skeleton of \mathcal{H}_m^*

This is the second of 3 closely related articles. References for the companion papers are [1] and [2].

We start with \mathcal{H}_1^* which is easily obtained from \mathcal{H}_1 . We get \mathcal{H}_m^* from \mathcal{H}_m and \mathcal{H}_{m-1}^* by displaying the difference between \mathcal{H}_m^* and its predecessor. The difference is precisely the balloon which becomes a pillow, encoded as $(c : u-r)$, where: $c \in \{0, 1\}$ and u, r are the odd vertices in the J^2 -gem defining the c -flip with $u, v = u + 1$ corresponding to the 2 PL3-faces of the balloon's head.

1.1 The sequence of combinatorial 2-complexes: $\mathcal{H}_1^*, \mathcal{H}_2^*, \dots, \mathcal{H}_n^*$

For $m \in \{1, 2, \dots, n\}$ define \mathcal{H}_m^* to be the 2-skeleton of the dual of the gem $\mathcal{H}_m \setminus 2n$. Removing vertex $2n$ corresponds to removing a tetrahedron from S^3 and so we know that \mathcal{H}_m^* embeds into \mathbb{R}^3 . Our goal is to obtain an explicit embedding of $(\mathcal{J}^2)^* = \mathcal{H}_n^*$ into \mathbb{R}^3 . The embedding will be *explicit* in the sense that \mathcal{H}_m^* will be given by a 2-dimensional PL simplicial complex where the 0-simplices are endowed with \mathbb{R}^3 -coordinates.

It is a simple matter to obtain the required embedding for the bloboid \mathcal{H}_1^* . Our initial strategy is to proceed from a combinatorial 2-complex of \mathcal{H}_m^* to generate a combinatorial description of the next, \mathcal{H}_{m+1}^* . In the process we give upper bounds for the number of 0-, 1- and 2-simplices arising. These are quadratic polynomials in $|V\mathcal{J}^2|$, the number of vertices of the gem \mathcal{J}^2 . Note that $|V\mathcal{J}^2| = |V\mathcal{G}|$, where \mathcal{G} is the original resolvable gem.

The inverse of a 2-dipole thickening is a *3-dipole slimming*. We need to consider the combinatorial duals of some objects. To a 2-dipole corresponds a *pillow* in the dual, namely two tetrahedra with two faces in common. To a 3-dipole (or blob) and a color involved in it corresponds a *balloon* in the dual. The balloon is formed by two tetrahedra with 3 faces in common together with a triangle sharing an edge with the two tetrahedra. The dual of a 3-dipole slimming is a *balloon-pillow move*, or *bp-move*. A sequence of these moves related to the r_5^{24} -example are depicted in Figs. 12 and 13.

There is a simple topological interpretation between primal and dual complexes, given in [3] pages 38, 39. Let's take a look at this interpretation in our context. This will help to understand the *PL*-embedding \mathcal{H}_m^* . In what follows the k in *PL* k -face means the dimension $k \in \{0, 1, 2, 3\}$ of the *PL*-face.

- i. a vertex v in $G \rightleftharpoons$ a solid *PL*-tetrahedron or *PL*3-face, denoted by ∇_v in the dual of the gem whose *PL*0-faces are labelled z_0, z_1, z_2 e z_3^v ; in this work is enough to work with the boundary of a *PL*3-face; this is topologically a sphere S^2 with four *PL*2-faces one of each color; the 3-simplices forming a *PL*3-face need not be explicitly specified;

*2010 Mathematics Subject Classification: 57M25 and 57Q15 (primary), 57M27 and 57M15 (secondary)

- ii. an i colored edge e_i in $G \iff$ a set of i -colored 2-simplices defining a $\text{PL}2_i$ -face in the dual of the gem;
- iii. a bigon B_{ij} using the colors i, j in $G \iff$ a set of 1-simplices b_{ij} in \mathcal{H}_n^* defining a $\text{PL}1_{ij}$ -face;
- iv. an \widehat{i} -residue V_i in $G \iff$ a 0-simplex in \mathcal{H}_n^* defining a $\text{PL}0_i$ -face.

We define the combinatorial 2-dimensional PL complex \mathcal{H}_1^* as follows.

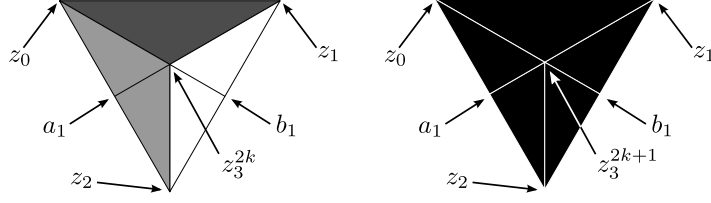


Figure 1: $\text{PL}2$ -faces of \mathcal{H}_1^* .

The 0-simplices z_0 , z_1 and z_2 are positioned in clockwise order as the vertices of an equilateral triangle of side φ in the xy -plane so that z_0z_1 is parallel to the x -axis and the center of the triangle coincides with the the origin of an \mathbb{R}^3 -cartesian system. The 0-simplex a_1 is $\frac{z_0+z_2}{2}$. The 0-simplex b_1 is $\frac{z_2+z_1}{2}$. Let the 0-simplices z_3^j be defined as $z_3^j = (0, 0, (2n-j)\phi)$, $1 \leq j \leq 2n$, where ϕ , as φ , is a positive constant, see Fig. 1. It is convenient, to leave ϕ and φ as independent arbitrary positive constants, for adjusting the visual aspect of the embedded \mathcal{H}_n^* .

Suppose u is an odd vertex of the J^2 -gem, $u' = u - 1$, $v = u + 1$ and $v' = v + 1$. The dual of a $\widehat{3}$ -residue is z_3^j where j is even. When j is odd, then z_3^j is a 0-simplex in the middle of a $\text{PL}2_3$ -face, incident to five 2-simplices of color 3. The dual of the $0\widehat{3}$ -gon is the $\text{PL}1$ -face formed by the pair of 1-simplices z_1b_1 and b_1z_2 . The dual of the $1\widehat{3}$ -gon is the $\text{PL}1$ -face formed by the pair of 1-simplices z_0a_1 and a_1z_2 . The dual of the $2\widehat{3}$ -gon is the $\text{PL}1$ -face formed by the 1-simplex z_0z_1 . The dual of the 01 -gon relative to vertices u and v is the 1-simplex $z_2z_3^v$. The dual of the 02 -gon relative to vertices u and v is the 1-simplex $z_1z_3^v$. The dual of the 12 -gon relative to vertices u and v is the 1-simplex $z_0z_3^v$. The dual of a 3-colored edge $u'u$ is the image of $\text{PL}2_3$ -face with odd index u in the vertices. The dual of an i -colored edge uv with $i \in \{0, 1, 2\}$ is the $\text{PL}2_i$ -face with even index v .

Before presenting \mathcal{H}_m^* , $1 \leq m \leq n$, and its embeddings, we need to understand the dual of the $(pb)^*$ -move and its inverse. In the primal, to apply a $(pb)^*$ -move, we need a blob and a 0- or 1-colored edge. The dual of this pair is the *balloon*: the *balloon's head* is the dual of the blob; the *balloon's tail* is the dual of the i -edge. To make it easier to understand, the $(pb)^*$ -move can be factorable into a 3-dipole move followed by a 2-dipole move, so in the dual, it is a smashing of the head of the balloon followed by the pillow move described in the book [3], page 39. This composite move is the *balloon-pillow move* or *bp-move*. Considering it as a single move is easier to implement and the code is faster. Restricting our basic change in the colored 2-complex to *bp*-moves we have nice theoretical properties which are responsible for avoiding an exponential process. In what follows we describe the *bp*-move assuming that the balloon's tail is 0-colored using a generic balloon's tail, of which we just draw the contour. The other case, color 1, is similar.

- i. if the image of v_5^u and v_5^v is b_q , create two 0-simplices $b_{q'}$ and $b_{q''}$, define the images of v_5^u and $v_5^{v'}$ as $b_{q'}$ and $b_{q''}$ and change the label of the image of v_5^v from b_q to B_q ;
- ii. make two copies of the $\text{PL}2_0$ -face, if necessary, refine each, from the middle vertex of the segment z_2z_1 to the third vertex z_3^\dagger , where $\dagger = j$, for an adequate height j ;
- iii. change the colors of the medial layer of the pillow as specified by the dual structure, namely by the current J^2B -gem, see Fig. 2.

The choice of the letters P, B, R, G in the set *types* of next proposition comes from the colors $0 = (P)ink$, $1 = (B)lue$, $2 = (R)ed$ and $3 = (G)reen$. In the next proposition R_{2k-1}^b is a $\text{PL}2_2$ -face which is inside the pillow neighboring a $\text{PL}2_1$ -face. Similarly R_{2k-1}^p is a $\text{PL}2_2$ -face which is inside the pillow neighboring a $\text{PL}2_0$ -face.

(1.1) Proposition. *Each $\text{PL}2$ -face of the combinatorial simplicial complex \mathcal{H}_m^* , $1 \leq m \leq n$, is isomorphic to one in the set of types of triangulations*

$$\{G, P_{2k-1}, P'_{2k-1}, B_{2k-1}, B'_{2k-1}, R_{2k-1}^b, R_{2k-1}^p \mid k \in \mathbb{N}\},$$

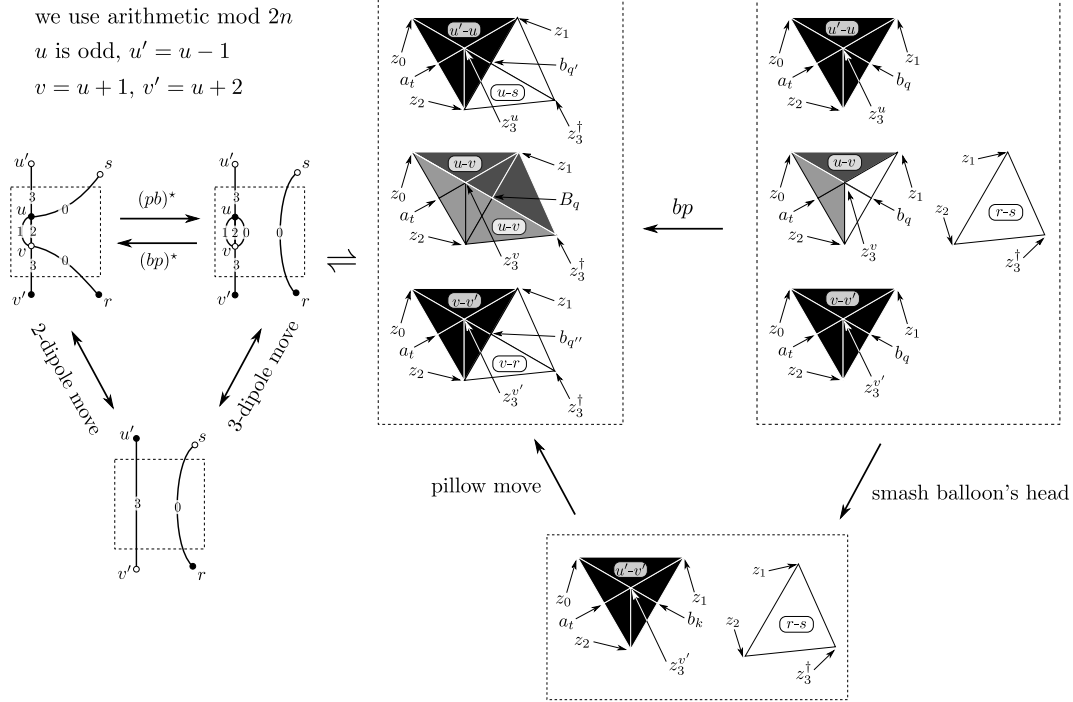


Figure 2: Primal and dual bp -moves.

described in Fig. 3, where the index means the number of edges indicated and is called the rank of the type. Moreover, the PL_2 -faces that appear, as duals of the gem edges, have the minimum number of 2-simplices.

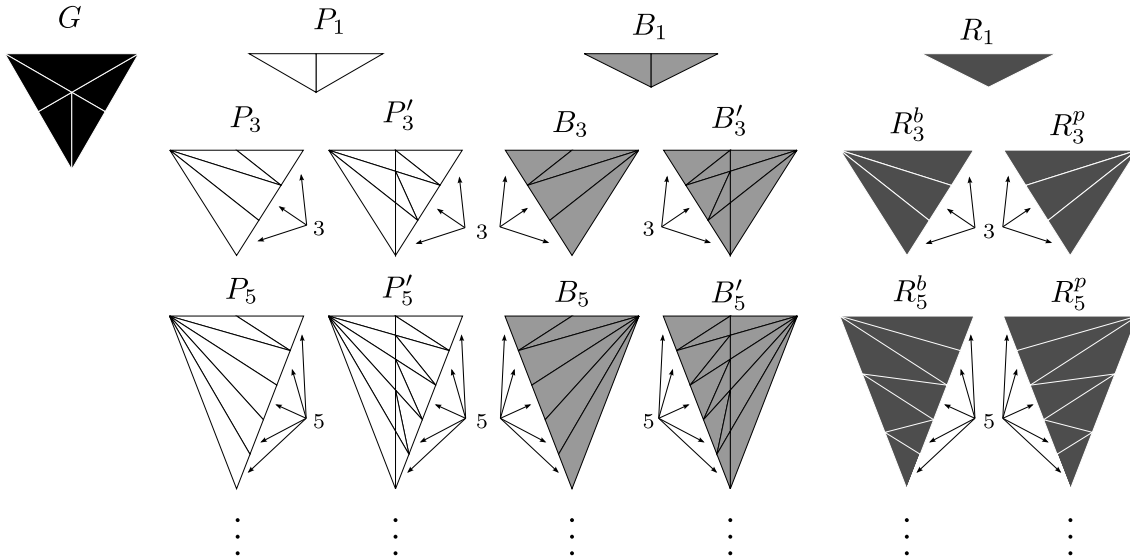


Figure 3: All kinds of PL_2 -faces.

Proof. We need to fix a notation for the head of the balloon, instead of drawing all the PL_2 -faces of the head, we just draw one PL_3 -face and put a label $u'-v'$. If the balloon's tail, is of type P_1 , by applying a bp -move we can see at Fig. 4 that we get a PL_1 -face of type B_3 and a PL_2 -face of type R_3^b . The others PL_2 -faces are already known. If the balloon's tail, is of type B_3 , by applying a bp -move, we need to refine the tail and the

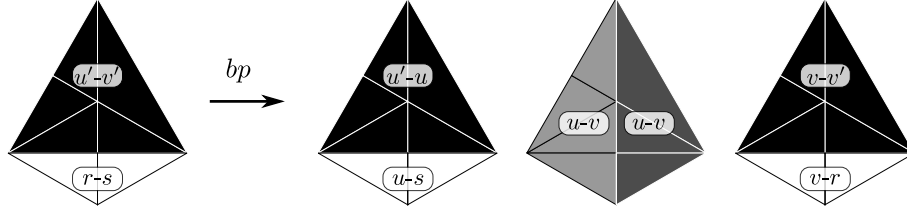


Figure 4: Pillow-balloon move with balloon's tail of type P_1 .

copies, otherwise we would not be able to build a pillow because some 2-simplices would be collapsed, so we get two $PL2_1$ -faces of type B'_3 , one $PL2_0$ -face of type P_5 and a $PL2_2$ -face R_5^p . The others $PL2$ -faces are already known.

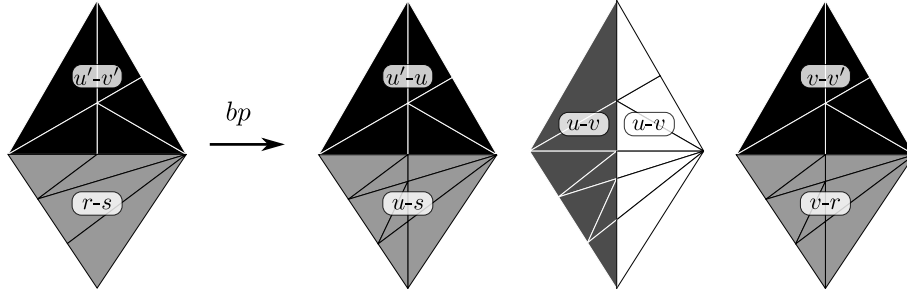


Figure 5: Pillow-balloon move with balloon's tail of type B_3 .

In what follows given $X \in \{P'_{2k-1}, B'_{2k-1}\}$ denote by \widehat{X} the copy of X which is a $PL2$ -face of the PL -tetrahedra whose $PL2_3$ -face is below the similar $PL2_3$ -face of the other PL -tetrahedra which completes the pillow in focus. In face of these conventions, if balloon's tail is of type

- P_{2k-1} , then by applying a bp -move, we get types $P'_{2k-1}, \widehat{P}'_{2k-1}, B_{2k+1}, R_{2k-1}^b$
- P'_{2k-1} , then by applying a bp -move, we get types $P_{2k-1}, B_{2k+1}, R_{2k-1}^b$
- B_{2k-1} , then by applying a bp -move, we get types $B'_{2k-1}, \widehat{B}'_{2k-1}, P_{2k+1}, R_{2k-1}^p$
- B'_{2k-1} , then by applying a bp -move, we get types $B_{2k-1}, P_{2k+1}, R_{2k-1}^p$

□

In the sequel we will see that with this combinatorics attached to the $PL2$ -faces the combinatorial \mathcal{H}_m^* 's can be PL -embedded into \mathbb{R}^3 . It is worthwhile to mention, in view of the above proof, that each $PL2$ -face is refined at most one time. So, if X is a type of $PL2$ -face, X' is its refinement, then $X'' = X'$. This idempotency is a crucial property inhibiting the exponentiality of our algorithm.

1.2 Upper bounds for the number of simplices of the complex \mathcal{H}_n^*

Now we give quadratic upper bounds for the number of i -simplices, $i \in \{0, 1, 2\}$ of \mathcal{H}_n^* .

(1.2) **Lemma.** *The quadratic expressions*

$$3n^2 - 5n + 9, \quad 11n^2 - 17n + 21, \quad 8n^2 - 10n + 12$$

are upper bounds for the numbers of 0-simplices, 1-simplices and 2-simplices of the colored 2-complex \mathcal{H}_n^* induced by a resolvable gem G with $2n$ vertices.

Proof.

case $i = 0$

We know that \mathcal{H}_1^* has exactly z_0, z_1, z_2, a_1, b_1 and $z_3^j, j \in \{1, \dots, 2n\}$ as 0-simplices, which is $2n + 5$ 0-simplices. In first step balloon's tail has to be of type P_1 or B_1 , so by applying bp -moves, we get two new 0-simplices, which inverse image is a black and white disk in Fig. 6 (first part)

In second step the worse case is when balloon's tail is of type P_3 or B_3 , generated by last bp -move, so we add $6 \times 1 + 2 = 8$ to the number of 0-simplices in the upper bound. See Fig. 6 (second part).

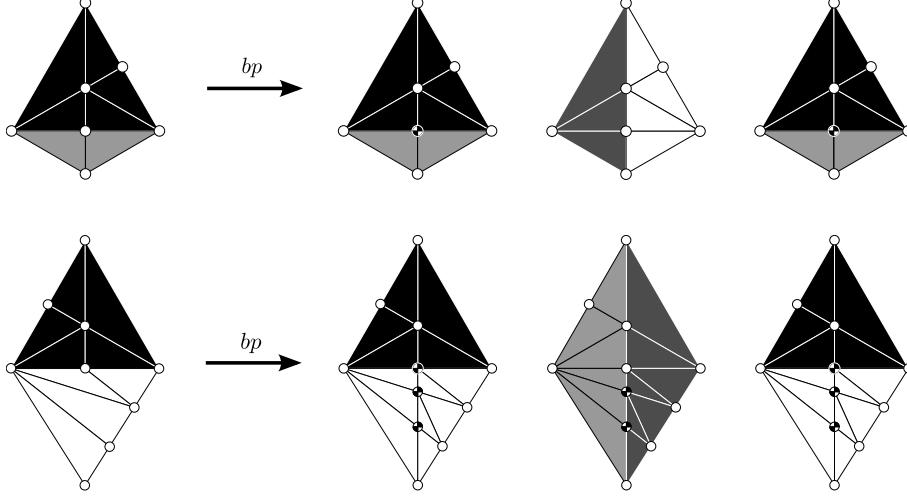


Figure 6: Upper bound for the number of the 0-simplices, first and second steps.

In step k we note that worst case is when we use the greatest ranked PL2-face generated by last bp -move, so it means that balloon's tail has to be of type P_{2k-1} or B_{2k-1} , (in Fig. 7 $j = 2k - 1$) which we add $6 \cdot (k - 1) + 2$ 0-simplices. By adding the number of 0-simplices created by bp -moves from step 1 until step k we get $3k^2 - k$

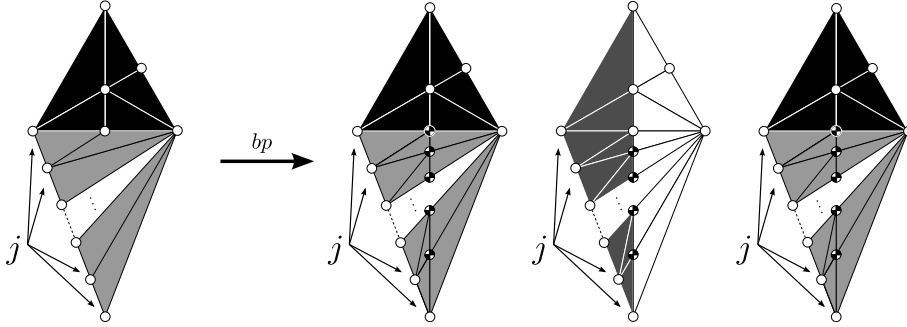


Figure 7: Upper bound for the number of the 0-simplices, j -th step.

0-simplices. As the number of steps is $n - 1$, and we have at the beginning $2n + 5$, we have that $3n^2 - 5n + 9$ is an upper bound for the number of 0-simplices.

case $i = 1$

We know that \mathcal{H}_1^* has exactly $z_0z_1, z_0a_1, z_1b_1, z_2b_1, z_2a_1, z_0z_3^j, z_1z_3^j, b_1z_3^j, z_2z_3^j, a_1z_3^j, j \in \{1, \dots, 2n\}$ as 1-simplices which give us $10n + 5$ 1-simplices. In first step balloon's tail has to be of type P_1 or B_1 , so by applying bp -moves, we add $2 \times 3 = 6$ to the number of 1-simplices in the upper bound.

In second step we know that worst case is when balloon's tail is of type P_3 or B_3 , see Fig. 8 (second part) and we add $8 + 2 \times 11 - 2 = 28$ to the number of 1-simplices in the upper bound.

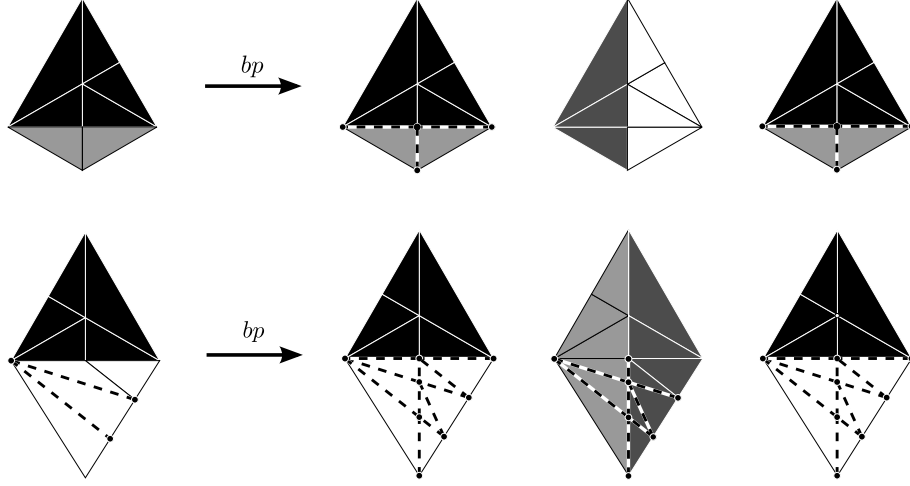


Figure 8: Upper bound for the number of the 1-simplices, first and second steps.

In step k , as in the 0-simplex case, the worst case is when we use the greatest ranked PL2-face generated by last bp -move, so it means that balloon's tail has to be of type P_{2k-1} or B_{2k-1} , (in Fig. 9, $j = 2k - 1$) and we add $2(3 + 8(k - 1)) + 8(k - 1) - 2(k - 1) = 22k - 16$ to the number of 1-simplices in the upper bound. An upper

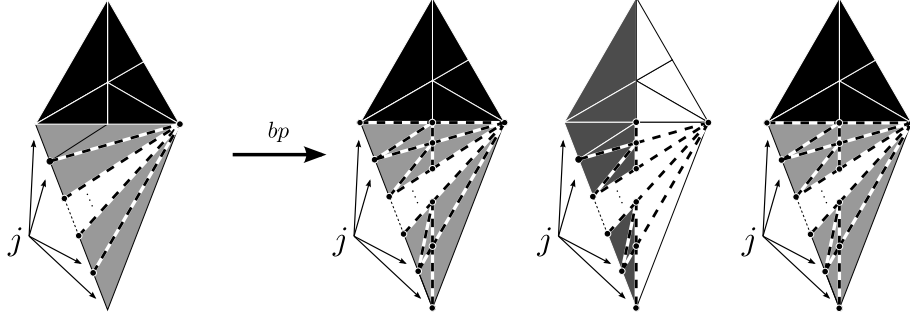


Figure 9: Upper bound for the number of the 1-simplices, j -th step.

bound for the number of 1-simplices created by bp -moves from step 1 until step k is $11k^2 - 5k$. As the number of steps is $n - 1$, and we have at the beginning $10n + 5$, it follows that, by adding the arithmetical progression, $11n^2 - 17n + 21$ is an upper bound for the number of 1-simplices.

case $i = 2$

We know that \mathcal{H}_1^* has exactly $z_0 z_3^j z_1, z_1 z_3 b_1, z_2 b_1 z_3^j, z_2 z_3^j a_1, z_0 a_1 z_3^j, j \in \{1, \dots, 2n\}$ as 2-simplices which give us $10n$ 2-simplices.

In first step balloon's tail has to be of type P_1 or B_1 , so by applying bp -moves, we add 2×2 2-simplices. In second step we add 3×8 and subtract 4

As we know, the worst case in step k is when balloon's tail is of type P_{2k-1} , or B_{2k-1} . By apply bp -move we add $3 \cdot (6 \cdot (k - 4))$ and subtract $2k$, for $k \geq 2$.

By adding the number of 2-simplices created by bp -moves from step 1 until step k we get $8k^2 - 4k$ 2-simplices. As the number of steps is $n - 1$, and we have at the beginning $10n$ 2-simplices, $8n^2 - 10n + 12$ is an upper bound for the number of 2-simplices. \square

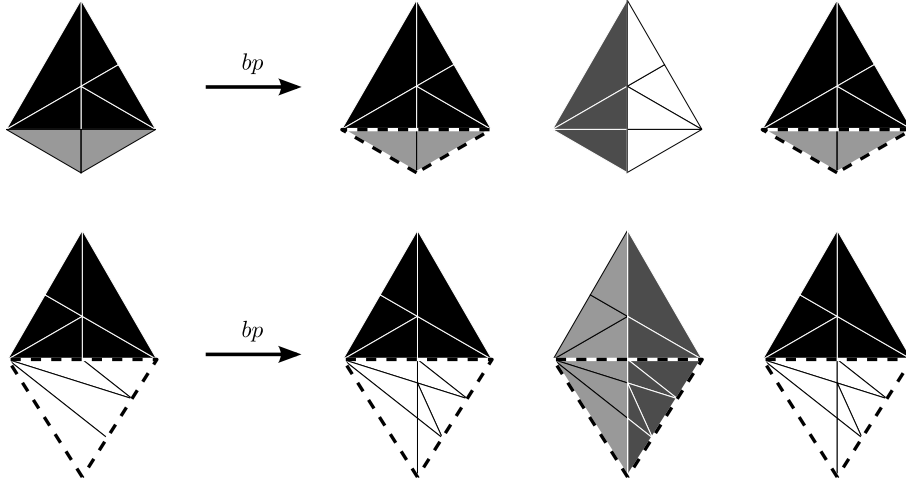


Figure 10: Upper bound for the number of the 2-simplices, first and second steps.

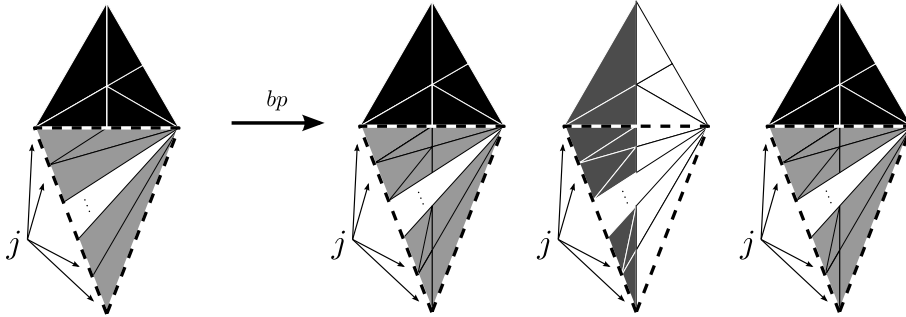


Figure 11: Upper bound for the number of the 2-simplices, j -th step.

References

- [1] Framed link presentations of 3-manifolds by an $O(n^2)$ algorithm, I: gems and their duals, author=Lins, S. and Machado, R., journal=arXiv:1211.1953v2 [math.GT], year=2012,.
- [2] Framed link presentations of 3-manifolds by an $O(n^2)$ algorithm, III: geometric complex \mathcal{H}_n^* embedded into \mathbb{R}^3 , author=Lins, S. and Machado, R., journal=arXiv:1212.0827v2 [math.GT], year=2012,.
- [3] S. Lins. Gems, Computers, and Attractors for 3-manifolds. *Knots and Everything*, pages 1–450, 1995.

1.3 Appendix A: sequence of bp -move corresponding to r_5^{24}

Sóstenes L. Lins
 Centro de Informática, UFPE
 Recife-PE
 Brazil
 sostenes@cin.ufpe.br

Ricardo N. Machado
 Núcleo de Formação de Docentes, UFPE
 Caruaru-PE
 Brazil
 ricardonmachado@gmail.com

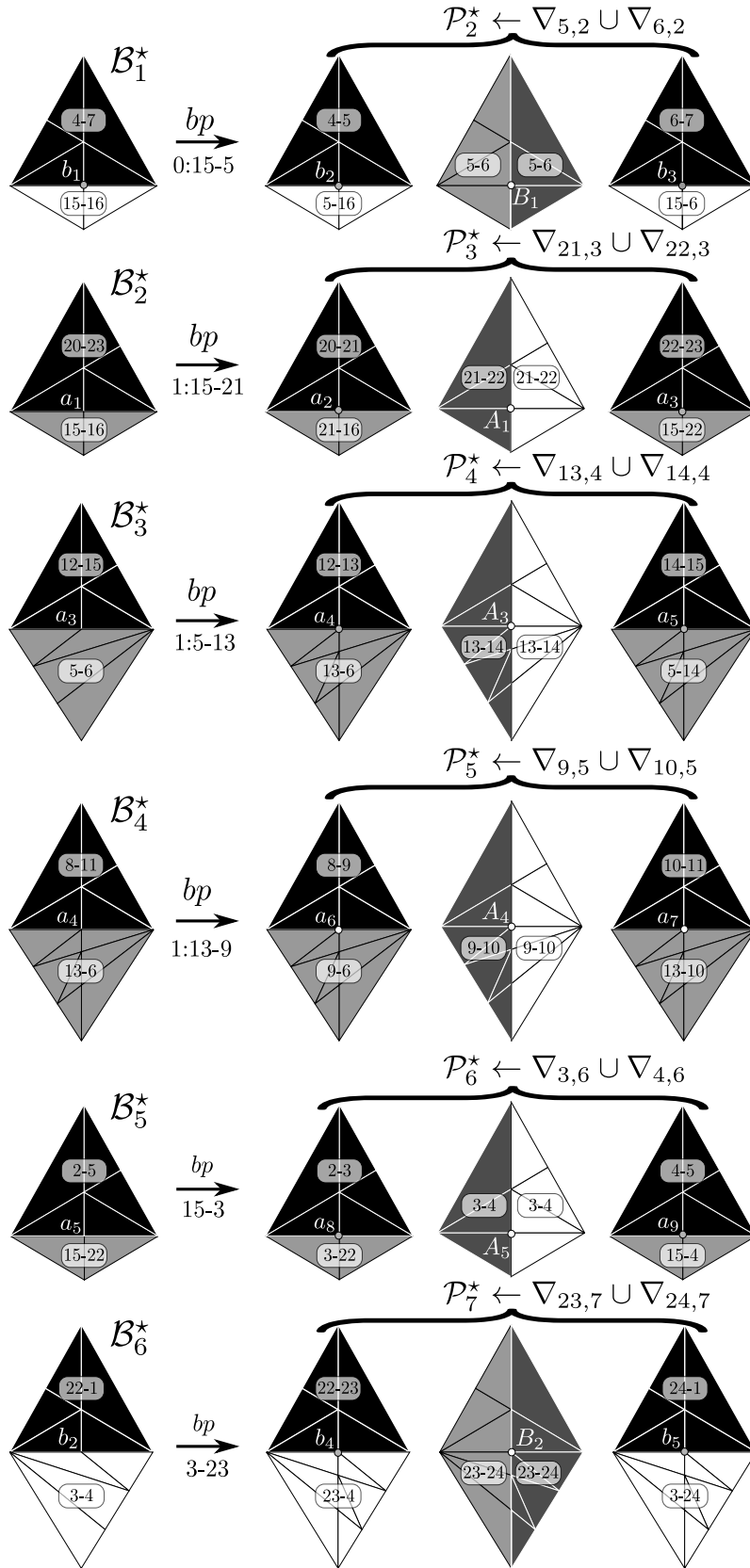


Figure 12: sequence of bp -moves, $m = 1, \dots, 6$ (r_5^{24} -example).

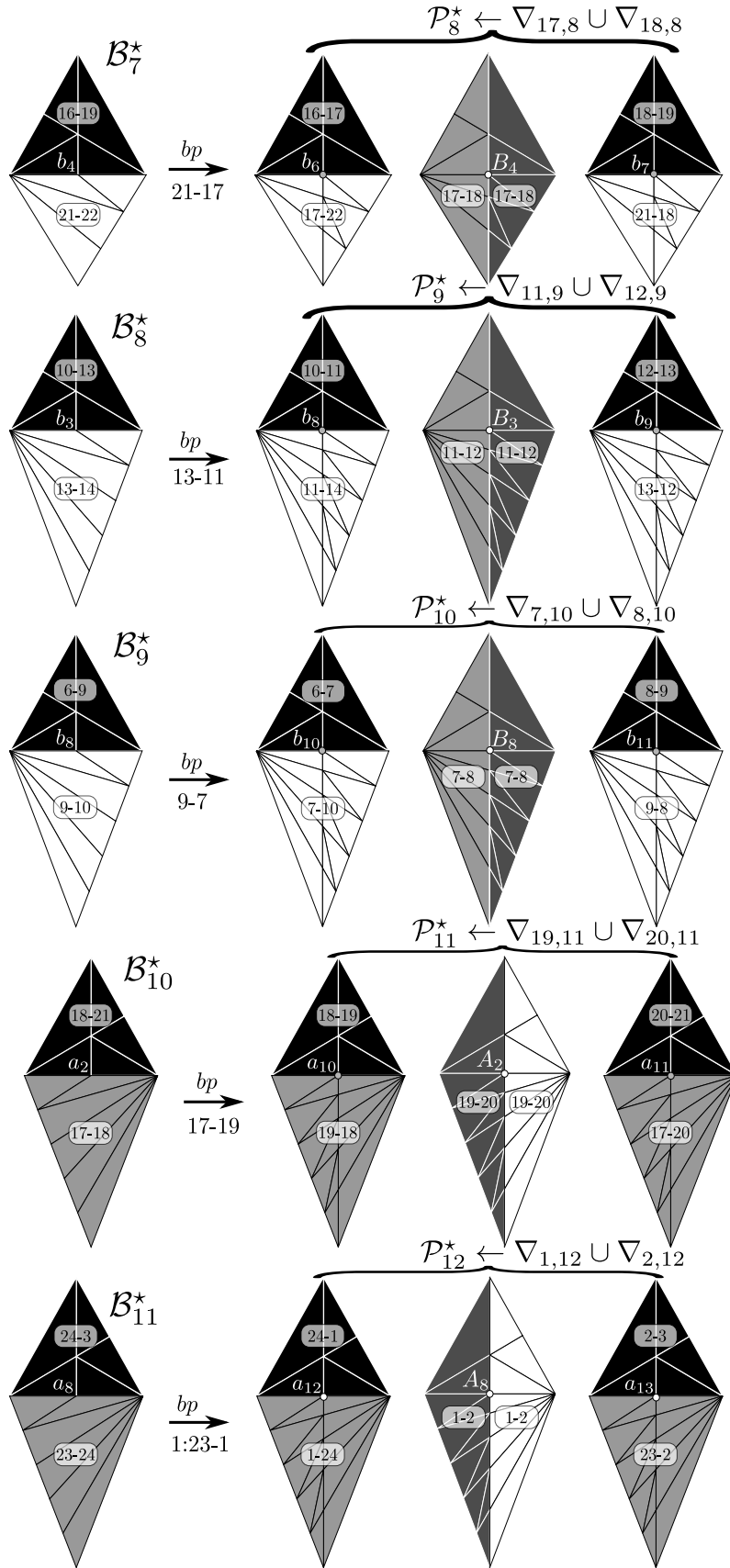


Figure 13: sequence of bp -moves, $m = 7, \dots, 11$ (r_5^{24} -example).