

CONTRACTING THE BOUNDARY OF A RIEMANNIAN 2-DISC

YEVGENY LIOKUMOVICH, ALEXANDER NABUTOVSKY, AND REGINA ROTMAN

ABSTRACT. Let D be a Riemannian 2-disc of area A , diameter d and length of the boundary L . We prove that it is possible to contract the boundary of D through curves of length $\leq L + 200d \max\{1, \ln \frac{\sqrt{A}}{d}\}$. This answers a twenty-year old question of S. Frankel and M. Katz, a version of which was asked earlier by M. Gromov.

We also prove that a Riemannian 2-sphere M of diameter d and area A can be swept out by loops based at any prescribed point $p \in M$ of length $\leq 200d \max\{1, \ln \frac{\sqrt{A}}{d}\}$. This estimate is optimal up to a constant factor. In addition, we provide much better (and nearly optimal) estimates for these problems in the case, when $A \ll d^2$. Finally, we describe the applications of our estimates for study of lengths of various geodesics between a fixed pair of points on “thin” Riemannian 2-spheres.

1. MAIN RESULTS

Consider a 2-dimensional disc D with a Riemannian metric. M. Gromov asked if there exists a universal constant C , such that the boundary of D could be homotoped to a point through curves of length less than $C \max\{|\partial D|, \text{diam}(D)\}$, where $|\partial D|$ denotes the length of the boundary of D and $\text{diam}(D)$ denotes its diameter. This question is a Riemannian analog of the well-known (and still open) problem in geometric group theory asking about the relationship between the filling length and the filling diameter (see [Gr93]).

S. Frankel and M. Katz answered the question posed by Gromov negatively in [FK]. They demonstrated that there is no upper bound for lengths of curves in an “optimal” homotopy contracting ∂D in terms of $|\partial D|$ and $\text{diam}(D)$. Then they asked if there exists such an upper bound if one is allowed to use the area $\text{Area}(D)$ of D in addition to $|\partial D|$ and $\text{diam}(D)$. In this paper we will prove that the answer to this question is positive, and, moreover, provide nearly optimal upper bounds for lengths of curves in an “optimal” contracting homotopy in terms of $|\partial D|$, $\text{diam}(D)$ and $\text{Area}(D)$. Note that S. Gersten and T. Riley ([GerR]) proved a similarly looking result in the context of geometric group theory. Yet in the Riemannian setting their approach seems to yield an upper bound with the leading terms $\text{const}(|\partial D| + \text{diam}(D) \max\{1, \ln \frac{\sqrt{\text{Area}(D)}}{\text{inj}(D)}\})$, where $\text{inj}(D)$ denotes the injectivity radius of the disc, and so does not lead to a solution of the problem posed by Frankel and Katz.

Define the *homotopy excess*, $exc(D)$, of a Riemannian disc D as the infimum of all values of x such that for every $p \in \partial D$ the boundary of D is contractible to p via loops of length $\leq |\partial D| + x$ based at p . Let $exc(d, A)$ denote the supremum of $exc(D)$ over all discs D of area $\leq A$ and diameter $\leq d$. The examples of [FK] imply the existence of a positive constant $const$ such that $exc(d, A) \geq const d \max\{1, \ln \frac{\sqrt{A}}{d}\}$. The first of our main results implies that this lower bound is optimal up to a constant factor:

Main Theorem A.

$$exc(d, A) \leq 200d \max\{1, \ln \frac{\sqrt{A}}{d}\}$$

In fact, we are able to prove that $\limsup_{\frac{\sqrt{A}}{d} \rightarrow \infty} \frac{exc(d, A)}{d \ln \frac{\sqrt{A}}{d}} \leq \frac{12}{\ln \frac{3}{2}} < 30$ (see the remark after the proof of Theorem 1.2 in section 7). On the other hand, using a modification of the examples of Frankel and Katz we were able to prove that:

Theorem 1.1. (Theorem AA.)

1.

$$exc(d, A) \geq \frac{\sqrt{3}}{2 \ln 3} d (\ln \frac{\sqrt{A}}{d} - o(1)) > 0.788d \ln \frac{\sqrt{A}}{d},$$

as $\frac{\sqrt{A}}{d} \rightarrow \infty$.

2. On the other hand, if $\frac{\sqrt{A}}{d}$ is sufficiently small, then

$$exc(d, A) > 2d + 0.0825\sqrt{A}.$$

Our proof of Theorem AA relies on the recent work of G. Chambers and the third author [CR].

Here are some other upper estimates:

Theorem 1.2. *For any Riemannian 2-disc D and a point $p \in \partial D$ there exists a homotopy γ_t of loops based at p with $\gamma_0 = \partial D$ and $\gamma_1 = \{p\}$, such that*

$$|\gamma_t| \leq 2|\partial D| + 686\sqrt{Area(D)} + 2diam(D)$$

for all $t \in [0, 1]$.

It is easy to see that any upper bound for the lengths of $|\gamma_t|$ should be greater than $2diam(D)$. Therefore the upper bound provided by Theorem 1.1 is optimal for fixed values of $Area(D)$ and $|\partial D|$, when $diam(D) \rightarrow \infty$. However, the next theorem provides a better bound, when $Area(D) \rightarrow \infty$ or $|\partial D| \rightarrow \infty$ and immediately implies Main Theorem A stated above.

Theorem 1.3. *For any Riemannian 2-disc D and a point $p \in \partial D$ there exists a homotopy γ_t of loops based at p with $\gamma_0 = \partial D$ and $\gamma_1 = \{p\}$, such that*

$$|\gamma_t| \leq |\partial D| + 159 \text{diam}(D) + 40 \text{diam}(D) \max\{0, \ln \frac{\sqrt{\text{Area}(D)}}{\text{diam}(D)}\}$$

for all $t \in [0, 1]$.

As a consequence of the previous theorems we obtain related results about diastoles of Riemannian 2-spheres M . A *diastole* of M was defined by F. Balacheff and S. Sabourau in [BS] as

$$\text{dias}(M) = \inf_{(\gamma_t)} \sup_{0 \leq t \leq 1} |\gamma_t|$$

where (γ_t) runs over continuous families of *free loops* sweeping-out M . More precisely, the family (γ_t) corresponds to a generator of $\pi_1(\Lambda M, \Lambda^0 M)$, where ΛM denotes the space of free loops on M and $\Lambda^0 M$ denotes the space of constant loops.

In [S, Remark 4.10] S.Sabourau gave an example of Riemannian two-spheres with arbitrarily large ratio $\frac{\text{dias}(M_n)}{\sqrt{\text{Area}(M_n)}}$. In [L] the first author gave an example of Riemannian two-spheres M_n with arbitrarily large ratio $\frac{\text{dias}(M_n)}{\text{diam}(M_n)}$. We show that if both the diameter and the area of M are bounded, the diastole can not approach infinity. Moreover, for every $p \in M$ one can define $B\text{dias}_p(M)$ by the formula

$$B\text{dias}_p(M) = \inf_{(\gamma_t)} \sup_{0 \leq t \leq 1} |\gamma_t|,$$

where (γ_t) runs over continuous families of *loops based at p* sweeping-out M . Now define the *base-point diastole* $B\text{dias}(M)$ as $\sup_{p \in M} B\text{dias}_p(M)$. It is clear that $B\text{dias}(M) \geq \text{dias}(M)$. We prove the following inequalities:

Theorem 1.4. (Main Theorem B.) *For any Riemannian 2-sphere M we have*

$$A. \quad B\text{dias}(M) \leq 664 \sqrt{\text{Area}(M)} + 2 \text{diam}(M);$$

$$B. \quad B\text{dias}(M) \leq 159 \text{diam}(M) + 40 \text{diam}(M) \max\{0, \ln \frac{\sqrt{\text{Area}(M)}}{\text{diam}(M)}\}.$$

Moreover, as $\frac{\text{diam}(M)}{\sqrt{\text{Area}(M)}} \rightarrow 0$,

$$B\text{dias}(M) \leq \left(\frac{12}{\ln \frac{3}{2}} + o(1)\right) \text{diam}(M) \ln \frac{\sqrt{\text{Area}(M)}}{\text{diam}(M)}.$$

Furthermore, for each $p \in M$ there exists a sweep-out of M by simple loops based at p that pairwise intersect only of p and have lengths satisfying the upper bounds in the right hand sides of the above inequalities.

Remark. This theorem had been used in [LNR2] to prove a better bound for $dias(M)$, when $\sqrt{Area(M)} \ll diam(M)$, where we proved that if $diam(M) > \sqrt{3}\sqrt{Area(M)}$, then $dias(M) \leq diam(M) + 700\sqrt{Area(M)}$. This fact was established as a part of the proof of Theorem 1.3 in [LNR2]. (However, it had not been explicitly mentioned there.)

We also noticed that one can modify the examples of [FK], [L] and [L2] to construct sequences of Riemannian manifolds M_i diffeomorphic to S^2 demonstrating that our upper bounds for $Bdias(M)$ and even for $dias(M)$ given by Theorem B are optimal up to a constant factor. More precisely, we prove the following theorem:

Theorem 1.5. (Theorem BB.) *1. There exists a sequence of Riemannian metrics on S^2 such that $\frac{diam(M_i)}{\sqrt{Area(M_i)}} \rightarrow 0$ and $dias(M_i) \geq \frac{\sqrt{3}}{2\ln 3} diam(M_i) \ln \frac{\sqrt{Area(M_i)}}{diam(M_i)} (1 - o(1)) > 0.788 diam(M_i) \ln \frac{\sqrt{Area(M_i)}}{diam(M_i)}$.*
2. There exists a sequence of Riemannian metrics on S^2 such that $\frac{diam(M_i)}{\sqrt{Area(M_i)}} \rightarrow \infty$ and $dias(M_i) > diam(M_i) + 0.0476\sqrt{Area(M_i)}$ for all values of i .

The proof of Theorem BB is similar to the proof of Theorem AA, but one needs to use a more difficult theorem by G. Chambers and the first author from [CL] instead of the monotonicity theorem from [CR] used in the proof of Theorem AA. One can combine the second part of this theorem with the remark after the text of Theorem B and conclude that, when $\frac{\sqrt{Area(M)}}{diam(M)} \rightarrow 0$, $dias(M) = diam(M) + O(\sqrt{Area(M)})$, and the dependance on $Area(M)$ in the second term cannot be improved.

Note that in [BS] F.Balacheff and S.Sabourau show that if 1-parameter families of loops in the definition of the diastole are replaced with 1-parameter families of one-cycles, then for every Riemannian surface Σ of genus g the resulting homological diastole $dias_Z(\Sigma)$ satisfies

$$dias_Z(\Sigma) \leq 10^8(g+1)\sqrt{Area(\Sigma)}.$$

The proof of Theorem 1.2 will proceed first by considering subdiscs of D of small area and then obtaining the general result for larger and larger subdiscs by induction. The parameter of the induction will be $\lfloor \log_{\frac{4}{3}} \frac{Area D'}{\epsilon(D)} \rfloor$, where D' denotes a (variable) subdisc and $\epsilon(D) > 0$ is very small. (In particular, $\epsilon(D)$ is much smaller than the injectivity radius of D .) As it is the case with many inductive arguments, it is more convenient to prove a stronger statement. To state this stronger version of Theorem 1.2 we will need the following notation:

Definition 1.6. For each $p \in D$ $d_p(D) = \max\{dist(p, x) | x \in D\}$. Let $d_D = \max\{d_p(D) | p \in \partial D\}$.

From the definition we see that $d_D \leq \text{diam}(D)$.

If l_1 and l_2 are two non-intersecting simple paths between points p and q of D , then $l_1 \cup -l_2$ is a simple closed curve bounding a disc $D' \subset D$. We will show that there exists a path homotopy from l_1 to l_2 such that the lengths of the paths in this homotopy are bounded in terms of the area, the diameter and the length of the boundary of D' .

Definition 1.7. Let D be a Riemannian disc and $D' \subset D$ be a subdisc. Define a *relative path diastole* of D' as

$$pdias(D', D) = \sup_{p, q \in \partial D'} \inf_{(\gamma_t)} \sup_{t \in [0, 1]} |\gamma_t|$$

where (γ_t) runs over all families of paths from p to q $\gamma_t : [0, 1] \rightarrow D$ with $\gamma_t(0) = p$, $\gamma_t(1) = q$, where $\gamma_0 = l_1$ and $\gamma_1 = l_2$ are subarcs of $\partial D' = l_1 \cup -l_2$ intersecting only at their endpoints p, q . Let $pdias(D) = pdias(D, D)$.

Theorem 1.8. *A. For any Riemannian 2-disc D with $|\partial D| \leq 2\sqrt{3}\sqrt{\text{Area}(D)}$*

$$pdias(D) \leq |\partial D| + 664\sqrt{\text{Area}(D)} + 2d_D.$$

B. For any Riemannian 2-disc D with $|\partial D| \leq 6\sqrt{\text{Area}(D)}$

$$pdias(D) \leq |\partial D| + 686\sqrt{\text{Area}(D)} + 2d_D.$$

C. For any Riemannian 2-disc D with $|\partial D| > 6\sqrt{\text{Area}(D)}$

$$\begin{aligned} pdias(D) &\leq |\partial D| + 2 \lceil \log_{\frac{4}{3}} \left(\frac{|\partial D| - 4\sqrt{\text{Area}(D)}}{2\sqrt{\text{Area}(D)}} \right) \rceil \sqrt{\text{Area}(D)} + 686\sqrt{\text{Area}(D)} + 2d_D \\ &\leq 2|\partial D| + 686\sqrt{\text{Area}(D)} + 2d_D. \end{aligned}$$

D. Also, if $d \geq 3\sqrt{A}$,

$$exc(d, A) \leq 3d + \frac{2}{\ln \frac{4}{3}} \sqrt{A} \ln \left(\frac{2}{3} \left(\frac{2d}{\sqrt{A}} - 4 \right) \right) + 686\sqrt{A}.$$

Of course, Theorem 1.2 immediately follows from Theorem 1.8 C. The second inequality in Part C of the theorem can be easily proven by observing that $\frac{2 \ln(\frac{2(x-4)}{3})}{(\ln \frac{4}{3})x} < 0.9735 < 1$ for $x \in [6, \infty]$. Setting $x = \frac{|\partial D|}{\sqrt{\text{Area}(D)}}$ we obtain the desired inequality. The last inequality provides a much better upper bound for $exc(d, A)$, when $\sqrt{A} \ll d$ and implies that $\lim_{\sqrt{A} \rightarrow 0} exc(d, A) \leq 3d$.

As $exc(d, A) \geq 2d$, it is natural to ask the following question:

Question. Is it true that, when d is fixed, and $A \rightarrow 0$, $exc(d, A) = 2d + O(\sqrt{A})$?

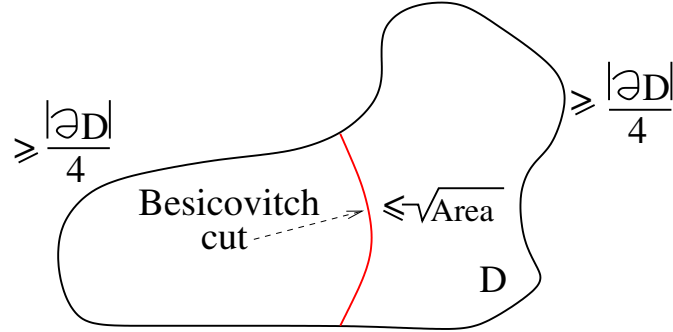


FIGURE 1. Besicovitch lemma

In the first version of this paper ([LNR], v.1) we posed this question as an open problem. It was later resolved by P. Papasoglu in [P2]. He presented a beautiful and ingenious argument demonstrating that our Theorem 1.1 implies that $exc(d, A) \leq 2d + 1000\sqrt{A}$. Comparing his result with the second part of Theorem AA we see that $exc(d, A) = 2d + O(\sqrt{A})$, as $A = o(d^2)$, and the dependence on A here cannot be improved.

Here is the plan of the rest of the paper. In the next section we will review a well-known theorem of Besicovitch (sometimes called Besicovitch lemma). This theorem implies that for each 2-disc of area A with a boundary of length L there exist two points on the boundary such that the distance between these points in the disc does not exceed \sqrt{A} but the length of a shortest arc of the boundary connecting these points is at least $\frac{L}{4}$. This theorem implies that if $L > 2\sqrt{A}$ then one can subdivide the disc into two subdiscs with smaller areas and shorter boundaries by a minimizing geodesic connecting these points. Below we will call this minimizing geodesic a Besicovitch cut (see Fig. 1).

Then we will use this theorem to reduce the estimates of Theorem 1.6 A-C for a disc D to slightly stronger estimates for all subdiscs D' of D such that the length of the boundary of D' does not exceed $6\sqrt{\text{Area}(D)}$. The idea here is to subdivide the original disc into smaller and smaller subdiscs with shorter and shorter boundaries until their lengths will become less than $6\sqrt{\text{Area}(D)}$. In the same section we apply this result to prove the desired assertion for subdiscs of D with areas not exceeding a very small constant. (The idea is that this result becomes almost obvious if the length of the boundary is also very small).

At the beginning of section 3 we will review a result by P. Papasoglu ([P]) asserting that for every Riemannian 2-sphere S and every ϵ there exists a simple closed curve of length $\leq 2\sqrt{3}\sqrt{\text{Area}(S)} + \epsilon$ that divides the sphere into two domains with areas at least $\frac{1}{4}\text{Area}(S)$ and at most $\frac{3}{4}\text{Area}(S)$. Then we will prove an analogous result for

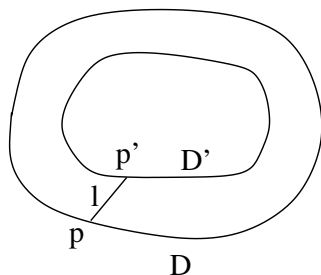


FIGURE 2.

Riemannian 2-discs. Section 4 contains two auxilliary results about a relationship of d_D and $d_{D'}$ for a subdisc D' of D . One of these results (Lemma 4.1) asserts that if the distance between a point $p \in \partial D$ and a point $p' \in \partial D'$ does not exceed l then

$$d_{D'} + l \leq d_D + |\partial D'|, \quad (*)$$

see Fig. 2.

This property is easy to establish, but as we will see, it is very helpful in the proof of our main result, and is the main reason why d_D in our estimates suites us better than the diameter of D .

Section 5 contains the proof of Theorem 1.6 A-C (and, thus, Theorem 1.1). As we have already mentioned the proof is inductive. On each step of induction we increase the area of subdiscs D' of D by a factor of $\frac{4}{3}$ and prove that these new subdiscs D' still satisfy the inequalities of Theorem 1.6. At this point we already know that it is sufficient to prove a slightly stronger inequality for subdiscs D'' of D' with boundary of length not exceeding $6\sqrt{Area(D')}$. The idea is to apply a version of the quoted result of Papasoglu for discs to D'' . We obtain a disc $\bar{D} \subset D''$ of area $\leq \frac{3}{4}Area(D'') \leq \frac{3}{4}Area(D')$. In order to construct a path homotopy between an arc l_1 of $\partial D''$ connecting some two points $p, q \in \partial D''$ with its complementary arc l_1 we proceed as follows. Connect p and q with the closest points p_1, q_1 of $\partial \bar{D}$ by minimizing geodesics that we denote as α_1 and α_2 . We would like to first homotope l_1 to the join of arcs α_1, γ_1 and α_2 , where γ_1 denotes one of the two arcs of $\partial \bar{D}$ connecting p_1 and q_1 , then homotope γ_1 into its complement γ_2 in $\partial \bar{D}$ while keeping α_1 and α_2 intact, and finally homotope the join of α_1, γ_2 and α_2 into l_2 (see Fig. 3).

The basic idea here is that all these three homotopies are between complementary arcs of subdiscs of D'' with areas $\leq \frac{3}{4}Area(D')$, and therefore the induction assumption applies. Yet a cursory examination of this idea reveals some potential flaws. First, consider the second step of these construction. We are going to keep α_1 and α_2 constant, and will be looking for a path homotopy between γ_1 and γ_2 in \bar{D} . The induction assumption leads to an upper bound for lengths of curves in this

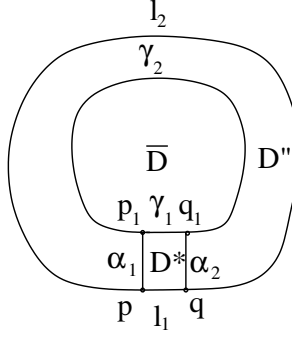


FIGURE 3.

path homotopy that contains a term equal to $2d_{\bar{D}}$. Note that $d_{\bar{D}}$ can be as large as $d_{D''}$ or even larger. On top of that we do not have an upper bound for lengths of either of geodesics α_i that is better than $d_{D''}$. Thus, we could end up with an upper bound involving a term equal to $4d_{D''}$ instead of $2d_{D''}$. But it is here that we are saved by the property (*). This property implies that $2d_{\bar{D}} + \text{length}(\alpha_1) + \text{length}(\alpha_2)$ can be majorized by $2d_{D''} + 2|\partial\bar{D}|$. On the other hand $|\partial\bar{D}|$ can be majorized in terms of $\sqrt{\text{Area}(D'')}$. We do not mind extra terms of the form $\text{const} \sqrt{\text{Area}(D')}$, since when we apply the induction assumption to subdiscs of D'' , their areas do not exceed $\frac{3}{4}\text{Area}(D')$. Therefore we have large “savings” ($\sim 91.91\sqrt{\text{Area}(D')}$) because $686\sqrt{\frac{3}{4}\text{Area}(D')}$ is much less than the allowed term $686\sqrt{\text{Area}(D')}$. We can use the difference to compensate for extra terms of the form $\text{const}\sqrt{\text{Area}(D')}$ that appear as the result of our constructions. (As it turns out, the total contribution of such terms is majorized by $(78 + 8\sqrt{3})\sqrt{\text{Area}(D')} \sim 91.86\sqrt{\text{Area}(D')}$.)

Yet the second difficulty with our basic idea is more serious. Consider the very first step of the suggested three-step construction of a desired path homotopy. We are looking for a path homotopy between l_1 and $\alpha_1 * \gamma_1 * \alpha_2$ in the subdisc D^* of D'' bounded by these two arcs. The upper bound that we obtain from the induction assumption will involve the summand $|\partial D^*| + 2d_{D^*}$. The length of $|\partial D^*|$ is greater than $\text{length}(\alpha_1) + \text{length}(\alpha_2)$, and our best upper bound for d_{D^*} is $d_{D''} + \text{length}(\alpha_1) + \text{length}(\alpha_2) + \text{length}(\gamma_1)$ (Lemma 4.2). As $\text{length}(\alpha_1) + \text{length}(\alpha_2)$ can be almost as large as $2d_{D''}$, our upper bound for the expression $|\partial D^*| + 2d_{D^*}$ will contain the summand $6d_{D''}$, which is significantly worse than $2d_{D''}$ in the required upper bound and is, therefore, unsuitable for our purposes. Of course, this situation will be problematic only if the length of either α_1 or α_2 is much larger than $\sqrt{\text{Area}(D')}$ (as in the opposite case we will obtain an upper bound of the form $2d_{D''} + \text{const}\sqrt{\text{Area}(D')}$, which is acceptable for us). It is easy to see that in this case both α_1 and α_2 will be

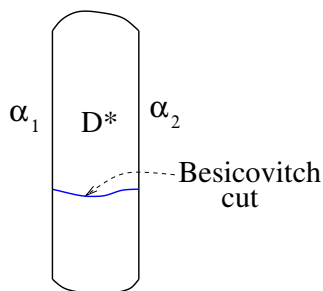


FIGURE 4. If the lengths of $\alpha_1, \alpha_2 \gg \sqrt{Area(D'')} > \sqrt{Area(D^*)}$ are much greater than lengths of two other sides then each Besicovitch cut connects α_1 and α_2 .

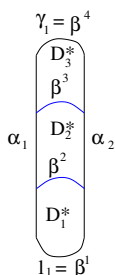


FIGURE 5. Stack of discs partitioning D^* .

very long in comparison with $\sqrt{Area(D')}$. Now our key observation is that in this case an application of Besicovitch lemma will produce a Besicovitch cut that will connect a point on α_1 with a point on α_2 (Lemma 5.2). This cut divides D^* into two subdiscs D_1^* and D_2^* such that their boundaries are significantly shorter than the boundary of D^* (see Fig. 4).

If the lengths of pairs of sides inherited from α_i are still large in comparison with $\sqrt{Area(D')}$ for either of these discs, then we will apply the Besicovitch lemma to this disc again. And so on. Eventually we will end up with a partition of D^* into a stack of discs with boundaries of lengths commensurable with $\sqrt{Area(D')}$ (see Fig. 5).

Denote the number of discs in this stack by M . Then we will start constructing our path homotopy from l_1 to $\alpha_1 * \gamma_1 * \alpha_2$. On each of M steps we will be constructing a path homotopy through one of the discs in the stack. On the k th step, ($k = 1, \dots, M$), the homotopy will pass from $\alpha_1^k * \beta^k * \alpha_2^k$ to $\alpha_1^{k+1} * \beta^{k+1} * \alpha_2^{k+1}$ through D_k^* , where D_k^* denotes the k th disc in the stack, β^k and β^{k+1} are Besicovitch cuts forming the “bottom” and “top” sides of D_k^* (with the exception of β^1 and β^M . $\beta^1 = l_1$ and $\beta^M = \gamma_1$.) Further, let α_i^k denote initial segments of α_i up to the endpoints of β^k .

Again the quoted property (*) of $d_{D_k^*}$ saves us from an undesirable accumulation of lengths of α_i^k with $d_{D_k^*}$, when we use the induction assumption to bound the lengths of curves in all of these path homotopies.

In section 7 we will deduce Theorem 1.2 from Theorem 1.1. Here the key intermediate result (Theorem 6.1) is that an arbitrary Riemannian 2-disc D can be subdivided into two subdiscs with areas in the interval $[\frac{1}{3}Area(D) - \epsilon^2, \frac{2}{3}Area(D) + \epsilon^2]$ by a simple curve of length $\leq 2diam(D) + 2\epsilon$ connecting two points of ∂D , where ϵ can be made arbitrarily small. The proof of this result will be given in section 6. It uses a modification of Gromov's filling technique and is reminiscent of a proof of a version of the result of Papasoglu quoted above presented by F. Balacheff and S. Sabourau in [BS]. At the end of section 6 we demonstrate that for each $a < \frac{1}{2}$ there exists a constant $C(a)$ such that each Riemannian 2-sphere of area A and diameter d can be divided into two discs of area $\geq aA$ by a simple closed curve of length $\leq C(a)d$. This theorem contrasts with the recent result of one of the authors ([L2]), who proved that for every constant C there exists a Riemannian sphere of diameter 1 that cannot be divided into two subdomains of equal area by any 1-cycle of length $\leq C$.

In the case, when $\sqrt{Area(D)} \gg diam(D)$, a repeated application of Theorem 6.1 enables us to break the disc D into smaller and smaller discs D_i until $\sqrt{Area(D_i)}$ becomes much smaller than d_{D_i} . However, the lengths of boundaries of D_i might increase in the process by $const \ diam(D) \ln \frac{\sqrt{Area(D)}}{diam(D)}$. Now the idea is to apply Theorem 1.6 to the resulting discs D_i (and to construct the desired path homotopy as a combination of the obtained path homotopies). But first we will need to prove Theorem 1.6 D. Observe that an important difference between the upper bounds for $pdias$ in Theorems 1.6. C and Theorem 1.6 D is the following. If we consider the estimates for $pdias$ as a function of $|\partial D|$ for some fixed values of $Area(D)$ and $diam(D)$, then the estimate of Theorem 1.6. D looks like $|\partial D| + O(1)$, but the estimate of Theorem 1.6. C contains also a logarithmic term and looks like $|\partial D| + 2 \log_{\frac{4}{3}} |\partial D| + O(1)$. This additional logarithmic term means that the estimate of Theorem 1.6. C cannot be used to prove the existence of a finite $exc(d, D)$. To prove Theorem 1.6 D we will be using a trick that reduces constructing of a path homotopy between two complementary arcs of ∂D to constructing of path homotopies between sides of digons formed by two minimizing geodesics between pairs of points of ∂D (Proposition 7.3). The key point is that the length of ∂D does not enter into the estimates for areas, diameters and perimeters of such digons. Note that the diameter of any such minimizing digon A does not exceed $diam(D)$, but, in general, it is not true that $d_A \leq d_D$ (although it is easy to see that $d_A \leq \frac{3}{2}d_D$). Because of this reason we did not apply this trick on earlier stages of our proof.

At the end of section 7 we will explain how Theorem 1.3 follows from Theorems 1.1 and 1.2. In section 8 we present proofs of Theorem AA and Theorem BB asserting that the upper bounds for $exc(d, A)$ and $dias(M)$ provided by Theorems 1.3 and 1.6 are optimal up to a constant factor. Section 9 contains applications to upper bounds for lengths of geodesics on Riemannian 2-spheres. We prove the upper bounds for lengths of different geodesics between two fixed points on a Riemannian 2-sphere that depend on the diameter and the area of the 2-sphere. We also review applications of the results of the present paper to upper bounds for the lengths of three shortest simple periodic geodesics that depend only on the area and the diameter given in our recent paper [LNR2]. These estimates are better than the upper bounds that depend only on the diameter proven in [NR1], [NR2] and [R] in the case when the ratio of the area to the square of the diameter is very small. In fact, we believe that in this case our estimates for lengths of two of these geodesics are nearly optimal.

2. BESICOVITCH LEMMA AND REDUCTION TO THE CASE OF CURVES WITH SHORT BOUNDARIES

The main tool of this paper is the following theorem (“Besicovitch lemma”) due to A.S. Besicovitch [B] (see also [BBI] and [Gr99] for generalizations and many applications of this theorem).

Theorem 2.1. *Let D be a Riemannian 2-disc. Consider a subdivision of ∂D into four consecutive subarcs (with disjoint interiors) $\partial D = a \cup b \cup c \cup d$. Let l_1 denote the length of a minimizing geodesic between a and c ; l_2 denote the length of a minimizing geodesic between b and d . Then*

$$Area(D) \geq |l_1||l_2|$$

Corollary 2.1.A. *Let D be a 2-disc. There exist two points $p, q \in \partial D$ such that $dist_D(p, q) \leq \sqrt{Area(D)}$ and $dist_{\partial D}(p, q) \geq \frac{|\partial D|}{4}$. Therefore, if $|\partial D| > 2\sqrt{Area(D)}$ then a minimizing geodesic connecting p and q in D divides D into two subdiscs with smaller perimeters (see Fig. 1).*

Proof. Subdivide the boundary of D into four subarcs of equal length ($= \frac{|\partial D|}{4}$) and apply the previous theorem.

In this section we will use Besicovitch lemma to prove two lemmata. Lemma 2.2 implies that the second inequality of Theorem 1.8 follows from the first. Lemma 2.3 says that boundaries of small subdiscs of D can be contracted through short curves. The proof of Lemma 2.2 uses the idea of Corollary 2.1.A: We inductively divide the disc into discs with smaller areas and considerably smaller perimeters. In order to make perimeters considerably smaller we need to assume that $|D| \geq const\sqrt{Area(D)}$, where $const > 2$. In fact, it is convenient for us to take a $const = 6$ here. After each application of the Besicovitch lemma the perimeters of the discs drop

at least by a multiplicative factor < 1 ; this happens until their perimeters remain $> 6\sqrt{\text{Area}(D)}$. This enables one to reduce the construction of a path homotopy between an arc of ∂D and its complement to constructing similar path homotopies for subdiscs of D with perimeters $\leq 6\sqrt{\text{Area}(D)}$.

Lemma 2.2. (Reduction to a Short Boundary Case) *Let ϵ_0, C be any non-negative real numbers.*

A. Suppose that $|\partial D| > 6\sqrt{\text{Area}(D)}$ and that for all subdiscs $D' \subset D$ satisfying $|\partial D'| \leq 6\sqrt{\text{Area}(D)}$ we have $\text{pdias}(D', D) \leq (1 + \epsilon_0)|\partial D'| + C\sqrt{\text{Area}(D)} + 2d_{D'}$. Then

$$\text{pdias}(D) \leq (1 + \epsilon_0)|\partial D| + 2\lceil \log_{\frac{4}{3}}\left(\frac{|\partial D| - 4\sqrt{\text{Area}(D)}}{2\sqrt{\text{Area}(D)}}\right) \rceil \sqrt{\text{Area}(D)} + C\sqrt{\text{Area}(D)} + 2d_D.$$

B. Assume that D is contained in a disc D_0 , and all subdiscs $D' \subset D$ satisfying $|\partial D'| \leq 6\sqrt{\text{Area}(D)}$ satisfy $\text{pdias}(D', D_0) \leq (1 + \epsilon_0)|\partial D'| + C\sqrt{\text{Area}(D)} + 2d_{D'}$. Then

$$\text{pdias}(D, D_0) \leq (1 + \epsilon_0)|\partial D| + 2\lceil \log_{\frac{4}{3}}\left(\frac{|\partial D| - 4\sqrt{\text{Area}(D)}}{2\sqrt{\text{Area}(D)}}\right) \rceil \sqrt{\text{Area}(D)} + C\sqrt{\text{Area}(D)} + 2d_D.$$

Proof. A. First, we are going to prove A. For each subdisc $D' \subset D$ define

$$n(D') = \log_{\frac{4}{3}}\left(\frac{|\partial D'| - 4\sqrt{\text{Area}(D')}}{2\sqrt{\text{Area}(D')}}\right)$$

For each $n \in \{0, \dots, \lceil n(D) \rceil\}$ (where $\lceil x \rceil$ denotes the integer part of $x+1$) and every subdisc $D' \subset D$ with $n - 1 < n(D') \leq n$ we will show that $\text{pdias}(D', D) \leq (1 + \epsilon_0)|\partial D'| + 2n\sqrt{\text{Area}(D)} + C\sqrt{\text{Area}(D)} + 2d_{D'}$

For $n = 0$ we have $|\partial D'| \leq 6\sqrt{\text{Area}(D)}$ so we are done by assumption in the statement of the theorem.

Suppose the conclusion is true for all integers smaller than n . Let $p, q \in \partial D'$. Let l_1 and l_2 be two subarcs of $\partial D'$ from p to q , $|l_2| \leq |l_1|$. We will construct a homotopy of paths from l_1 to l_2 of length $\leq (1 + \epsilon_0)(|l_1| + |l_2|) + (C + 2n)\sqrt{\text{Area}(D')} + 2d_{D'}$.

Subdivide $l_1 \cup -l_2$ into four arcs a_1, a_2, a_3 and a_4 of equal length so that the center of a_2 coincides with the center of l_2 . By Besicovitch lemma there exists a curve α between opposite sides a_1 and a_3 or a_2 and a_4 of length $\leq \sqrt{\text{Area}(D')}$.

We have two cases (see Fig. 6).

Case 1. Both endpoints t_1 and t_2 of α belong to the same arc l_i ($i = 1$ or 2). Denote the arc of l_i between t_1 and t_2 by β . Note that $\frac{1}{4}(|l_1| + |l_2|) \leq |\beta| \leq \frac{3}{4}(|l_1| + |l_2|)$. In particular, the disc D_1 bounded by $\alpha \cup -\beta$ has boundary of length

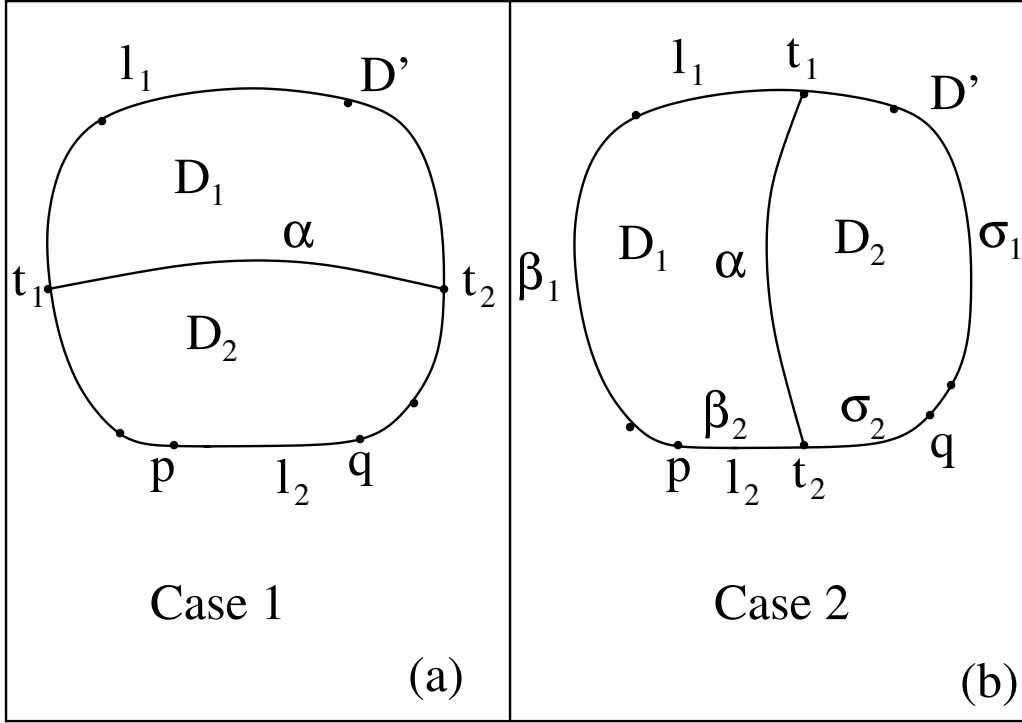


FIGURE 6.

$\leq \frac{3}{4}|\partial D'| + \sqrt{\text{Area}(D')} \leq (4 + 2(\frac{4}{3})^{n-1})\sqrt{\text{Area}(D)}$. The induction assumption implies that $\text{pdias}(D_1, D) \leq (1 + \epsilon_0)|\partial D_1| + (C + 2n - 2)\sqrt{\text{Area}(D)} + 2d_{D_1}$.

We claim that $d_{D_1} \leq d_{D'} + \frac{1}{2}\sqrt{\text{Area}(D')}$. Indeed, let $y \in \partial D_1$. If $y \in \partial D'$ then the geodesic from y to x does not cross α as both are minimizing geodesics, hence the distance in D_1 $d_{D_1}(y, x) \leq d_{D'}$. If $x \in \alpha$ then the triangle inequality implies that $d_{D_1}(y, x) \leq \frac{1}{2}|\alpha| + d_{D'}$.

Hence, for an arbitrarily small $\delta > 0$ we can homotop l_i to $pt_1 \cup \alpha \cup t_2q$ through curves of length

$$\begin{aligned}
 &\leq |l_i \setminus \beta| + (1 + \epsilon_0)|\partial D_1| + (C + 2n - 2)\sqrt{\text{Area}(D)} + 2d_{D_1} + \delta \\
 &\leq (1 + \epsilon_0)|\partial D'| + \sqrt{\text{Area}(D)} + (C + 2n - 2)\sqrt{\text{Area}(D)} + 2d_D + \sqrt{\text{Area}(D)} + \delta.
 \end{aligned}$$

Now consider the disc D_2 bounded by $pt_1 \cup \alpha \cup t_2q \cup -l_j$, where l_j ($j \neq i$) is the other arc. As in the case of D_1 , we can homotop $pt_1 \cup \alpha \cup t_2q$ to l_j through curves of length $\leq (1 + \epsilon_0)|\partial D'| + 2n\sqrt{\text{Area}(D)} + C\sqrt{\text{Area}(D)} + 2d_{D'}$.

Case 2. $t_1 \in l_1, t_2 \in l_2$. Let β_i denote the subarc of l_i from p to t_i and σ_i denote the subarc of l_i from t_i to q . Consider the subdisc $D_1 \subset D'$ bounded by $\beta_1 \cup \alpha \cup -\beta_2$. As

in Case 1 the inequality $|\partial D_1| \leq \frac{3}{4}|\partial D'| + \sqrt{\text{Area}(D')}$ combined with the induction assumption implies that $\text{pdias}(D_1, D) \leq (1 + \epsilon_0)|\partial D_1| + (C + 2n - 2)\sqrt{\text{Area}(D)} + 2d_{D_1}$. Using the estimate $d_{D_1} \leq d_{D'} + \frac{1}{2}\sqrt{\text{Area}(D')}$ we can homotop l_1 to $\beta_2 \cup -\alpha \cup \sigma_1$ through curves of length

$$\leq (1 + \epsilon_0)|\partial D'| + (2n + C)\sqrt{\text{Area}(D)} + 2d_{D'} + \delta.$$

In exactly the same way we homotop $\beta_2 \cup -\alpha \cup \sigma_1$ to l_2 using the inductive assumption for the other disc $D_2 = D' \setminus D_1$.

This proves that $\text{pdias}(D) \leq (1 + \epsilon_0)|\partial D| + 2[n(D)]\sqrt{\text{Area}(D)} + C\sqrt{\text{Area}(D)} + 2d_D$.

This completes the proof of A. The proof of its relative version B is almost identical to the proof of A. □

Lemma 2.3. (Small Area) *Given a positive ϵ_0 there exists a positive ϵ , such that if $D \subset D_0$ with $\text{Area}(D) < \epsilon$, then*

$$\text{pdias}(D, D_0) \leq (1 + \epsilon_0)|\partial D|,$$

when $|\partial D| \leq 6\sqrt{\epsilon}$, and

$$\text{pdias}(D, D_0) \leq (1 + \epsilon_0)|\partial D| + 2\lceil \log_{\frac{3}{4}} \left(\frac{|\partial D| - 4\sqrt{\text{Area}(D)}}{2\sqrt{\text{Area}(D)}} \right) \rceil \sqrt{\text{Area}(D)} + 2d_D,$$

when $|\partial D| > 6\sqrt{\epsilon}$.

Proof. Lemma 2.2 B implies that in order to prove the second inequality it is enough to find $\epsilon > 0$ such that for all subdiscs D' of D with $|\partial D'| \leq 6\sqrt{\epsilon}$

$$\text{pdias}(D', D_0) \leq (1 + \epsilon_0)|\partial D'| + 2d_{D'}.$$

For all sufficiently small radii r every ball $B_r(p) \subset D$ is bilipschitz homeomorphic to a convex subset of the positive half-plane \mathbb{R}_+^2 with bilipschitz constant $L = 1 + O(r^2)$.

Hence, for a sufficiently small ϵ if $|\partial D'| \leq 6\sqrt{\epsilon}$, then $\text{pdias}(D', D_0) \leq (1 + O(\epsilon))\text{pdias}(U, V)$, where $U \subset V \subset \mathbb{R}_+^2$, $|\partial U| \leq (1 + O(\epsilon))|\partial D'|$ and V is convex. We will show that $\text{pdias}(U, V) \leq |\partial U|$ thereby proving the result.

Let $p, q \in \partial U$ and $l_1 : [0, 1] \rightarrow V$, $l_2 : [0, 1] \rightarrow V$ be two arcs of ∂U from p to q . Let $\alpha_i^j : [0, 1] \rightarrow V$ denote a parametrized straight line from p to $l_i(t)$. We define a homotopy of paths from l_1 to l_2 as $\gamma_t = \alpha_{2t}^1 \cup l_1|_{[2t, 1]}$ for $0 \leq t \leq \frac{1}{2}$ and $\gamma_t = \alpha_{2-2t}^2 \cup l_2|_{[2-2t, 1]}$. We have $|\gamma_t| \leq \max(|l_1|, |l_2|) \leq |\partial U|$.

Now we can choose $\epsilon > 0$ so that $(1 + O(\epsilon))\text{pdias}(U, V) \leq (1 + \epsilon_0)\text{pdias}(U, V)$, and the desired assertion follows. □

Remark. Note that it is not difficult to prove the existence of $\epsilon > 0$ such that for each disc $D \subset D_0$ of area $\leq \epsilon$ one has $pdias(D, D_0) \leq |\partial D|$. Yet the proof is more complicated than the proof above. Moreover, this strengthening of Lemma 2.3 does not lead to any improvements of our main estimates. Therefore, we decided to state Lemma 2.3 only in its weaker form.

3. SUBDIVISION BY SHORT CURVES

The following theorem was proven by P. Papasoglu in [P]. For the sake of completeness we will present a proof which is a slightly simplified version of the proof given by Papasoglu.

Theorem 3.1. (Sphere Subdivision) *Let $M = (S^2, g)$ be a Riemannian sphere. For every $\delta > 0$ there exists a simple closed curve γ subdividing M into two discs D_1 and D_2 , such that $\frac{1}{4}Area(M) \leq Area(D_i) \leq \frac{3}{4}Area(M)$ and $|\gamma| \leq 2\sqrt{3}\sqrt{Area(M)} + \delta$*

Proof. Consider the set S of all simple closed curves on M dividing M into two subdiscs each of area $\geq \frac{1}{4}Area(M)$. To see that this set is non-empty one can take a level set of a Morse function on M and connect its components by geodesics. From arcs of these geodesics one can obtain paths between components of the level set that can be made disjoint by a small perturbation. Traversing each of the connecting paths twice one obtains a closed curve that becomes simple after a small perturbation.

Choose a positive ϵ . Let $\gamma \in S$ be a curve that is ϵ -minimal. (In other words, its length is greater than or equal to $\inf_{\tau \in S} |\tau| + \epsilon$.) Let D be one of the two discs forming $M \setminus \gamma$ that has area $\geq \frac{1}{2}Area(M)$. If we subdivide γ into four equal arcs then by Besicovitch Lemma there is a curve α connecting two opposite arcs of length $\leq \frac{\sqrt{3}}{2}\sqrt{A}$. Observe that α subdivides D into two discs, and at least one of these discs has area $\geq \frac{1}{4}Area(M)$. Hence, the boundary of this disc is an element of S of length $\leq \frac{3}{4}|\gamma| + |\alpha|$. By ϵ -minimality of γ we must have

$$|\gamma| \leq \frac{3}{4}|\gamma| + \frac{\sqrt{3}}{2}\sqrt{A} + \epsilon.$$

Therefore, $|\gamma| \leq 2\sqrt{3}\sqrt{A} + 4\epsilon$. □

Our next result is an analog of the previous result for 2-discs.

Proposition 3.2. (Disc Subdivision Lemma) *Let D be a Riemannian 2-disc. For any $\delta > 0$ there exists a subdisc $\overline{D} \subset D$ satisfying*

- (1) $\frac{1}{4}Area(D) - \delta^2 \leq Area(\overline{D}) \leq \frac{3}{4}Area(D) + \delta^2$
- (2) $|\partial \overline{D} \setminus \partial D| \leq 2\sqrt{3}\sqrt{Area(D)} + \delta$

Proof. Without any loss of generality we can assume $\delta \leq \frac{\sqrt{\text{Area}(D)}}{10}$. Attach a disc D' of area $\leq \delta^2$ to the boundary of D so that $M = D' \cup D$ is a sphere of area $\leq \text{Area}(D) + \delta^2$. We apply Theorem 3.1 to M to obtain a close curve γ of length $\leq 2\sqrt{3}\sqrt{\text{Area}(D)} + \delta$ that divides D into two subdiscs D_1 and D_2 with areas in the interval $[\frac{1}{4}\text{Area}(D) - \delta^2, \frac{3}{4}\text{Area}(D) + \delta^2]$. Without any loss of generality we can assume that either γ does not intersect $|\partial D|$ or intersects it transversally. (Note that the idea of attaching a disc of a very small area to the boundary of D and applying Theorem 3.1 appears in [BS].)

If $\gamma \cap \partial D$ is empty then $D_i \subset D$ for one of D_i 's and setting $\bar{D} = D_i$ we obtain the desired result.

A more difficult case arises when $\gamma \cap \partial D \neq \emptyset$. For each $i = 1, 2$ $D_i \cap D$ may have several connected components. Those components, D^j , are subdiscs of D of area $\leq \frac{3}{4}\text{Area}(D) + \delta^2$. If the area of one of them is $\geq \frac{1}{4}\text{Area}(D) - \delta$, then we can choose this subdisc as \bar{D} , and we are done. Otherwise, we can start erasing connected components of $\gamma \cap D$ one by one. When we erase a connected component of $\gamma \cap D$, the two subdiscs adjacent to the erased arc merge into a larger subdisc of area $\leq \frac{1}{2}\text{Area}(A) - 2\delta^2$. We continue this process until we obtain a new subdisc of area $\geq \frac{1}{4}\text{Area}(A) - \delta^2$, and choose this subdisc as \bar{D} . \square

Remark. Theorem 3.1 naturally leads to the following question: For which values of $a \in (\frac{1}{4}, \frac{1}{2})$ does there exist a constant $c(a)$ such that every Riemannian 2-sphere of area A can be subdivided into two discs of area $> aA$ by a simple closed curve of length $\leq c(a)\sqrt{A}$? It is not difficult to see that a cannot exceed $\frac{1}{3}$. Indeed, consider a three-legged starfish made out of three congruent halves of very thin ellipsoids of revolution. The length of each of these halves of ellipsoids of revolution is much larger than the square root of its area, and the area of its subset formed by all points at the distance $< \text{const}\sqrt{A}$ from the line, where it meets the other two pieces, is infinitesimally small. Using these remarks it is not difficult to see that no matter how one places a simple closed curve of length $\leq \text{const}\sqrt{A}$ on the three-legged starfish, the area of the smaller one of the two discs bounded by this curve can be at most $(\frac{1}{3} + o(1))A$. On the other hand, one of the authors (E.L.) recently proved the existence of an absolute constant C such that each Riemannian 2-sphere of area A can be subdivided into two discs of area $\geq \frac{1}{3}A$ by a simple closed curve of length $\leq C\sqrt{A}$ ([L2]).

4. BOUNDS FOR $d_{D'}$.

We will also need the following lemmae relating d_D with $d_{D'}$ for a subdisc D' of D .

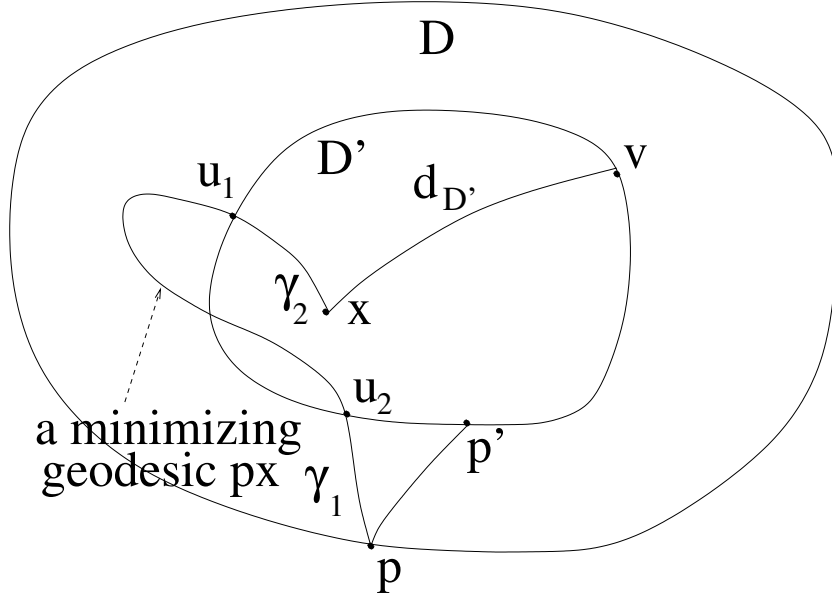


FIGURE 7.

Lemma 4.1. *Let D' be a subdisc of D , $p \in \partial D$ and $p' \in \partial D'$ be two points connected by a minimizing geodesic α in D . Then $d_{D'} + |\alpha| \leq d_D + |\partial D'|$*

Proof. Let β be a minimizing geodesic in D' from a point on the boundary of D' to a point $x \in D'$, s.t. $|\beta| = d_{D'}$ (It exists by compactness). Let γ be a minimizing geodesic from p to x . Denote by γ_1 the arc of γ from p to a point u_2 where it first intersects $\partial D'$ and by γ_2 the arc from a point u_1 where it last intersects $\partial D'$ to x (see Fig. 7).

Then by triangle inequality

$$|\alpha| \leq |\gamma_1| + \frac{1}{2}|\partial D'|,$$

$$|\beta| \leq |\gamma_2| + \frac{1}{2}|\partial D'|.$$

Hence, $d_{D'} + |\alpha| \leq d_D + |\partial D'|$. □

Lemma 4.2. *Suppose $D' \subset D$ is a subdisc such that $\partial D' \cap \partial D \neq \emptyset$. Then $d_{D'} \leq d_D + |\partial D' \setminus \partial D|$.*

Proof. Note that $\partial D' \setminus \partial D$ is a collection of countably many open arcs with endpoints on ∂D .

Let β be a minimizing geodesic in D' from a point $p \in \partial D'$ to a point $x \in D'$, such that $|\beta| = d_{D'}$. Let α be a minimizing geodesic in D from p to x (see Fig. 8).

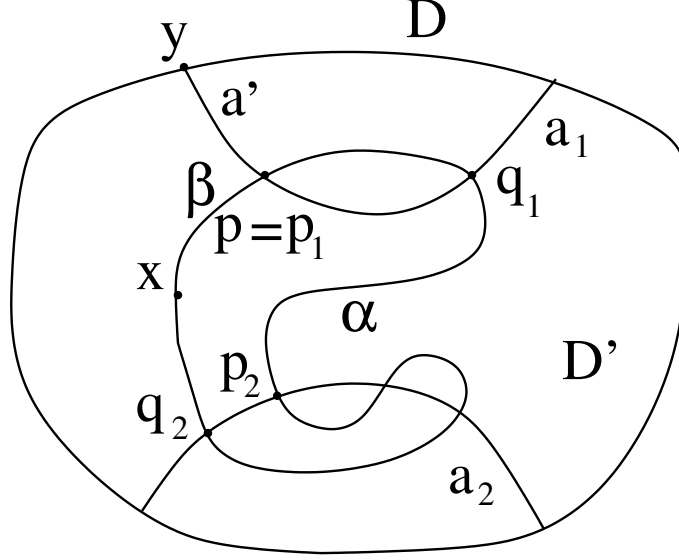


FIGURE 8.

We will construct a new curve α' which agrees with α on the interior of D' and lies entirely in the closed disc D' . If α does not intersect any arcs of $\partial D' \setminus \partial D$ we set $\alpha' = \alpha$. Otherwise, let a_1 denote the first arc of $\partial D' \setminus \partial D$ intersected by α . Let p_1 (resp. q_1) denote the point where α intersects a_1 for the first (resp. last) time. (If $p \in \partial D' \setminus \partial D$, then $p_1 = p$.) We replace the arc of α from p_1 to q_1 with the subarc of a_1 . We call this new curve α_1 . We find the next (after a_1) arc $a_2 \subset \partial D' \setminus \partial D$ that α_1 intersects and replace a subarc of α_1 with a subarc of a_2 . We continue this process inductively until we obtain a curve $\alpha' = \alpha_n$ that lies in D' .

Note that $|\beta| \leq |\alpha'| \leq |\alpha| + |\partial D' \setminus \partial D|$. Hence, if $p \in \partial D$, then $|\alpha| \leq d_D$ and we are done.

If p belongs to an arc $a \subset \partial D' \setminus \partial D$, then let a' be a subarc of a connecting p to a point y of ∂D , such that $a' \cap \alpha' = \{p\}$. (Note, that in this case $p = p_1$.) Then $|\alpha| \leq \text{dist}_D(x, y) + |a'| \leq d_D + |a'|$, and $d_{D'} = |\beta| \leq |\alpha'| \leq |\alpha| + |\partial D' \setminus (\partial D \cup a')| \leq |\alpha| + |\partial D' \setminus \partial D| - |a'| \leq d_D + |\partial D' \setminus \partial D|$. \square

5. PROOF OF THEOREM 1.1 A-C.

We are now ready to prove statements A to C of Theorem 1.8.

Let ϵ_0 be an arbitrary positive number less than 0.001. Fix an $\epsilon = \epsilon(\epsilon_0) > 0$ small enough for Lemma 2.3.

Let N be an integer defined by

$$\left(\frac{4}{3}\right)^{N-1}\epsilon \leq \text{Area}(D) < \left(\frac{4}{3}\right)^N\epsilon$$

Let $\delta < \min\{\epsilon, (\frac{4}{3})^N\epsilon - \text{Area}(D)\}$. For each $n \in \{0, 1, \dots, N\}$ and for every subdisc $D' \subset D$ with $(\frac{4}{3})^{n-1}\epsilon - \frac{\delta}{2^{N-n+1}} \leq \text{Area}(D') < (\frac{4}{3})^n\epsilon - \frac{\delta}{2^{N-n}}$ we will show

A. If $|\partial D'| \leq 2\sqrt{3}\sqrt{\text{Area}(D)}$ then

$$pdias(D', D) \leq |\partial D'| + 664\sqrt{\text{Area}(D')} + 2d_{D'}.$$

B. If $|\partial D'| \leq 6\sqrt{\text{Area}(D)}$ then

$$pdias(D', D) \leq |\partial D'| + 686\sqrt{\text{Area}(D')} + 2d_{D'}.$$

C. If $|\partial D'| > 6\sqrt{\text{Area}(D)}$ then

$$\begin{aligned} pdias(D', D) &\leq (1+\epsilon_0)|\partial D'| + 2\lceil \log_{\frac{4}{3}}\left(\frac{|\partial D'| - 4\sqrt{\text{Area}(D')}}{2\sqrt{\text{Area}(D')}}\right) \rceil \sqrt{\text{Area}(D')} + 686\sqrt{\text{Area}(D')} + 2d_{D'} \\ &\leq 2|\partial D'| + 686\sqrt{\text{Area}(D')} + 2d_{D'}. \end{aligned}$$

Passing to the limit as $\epsilon_0 \rightarrow 0$, we will obtain the assertion of the theorem.

For $n = 0$ we have $\text{Area}(D') \leq \epsilon$, and so by Lemma 2.3 we are done. Assume the result holds for every integer less than n . By Lemma 2.2 statement C can be reduced to the following statement:

C' . For every subdisc $D'' \subset D'$ such that $|\partial D''| \leq 6\sqrt{\text{Area}(D')}$ we have

$$pdias(D'', D) \leq |\partial D''| + 686\sqrt{\text{Area}(D'')} + 2d_{D''}.$$

In particular this implies statement B. While proving C' we will sometimes make special considerations for the case $|\partial D''| \leq 2\sqrt{3}\sqrt{\text{Area}(D')}$, which will be needed to prove statement A.

For any $p, q \in \partial D''$ we will construct a homotopy between the two arcs satisfying this bound.

Let l_1 and l_2 be two arcs of $\partial D''$ connecting p and q . Let $\overline{D} \subset D''$ by a subdisc satisfying the conclusions of Proposition 3.2 with δ equal to our current δ (defined at the beginning of this section) divided by 2^{N+2} .

We have two cases.

Case 1. $\partial \overline{D} \cap \partial D''$ is nonempty. Then $\partial \overline{D} \setminus \partial D''$ is a collection of arcs $\{a_i\}$. For each arc a_i we have a corresponding subdisc $D_i \subset D'' \setminus \overline{D}$ with $a_i \subset \partial D_i$ and $\text{Area}(D_i) \leq \frac{3}{4}\text{Area}(D'') + \frac{\delta}{2^{N-n+2}} < (\frac{4}{3})^{n-1}\epsilon - \frac{\delta}{2^{N-n+1}} \leq \text{Area}(D')$.

If $l_1^i = l_1 \cap \partial D_i$ is a non-empty arc, we use the inductive assumption to define a path homotopy of l_1^i to $\partial D_i \setminus l_1^i$ through curves of length

$$\begin{aligned} &\leq 2|\partial D_i| + \left(\frac{\sqrt{3}}{2}686 + 4\sqrt{3}\right)\sqrt{\text{Area}(D'')} + 2d_{D''} + O(\delta), \\ &\leq |\partial D_i| + 686\sqrt{\text{Area}(D'')} + 2d_{D''} + O(\delta), \end{aligned}$$

where we have used Lemma 4.2 to bound d_{D_i} .

This procedure homotopes l_1 to a curve $l \subset l_2 \cup \partial \bar{D}$. Now using the inductive assumption for \bar{D} we continue our homotopy from l_1 to l_2 without exceeding the length bound. (At this stage we will get rid of \bar{D} .) At the end of this stage it remains only to homotope arcs on $\partial \bar{D}$ to corresponding arcs of l_2 through some of the discs D_i . This step is similar to the already described step involving arcs of l_1 .

Virtually the same argument proves statement A in this case.

Note that diameter term d_D is not used in an essential way in this case. Its necessity comes from Case 2.

Case 2. $\partial \bar{D}$ does not intersect $\partial D''$. Denote $\partial \bar{D}$ by γ . $D'' \setminus \gamma$ is the union of an annulus A and an open disc \bar{D} . Let α_1 (resp. α_2) be a minimizing geodesic from p (resp. q) to γ . Let γ_i denote the arc of γ , such that $l_i \cup \alpha_2 \cup -\gamma_i \cup -\alpha_1$ bounds a disc D_i whose interior is in the annulus A . Note that $\text{Area}(D_i) \leq \frac{3}{4}\text{Area}(D'') + O(\delta)$.

Proposition 5.1. *A. If $|l_i| \leq 2\sqrt{\text{Area}(D')} + O(\delta)$ then there is a homotopy from l_i to $\alpha_1 \cup \gamma_i \cup -\alpha_2$ through curves of length $\leq 664\sqrt{\text{Area}(D')} + 2d_{D''} + O(\delta)$.*

B. If $2\sqrt{\text{Area}(D')} < |l_i| \leq 6\sqrt{\text{Area}(D')} + O(\delta)$ then there is a homotopy from l_i to $\alpha_1 \cup \gamma_i \cup -\alpha_2$ through curves of length $\leq 686\sqrt{\text{Area}(D')} + 2d_{D''} + O(\delta)$.

To prove Proposition 5.1 we will need the following lemma (see Fig. 4).

Lemma 5.2. *If $|\partial D_i| > M = \max\{10\sqrt{3}\sqrt{\text{Area}(D')}, 4|l_i| + 2\sqrt{3}\sqrt{\text{Area}(D')}\} + O(\delta)$, then there exists a geodesic β of length $\leq \frac{\sqrt{3}}{2}\sqrt{\text{Area}(D)} + O(\delta)$ connecting α_1 to α_2 such that the endpoints of β divide ∂D_i into two arcs of length $\leq \frac{3}{4}|\partial D_i|$.*

Proof. We subdivide ∂D_i into four equal subarcs, starting from point p . By Besicovitch lemma we can connect two opposite arcs by a curve β of length $\leq \frac{\sqrt{3}}{2}\sqrt{\text{Area}(D'')} + O(\delta)$. Now we consider different cases.

Suppose first that β connects a point of α_k ($k = 1$ or 2) with another point of α_k . Since α_k is length minimizing we obtain $\frac{1}{4}|\partial D_i| \leq \frac{\sqrt{3}}{2}\sqrt{\text{Area}(D'')} + O(\delta)$ so $|\partial D_i| \leq 2\sqrt{3}\sqrt{\text{Area}(D')} + O(\delta)$.

If β connects a point of l_i to another point of l_i then $|l_i| \geq \frac{1}{4}|\partial D_i|$. Similarly, if β connects two points of γ_i then $|\partial D_i| \leq 8\sqrt{3}\sqrt{\text{Area}(D'')} + O(\delta)$.

Suppose β connects a point of l_i to a point of γ_i . Since α_1 and α_2 are length minimizing, we must have $|\alpha_1| + |\alpha_2| \leq |l_i| + 2|\beta|$, so $|\partial D_i| \leq 2|l_i| + 2|\beta| + |\gamma_i| \leq 2|l_i| + 3\sqrt{3}\sqrt{\text{Area}(D')}$.

Suppose β connects a point x of γ_i and a point y of α_k . Since α_i is a geodesic minimizing distance to the curve γ , we conclude that the subarc of α_i between y and γ_i has length $\leq |\beta|$. Hence, $\frac{1}{4}|\partial D_i| \leq |\gamma_i| + |\beta|$, so $|\partial D_i| \leq 10\sqrt{3}\sqrt{\text{Area}(D')} + O(\delta)$.

Now, suppose β connects a point of l_i and a point of α_k . Then $\frac{1}{4}|\partial D_i| \leq |l_i| + |\beta|$ yielding $|\partial D_i| \leq 4|l_i| + 2\sqrt{3}\sqrt{\text{Area}(D')}$.

If $|l_i| \leq 2\sqrt{3}\sqrt{\text{Area}(D')}$, then in all of the above cases we have $|\partial D_i| \leq 10\sqrt{3}\sqrt{\text{Area}(D')} + O(\delta)$. If $|l_i| > 2\sqrt{3}\sqrt{\text{Area}(D')}$, then $|\partial D_i| \leq 4|l_i| + 2\sqrt{3}\sqrt{\text{Area}(D')}$.

The only remaining case is when β connects α_1 to α_2 . \square

Proof of Proposition 5.1. Proof of B. Suppose first that $|\partial D_i| \leq M$.

Since $\text{Area}(D_i) \leq \frac{3}{4}\text{Area}(D'') + \frac{\delta}{2^{N-n+2}}$ and using the inductive assumption we can homotope l_i to $\alpha_1 \cup \gamma_i \cup -\alpha_2$ through curves of length

$$\leq (2 + \epsilon_0)|\partial D_i| + 686\sqrt{\text{Area}(D_i)} + 2d_{D_i} + O(\delta).$$

Note that since $|l_i| \leq 6\sqrt{\text{Area}(D')} + O(\delta)$, we have $M \leq (24 + 2\sqrt{3})\sqrt{\text{Area}(D')} + O(\delta)$ and $M - |l_i| \leq \max\{10\sqrt{3}\sqrt{\text{Area}(D')}, 3|l_i| + 2\sqrt{3}\sqrt{\text{Area}(D')}\} + O(\delta) \leq (18 + 2\sqrt{3})\sqrt{\text{Area}(D')} + O(\delta)$.

Therefore, using Lemma 4.2 the lengths of curves in the homotopy are bounded by

$$\begin{aligned} &\leq |\partial D''| + (18 + 2\sqrt{3} + 24 + 2\sqrt{3} + \frac{\sqrt{3}}{2}686 + 2(18 + 2\sqrt{3}))\sqrt{\text{Area}(D')} + 2d_{D''} + O(\delta) \\ &< |\partial D''| + 686\sqrt{\text{Area}(D')} + 2d_{D''} \end{aligned}$$

Note that our choice of the constant $686 > (78 + 8\sqrt{3})/(1 - \frac{\sqrt{3}}{2})$ is motivated by the last of these inequalities.

Now consider the case, when $|\partial D_i| > M$. Lemma 5.2 implies that we can subdivide D_i into two subdiscs D_i^1 and D_i^2 of boundary length $\leq \frac{3}{4}|\partial D_i| + \frac{\sqrt{3}}{2}\sqrt{\text{Area}(D')} + O(\delta)$ by a curve β_1 connecting α_1 and α_2 . For each of subdiscs D_i^j we have an argument completely analogous to that of Lemma 5.2. We apply it repeatedly until we obtain a sequence of discs D^k stacked on top of each other with $|\partial D^1| \leq M$ and $|\partial D^k| \leq (10\sqrt{3})\sqrt{\text{Area}(D')} + O(\delta)$ for $k \geq 2$ (see Fig. 5). The discs are separated by Besicovitch geodesics $\{\beta^k\}$. Let α_1^k (correspondingly, α_2^k) denote the subarcs of α_1 (correspondingly, α_2) between p (resp. q) and the endpoint of β^k .

We homotope l_i to $\alpha_1^1 \cup \beta^1 \cup -\alpha_2^1$ as described above. Then we homotope $\alpha_1^k \cup \beta^k \cup -\alpha_2^k$ to $\alpha_1^{k+1} \cup \beta^{k+1} \cup -\alpha_2^{k+1}$ using the inductive assumption in disc D^{k+1} through

curves of length

$$\begin{aligned} &\leq (2 + \epsilon_0)|\partial D^{k+1}| + 686\sqrt{\text{Area}(D^{k+1})} + 2d_{D^{k+1}} + |\alpha_1| + |\alpha_2| \\ &\leq ((40+10\epsilon_0)\sqrt{3} + \frac{\sqrt{3}}{2}686)\sqrt{\text{Area}(D')} + 2d_{D'} + O(\delta) < 686\sqrt{\text{Area}(D')} + 2d_{D'} + O(\delta), \end{aligned}$$

where we have used Lemma 4.1 to bound $2d_{D^{k+1}} + |\alpha_1| + |\alpha_2|$.

The proof of A is analogous with the only difference that both M and $M - |l_i|$ are majorized by $\leq 10\sqrt{3}\sqrt{\text{Area}(D')}$. The only purpose of A is to obtain a somewhat better value of the constant at $\sqrt{\text{Area}(D)}$ in Theorems 1.3 A and Theorem 1.6 A. Therefore we omit the details.

This finishes the proof of Propostion 5.1.

Using Propostion 5.1 we homotope l_1 to $\alpha_1 \cup \gamma_1 \cup -\alpha_2$. Using inductive assumption in the disc \overline{D} and Lemma 4.1 we homotop $\alpha_1 \cup \gamma_1 \cup -\alpha_2$ to $\alpha \cup \gamma_2 \cup -\alpha_2$. By applying Proposition 5.1 again we homotope $\alpha \cup \gamma_2 \cup -\alpha_2$ to l_2 . This finishes the proof of statements A to C of Theorem 1.8. The proof of statement D is presented in the last section.

6. SUBDIVISION BY SHORT CURVES II.

In this section we are going to prove the following theorem:

Theorem 6.1. *A. Let M be a Riemannian 2-sphere, p a point in M . For every positive ϵ there exists a simple loop on M of length $\leq 2 \max_{x \in M} \text{dist}(x, p) + \epsilon$ based at p that divides M into two discs with areas in the interval $(\frac{1}{3}\text{Area}(M) - \epsilon^2, \frac{2}{3}\text{Area}(M) + \epsilon^2)$.*

B. Let D be a Riemannian 2-disc. For every $\epsilon > 0$ there exists a curve β of length $\leq 2 \sup_{x \in D} \text{dist}(x, \partial D) + \epsilon$ with endpoints on the boundary ∂D , which does not self-intersect and divides D into subdiscs D_1 and D_2 satisfying

$$\frac{1}{3}\text{Area}(D) - \epsilon^2 \leq \text{Area}(D_i) \leq \frac{2}{3}\text{Area}(D) + \epsilon^2.$$

Proof. A. Fix a diffeomorphism $f : S^2 \rightarrow M$. Consider a very fine triangulation of S^2 . We are assuming that the length of the image of each 1-simplex of this triangulation under f does not exceed ϵ , and the area of the image of each 2-simplex does not exceed ϵ^2 . Extend this triangulation to a triangulation of D^3 constructed as the cone of the chosen triangulation of S^2 with one extra vertex v at the center. We are going to prove the assertion by contradiction. Assume that all simple loops of length $\leq 2d + \epsilon$ based at p divide M into two subdiscs one of which has area $\leq \frac{1}{3}\text{Area}(D) - \epsilon^2$. We are going to construct a continuous extension of f to D^3 obtaining the desired contradiction. We are going to map the center v of D into p . We are going to map each 1-simplex $[vv_i]$ of the considered triangulation of D^3 to a shortest

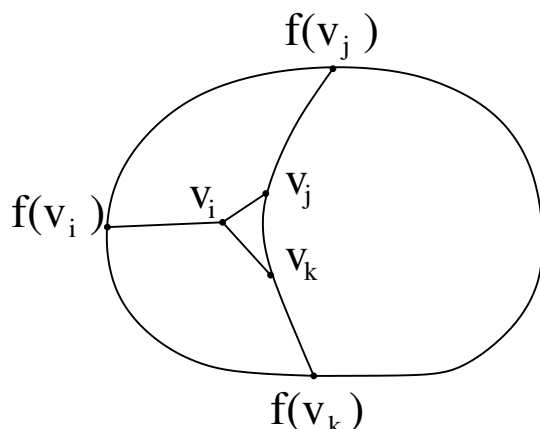


FIGURE 9.

geodesic connecting p with $f(v_i)$. We extend f to all 2-simplices $[vv_iv_j]$ by contracting the triangular loop formed by the shortest geodesics connecting p , $f(v_i)$ and $f(v_j)$ within one of two discs in M bounded by this loop that has a smaller area. This disc has area $\leq \frac{1}{3}Area(D) - \epsilon^2$. Now it remains to construct the extension of f to the interiors of all 3-simplices $[vv_iv_jv_k]$ of the chosen triangulation of D^3 . Note that the area of the image of the boundary of such a 3-simplex does not exceed $3(\frac{1}{3}Area(M) - \epsilon^2) + \epsilon^2 < Area(M)$. Therefore the restriction of the already constructed extension of f to this boundary has degree zero, and, therefore, is contractible. This completes our extension process and yields the desired contradiction.

B. We can deduce B from the proof of A by collapsing ∂D into a point p and repeating the argument used to prove part A for the resulting (singular) 2-sphere. Yet one can give another direct proof by contradiction as follows. Assume that the assertion of the theorem is false. Consider a very fine geodesic triangulation of the disc. Assume that the areas of all triangles are less than ϵ^2 . We are going to construct a retraction f of D onto ∂D , thereby obtaining a contradiction as follows: First we are going to map all new vertices of the triangulation. Each vertex will be mapped to (one of) the closest points on ∂D . Each edge v_iv_j will be mapped to one of two arcs in ∂D connecting $f(v_i)$ with $f(v_j)$. We have two possible choices. We choose the arc that together with the geodesic broken line $f(v_i)v_iv_jf(v_j)$ encloses a subdisc D_{ij} of D of a smaller area (which is $\leq \frac{1}{3}Area(D) - \epsilon^2$). Now we need to extend the constructed map to all triangles $v_iv_jv_k$ of the triangulation. We claim that the three arcs between $f(v_i)$, $f(v_j)$ and $f(v_k)$ do not cover ∂D , and, therefore, $f(\partial v_iv_jv_k)$ can be contracted within ∂D yielding the desired contradiction. Indeed, in the opposite case the discs D_{ij} , D_{ik} and D_{jk} would cover all D with a possible exception of a part of the triangle $v_iv_jv_k$ (see Fig. 9).

But this is impossible as the sum of their areas does not exceed $Area(D) - 3\epsilon^2$ which is strictly less than $Area(D) - \epsilon^2$.

Remark. One can ask for which values of $a \in (0, \frac{1}{2}]$ there exists a constant $c(a)$ with the following property: For each Riemannian sphere M of diameter d there exists a simple closed curve of length $\leq c(a)diam(M)$ dividing M into two discs of area $\geq a Area(M)$. Theorem 6.1 implies the positive answer for this question for all $a < \frac{1}{3}$ with $c(a) = 2$. However, one of the authors recently proved that the answer for this question is negative if $a = \frac{1}{2}$ ([L2]). Moreover, the main result of [L2] asserts that there is no C such that for every Riemannian 2-sphere M and $\epsilon > 0$ there exists a finite collection of simple closed curves on M of length $\leq C diam(M)$ dividing M into two domains of area $\geq \frac{1}{2} Area(M) - \epsilon$. On the other hand, Theorem 6.1 easily implies the following result:

Theorem 6.2. *For each $a \in (0, \frac{1}{2})$ there exists a constant $C(a)$ such that for every Riemannian 2-sphere M there exists a simple closed curve of length $\leq C(a)diam(M)$ dividing M into two discs of area $\geq aArea(M)$.*

Proof. First, use Theorem 6.1 A to divide M into two discs D_1, D_2 of area $\geq Area(M)/3 - \epsilon^2$ by a simple closed curve of length $\leq 2diam(M) + \epsilon$. Apply Theorem 6.1 B to D_1 and D_2 obtaining discs $D_{ij}, i, j \in \{1, 2\}$. Keep applying Theorem 6.1 B to each of the new discs obtained on the previous step providing that its area is $\geq (\frac{1}{2} - a)Area(M)$. We are going to stop only after the areas of all the discs will become $< (\frac{1}{2} - a)Area(M)$. As each application of Theorem 6.1 decreases the area of the disc at least by a factor of $\frac{2}{3} - o(1)$, the total number of “cuts” will be bounded by a constant $F(a)$ depending only on a (that, obviously, behaves as $2^{\log \frac{2}{3} - o(1)(\frac{1}{2} - a)}$, as $\epsilon \rightarrow 0$). As $\sup_{x \in U} dist(x, \partial U) \leq diam(M)$ for each subdomain $U \subset M$, the total length of all “cuts” does not exceed $F(a)(2diam(M) + \epsilon)$. So, we obtain a cell subdivision of M into $N \leq F(a) + 1$ discs of area $< (\frac{1}{2} - a)Area(M)$. It is well-known that every cell subdivision of a 2-sphere into a finite collection of cells is shellable, that is, we can enumerate these N discs by integers $1, \dots, N$ so that for every positive integer $k < N$ the union of the first k discs and the complement of this union are both homeomorphic to a disc. It is clear that starting from the first disc and attaching the discs one by one we will find a value of $k < N$ such that the union of the first k discs has an area between $aArea(M)$ and $\frac{1}{2}Area(M)$. \square

7. PROOFS OF THEOREM 1.2, 1.3 AND 1.6 D

Definition 7.1. For each disc D define δ_D by the formula $\delta_D = \sup_{x \in D} dist(x, \partial D)$.

Note the following properties of δ_D :

1. $d_D - \frac{|\partial D|}{2} \leq \delta_D \leq d_D$.
2. If $D' \subset D$ then $\delta_{D'} \leq \delta_D$.

Lemma 7.2. *For each $n \geq 1$ $pdias(D) \leq 2|\partial D| + 2d_D + 8n\delta_D + 686\sqrt{(\frac{2}{3})^n Area(D)}$.*

Proof. The proof is by induction on n . If $n = 0$, then Theorem 1.2 implies that $pdias(D) \leq 2|\partial D| + 2d_D + 686\sqrt{Area(D)}$

Suppose the claim is true for $n-1$. Choose $\epsilon > 0$ that can later be made arbitrarily small. We use Theorem 6.1 to subdivide D into two subdiscs of area $\leq \frac{2}{3}Area(D) + \epsilon^2$ by a curve β of length $\leq 2\delta_D + \epsilon^2$.

The inductive assumption implies that we can homotope an arc of l_1 (from the definition of $pdias$) over each of D_i via curves of length less than or equal to $2|\partial D| + 2|\beta| + 2d_{D_i} + 8(n-1)\delta_{D_i} + 686\sqrt{(\frac{2}{3})^{n-1}Area(D_i)} + O(\epsilon)$.

We have $d_{D_i} \leq d_D + |\beta|$ by Lemma 4.2. Hence the lengths of the curves are bounded by $2|\partial D| + 8n\delta_D + 2d_D + 686\sqrt{(\frac{2}{3})^n Area(D)} + O(\epsilon)$. \square

The next proposition allows us to somewhat improve our estimates by getting rid of an extra $|\partial D|$. A simple informal idea behind its proof is that a search for a path homotopy between two complementary arcs in the boundary of D can be reduced to a search for a family of path homotopies between pairs of minimizing geodesics (of the same length) connecting certain pairs of points of ∂D . To be more precise we will be dealing with triangles, where one of sides is very short, and two other sides are minimizing geodesics; we will be looking for path homotopies between a pair of sides of the triangle and the remaining side.

Proposition 7.3. *Suppose that $f(x, y, z)$ is a continuous function such that $pdias(D) \leq f(|\partial D|, diam(D), Area(D))$ for every disc D . Then*

$$pdias(D) \leq \max_{0 \leq t \leq |\partial D|} |\partial D| - t + f(\min\{2(|\partial D| - t), 2t, 2diam(D)\}, diam(D), Area(D))$$

Proof. Let p, q be the endpoints of $l_1 \cup -l_2 = \partial D$ and β be a minimizing geodesic from p to q . We will construct a homotopy from l_1 to β . We choose a small $\epsilon > 0$ and partition $[0, 1]$ by $N + 1$ points $\{0 = a_0, \dots, a_N = 1\}$ so that $|l_1([a_i, a_{i+1}])| \leq \epsilon$. Let α_i denote a minimizing geodesic from p to $l_1(a_i)$, where $\alpha_{N+1} = \beta$. Inductively we homotop $\alpha_i \cup l_1([a_i, 1])$ to $\alpha_{i+1} \cup l_1([a_{i+1}, 1])$. More precisely, we are looking for a path homotopy between $\alpha_i \cup l_1([a_i, a_{i+1}])$ and α_{i+1} while keeping $l_1([a_{i+1}, 1])$ unchanged (see Fig. 10).

Consider the subdisc bounded by $\partial D^i = \alpha_i \cup l_1([a_i, a_{i+1}]) \cup -\alpha_{i+1}$. Since α_i are length minimizing we have $|\partial D^i| \leq \min\{2(|\partial D| - t) + \epsilon, 2t + \epsilon, 2diam(D)\} + \epsilon$, where $t = |l_1([0, a_i])|$. Using our assumption we obtain a homotopy from $\alpha_i \cup l_1([a_i, 1])$ to $\alpha_{i+1} \cup l_1([a_{i+1}, 1])$. The homotopy between β and l_2 can be constructed in the same way. It remains to pass to the limit as $\epsilon \rightarrow 0$. \square

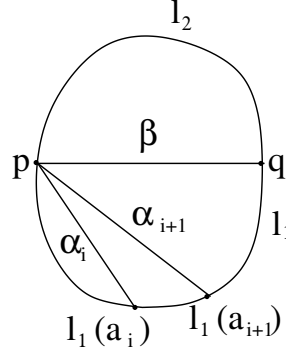


FIGURE 10.

In particular, we can now prove statement D of Theorem 1.8. From statements B, C we know that

$$pdias(D) \leq |\partial D| + 2 \max\{0, \lceil \log_{\frac{4}{3}} \left(\frac{|\partial D| - 4\sqrt{Area(D)}}{2\sqrt{Area(D)}} \right) \rceil \} \sqrt{Area(D)} + 686\sqrt{Area(D)} + 2d_D.$$

Then if we set $L_t = \min\{2(|\partial D| - t), 2t, 2diam(D)\}$ we obtain an estimate

$$pdias(D) < \max_t \left(|\partial D| - t + \frac{L_t}{2} \right) + \frac{L_t}{2} + 2 \max\{0, \lceil \log_{\frac{4}{3}} \left(\frac{L_t - 4\sqrt{Area(D)}}{2\sqrt{Area(D)}} \right) \rceil \} \sqrt{Area(D)} + 686\sqrt{Area(D)} + 2diam(D)$$

$$\leq |\partial D| + 2 \max\{0, \lceil \log_{\frac{4}{3}} \left(\frac{diam(D)}{\sqrt{Area(D)}} - 2 \right) \rceil \} \sqrt{Area(D)} + 686\sqrt{Area(D)} + 3diam(D),$$

as $L_t \leq 2diam(D)$ and $-t + \frac{L_t}{2} \leq 0$. The formula for excess follows from this estimate.

An analogous coarser estimate that uses Theorem 1.2 instead of Theorem 1.8 C yields

$$pdias(D) \leq |\partial D| + 5diam(D) + 686\sqrt{Area(D)}.$$

Proof of Theorem 1.3

Using Lemma 7.2 we obtain

$$pdias(D) \leq |\partial D| + (5 + 8n)diam D + 686\sqrt{\left(\frac{2}{3}\right)^n Area(D)} + O(\epsilon)$$

Let k be any positive number, such that $n = 2 \log_{3/2} \left(\frac{\sqrt{Area(D)}}{diam(D)^k} \right)$ is a natural number. Then the previous estimate can be written as

$$pdias(D) \leq |\partial D| + (686k + 5 + 16 \log_{3/2}(\frac{1}{k}) + 16 \log_{3/2}(\frac{\sqrt{Area(D)}}{diam(D)}))diam(D)$$

Suppose first that $\sqrt{Area(D)} > (\frac{2}{3})^{6.5}diam(D)$. Note that for some $k \in [(\frac{2}{3})^7, (\frac{2}{3})^{6.5}]$ we will have $2 \log_{3/2}(\frac{\sqrt{Area(D)}}{diam(D)k}) \in \mathbb{N}$. It is easy to check that for each k in this interval $686k + 16 \log_{3/2}(\frac{1}{k}) < 154$. Hence, from the previous inequality and using $\frac{16}{\ln(3/2)} < 40$ we obtain

$$pdias(D) \leq |\partial D| + 159diam(D) + 40 \ln(\frac{\sqrt{Area(D)}}{diam(D)})diam(D).$$

If $\sqrt{Area(D)} \leq (\frac{2}{3})^{6.5}diam(D)$, then

$$pdias(D) \leq |\partial D| + 5diam(D) + 686\sqrt{Area(D)} \leq |\partial D| + 50diam(D).$$

Remark. We can obtain a better asymptotic estimate if instead of a bound with $2|\partial D|$ we use the one from Theorem 1.8 with the logarithmic term. Then for $\frac{\sqrt{Area(D)}}{diam(D)} \rightarrow \infty$ we obtain $pdias(D) < |\partial D| + (\frac{12}{\ln \frac{3}{2}} + o(1)) \ln(\frac{\sqrt{Area(D)}}{diam(D)})diam(D)$. (Note that $\frac{12}{\ln \frac{3}{2}} = 29.5956\dots$).

Note that the 25 percent improvement of the constant at $diam(D) \ln \frac{\sqrt{Area(D)}}{diam(D)}$ (from $\frac{16}{\ln \frac{3}{2}}$ to $\frac{12}{\ln \frac{3}{2}}$) comes from the fact that the term $2|\beta|$ in the proof of Lemma 7.2 can be replaced by $|\beta|$, and $8n\delta_D$ in the right hand side in the inequality of Lemma 7.2 becomes $6n\delta_D$.

Proof of Theorem 1.4.

Let p be an arbitrary point of M . Take the metric ball $B_\epsilon(p)$ of a very small radius ϵ centered at p and choose a point $q \in \partial B_\epsilon(p)$. Applying Theorem 1.6 A we see that one can contract $\partial B_\epsilon(p)$ in $M \setminus B_\epsilon(p)$ as a loop based at q via loops of length not exceeding the right hand side in Theorem 1.3 A plus $O(\epsilon)$. Now we can attach two copies of the geodesic segment (pq) connecting p and q at the beginning and the end of each of those loops based at q . As the result, we will obtain a family of loops based at p . Finally, add a family of loops based at p that constitutes a homotopy between the constant loop p and $(pq) * \partial B_\epsilon(p) * (qp)$ and a family of loops that contracts $(pq) * (qp)$ over itself to the constant loop p . The lengths of all these new loops are $O(\epsilon)$. As the result, we obtain a family of loops based at p of lengths $\leq 664\sqrt{Area(M)} + 2diam(M) + O(\epsilon)$ that sweeps-out M . Now pass to the limit as $\epsilon \rightarrow 0$.

To prove inequality B we can proceed as above with the only difference that $\partial B_\epsilon(p)$ will be contracted in $M \setminus B_\epsilon(p)$ using Theorem 1.2 instead of Theorem 1.6 A. Finally, note that, when $\frac{\sqrt{\text{Area}(M)}}{\text{diam}(M)} \rightarrow \infty$, one can improve the constant in inequality B exactly as it had been described in the remark after the proof of Theorem 1.2 above. The result will be the last assertion in Theorem 1.2. \square

8. NEAR-OPTIMALITY OF UPPER BOUNDS FOR $\text{exc}(d, A)$ AND $\text{dias}(M)$. (PROOF OF THEOREMS AA AND BB.)

In this section we will use a modification of the examples from [FK] to prove Theorems AA and BB. The idea of these examples is to embed a large tree in a disc D and to define a Riemannian metric on D so that the distance between non-adjacent edges of the tree is comparable to the diameter of the disc, and the area of the disc is proportional to the number of edges. One observes then that every homotopy $(\gamma_t)_{t \in [0,1]}$ contracting the boundary γ_0 of the disc to a point will contain a closed curve γ_{t_*} that intersects at least n edges of the tree, where n is proportional to the height of the tree.

To obtain a better bound we will somewhat modify the construction in [FK]. We will use ternary trees instead of binary trees and define a metric on D which is flat away from the tree. Similar construction appeared in a work of Riley and Thurston [RT].

Define a ternary tree of height n inductively as follows. Ternary tree of height 0 is a point. A ternary tree of height n is obtained by taking a ternary tree of height $n - 1$ and attaching three new edges to each vertex that has less than three adjacent edges. A ternary tree of height n has $\frac{3}{2}(3^n - 1)$ edges. We regard a ternary tree as a metric 1-complex endowed with a metric, such that the length of each edge of the tree is equal to 1.

Let $N = \frac{3}{2}(3^n - 1)$ and consider a $2N$ -gon $Q \subset \mathbb{R}^2$. Connect each vertex of Q to a point a inside Q by a line segment. On each of $2N$ triangles obtained in this way we define a metric that turns it into a flat equilateral triangle. We obtain a flat metric on Q with a singularity at a (the total angle around a is $\frac{2N\pi}{3}$). We will now glue pairs of edges of Q so that they will form a ternary tree T . More precisely, consider a closed tour of the tree T so that each edge is traversed twice, and regard this tour as a quotient map $q : S^1 = \partial Q \rightarrow T$. Consider the quotient space obtained from the disjoint union of Q and T by identifying each point $z \in \partial Q$ with $q(z)$. The resulting quotient space will be a Riemannian 2-sphere which is singular at a point a and along T . We remove a very small metric disc D_0 around a with diameter, area and the length of boundary $< \epsilon$ for some very small positive ϵ . As a result we obtain a Riemannian 2-disc D with a boundary of length $< \epsilon$.

Let c denote the length of the side of the equilateral triangle used in the construction. If two points $x, y \subset T \subset D$ are at a distance ≥ 1 in T (with intrinsic tree metric) then the distance between them in D is at least $\frac{\sqrt{3}}{2}c$. Also, as $N \rightarrow \infty$ and $\epsilon \rightarrow 0$ the diameter d of D approaches $2c$ and the area is asymptotic to $\frac{\sqrt{3}}{8}Nd^2$.

We claim that for every homotopy $(\gamma_t)_{t \in [0,1]}$ contracting the boundary of D to a point there will be a closed curve γ_{t^*} of length $\geq \frac{\sqrt{3}}{2}nc$. As a corollary, it would immediately follow that *exc* function satisfies

$$\text{exc}(d, A) \geq \frac{1}{\ln(3)} d \ln\left(\frac{\sqrt{A}}{d}\right)(1 - o(1)),$$

when $\frac{\sqrt{A}}{d} \rightarrow \infty$.

To prove this we claim will use Theorem 0.6 from [CR] asserting that if there exists a homotopy γ_t from a boundary of a Riemannian 2-disc D to a point that passes through curves of length $\leq L$, then for each $\epsilon > 0$ there exists a diffeomorphism $g : D \rightarrow D_{st}$ from D to the standard Euclidean disc, such that the pre-image of each concentric circle has length $\leq L + \epsilon$. In other words, we can always replace an arbitrary contraction by a monotone contraction increasing the length of the longest curve by at most ϵ for an arbitrarily small positive ϵ . The following lemma then implies that at least one of the curves in a monotone contraction must be long.

Lemma 8.1. *Let T be a ternary tree of height n and $f : T \rightarrow \mathbb{R}$ a continuous function. Then for some point $x \in \mathbb{R}$ the level set $f^{-1}(x)$ contains n points x_1, \dots, x_n such that the distance between each pair x_i, x_j of these points in the tree metric is at least 1.*

Proof. The proof is by induction on the height of T . The claim is trivially true for a ternary tree of height 1. Assume it to be true for a tree of height $n - 1$.

Let $A = \max\{f(T)\}$ and $B = \min\{f(T)\}$. Consider a geodesic path $p \subset T$ between a point $a' \in f^{-1}(A)$ and a point $b' \in f^{-1}(B)$. We claim that there exists a ternary subtree $T' \subset T$ of height $n - 1$, such that $\text{dist}(T', p) \geq 1$. Indeed, let T_i denote three ternary subtrees that can be obtained from T by removing the root and three edges adjacent to it. Now we observe that every geodesic path in T intersects at most two of the three trees T_i .

By the inductive assumption there exists a point $u \in [A, B]$ such that $f^{-1}(u) \cap T'$ contains $n - 1$ points x_1, \dots, x_{n-1} such that all pairwise distances between these points are not less than 1. Definition of p immediately implies that $f^{-1}(u) \cap p$ is non-empty. Now we can choose any point of $f^{-1}(u) \cap p$ as x_n . \square

Lemma 8.1 holds for binary trees, but with n replaced by $n/2$ (see [FK]). This leads to a somewhat worse bound than if we were using a ternary tree.

Thus, we have established the first part of Theorem AA. In order to prove the second part of Theorem AA we are going to modify the above construction of the metric on the 2-disc as follows. First, choose the length of the boundary of the 2-disc ϵ so that $\delta = d\epsilon$ is much smaller than A (i.e. $\delta = Ao(1)$, as $\frac{\sqrt{A}}{d} \rightarrow 0$.) Now take $n = 5$ (and, therefore, $N = 363$), and $c = \sqrt{\frac{2(A-\delta)}{363\sqrt{3}}}$. Now attach to the boundary of the disc the cylinder of length $d - c$. In other words, we scale previously obtained metrics to a small (but not negligibly small) size to ensure that the area is slightly less than A and attach a very long but infinitesimally narrow “straw” of a negligibly small area to ensure that the diameter is arbitrarily close to d . Now note that the proof of the quoted above Theorem 0.6 from [CR] implies that if there exists a homotopy contracting the boundary of the disc to a point via *based* loops of length $< L$, then the boundary can be contracted to a point via a family of simple loops of length $< L$ based at the same point that pairwise intersect only at the base point. Now Lemma 8.1 implies that if we would try to contract the boundary of the constructed 2-disc to a point as a loop based at one of points of its boundary, then the homotopy obtained as an application of this version of Theorem 0.6 of [CR] will contain a simple curve intersecting the tree at $n = 5$ points. Therefore, the length of this loop will be at least $(2d - 2c) + 4(\sqrt{3}/2)c = d + (2\sqrt{3} - 2)c = 2d + 0.08257\dots\sqrt{A}$.

In order to prove the first part of Theorem BB we “cap” the metrics on 2-discs used to prove the first part of Theorem AA by flat round 2-discs of radius $\frac{\epsilon}{2\pi}$ attached to the boundary. Now we use the main result of [CL] that asserts that given a sweep-out of a 2-sphere by closed curves of length $< L$ for some L there is a slicing of the 2-sphere by pairwise non-intersecting simple curves of length $< L$. More specifically, one can find a smooth map of the 2-sphere into $[0, 1]$ such that inverse images of 0 and 1 are points, and the inverse image of each $t \in (0, 1)$ is a simple closed curve of length $< L$. We use this result instead of the result from [CR] used in the proof of Theorem AA. (Note, however, the quoted theorem from [CR] is a part of the proof of this theorem from [CL].) In the situation of the first part of Theorem BB we can conclude that one of these simple closed curves must intersect the tree at n edges, and therefore $dias \geq L \geq \frac{\sqrt{3}}{2}cn$, which immediately implies the theorem.

In order to prove the second part of Theorem BB we start similarly to the proof of the second part of Theorem AA. Namely, we take the metric on the 2-disc constructed at the beginning of the first part of Theorem AA, choose $n = 5$, and then choose c so that the area of the resulting metric disc would be somewhat less than $Area(M)/3$. (This is somewhat different from the proof of the second part of Theorem AA, where we wanted the result to have area somewhat less than A .) The length of the boundary is negligibly small. Then we attach to the boundary the cylinder of length $diam(M)/2 - c$, and obtain a metric on the 2-disc of diameter very close to $d/2$ and area slightly less than $Area(M)/3$. Then we take three copies of this metric

2-disc and “wield” their thin ends together. Near the point where these three thin ends merge the resulting Riemannian 2-sphere will look like a tubular neighborhood of three rays emanating from the same origin in a plane and forming angles $2\pi/3$ with each other. The area of the resulting Riemannian 2-sphere will be equal to $Area(M)$, and its diameter can be made arbitrarily close to $diam(M)$. Most of the area of this 2-sphere will be concentrated in three congruent “thick” metric discs glued at the ends of thin cylindrical “tubes” that are far from the thin central area. Each of these three “thick” discs would contain a copy of the metric tree of height $n = 5$.

Now we going to use again the main result of [CL]. For an arbitrarily small ϵ one can map the 2-sphere into $[0, 1]$ so that the pre-images of 0 and 1 are points, and for each $t \in (0, 1)$ its inverse image is a simple curve of length $\leq diam(M) + \epsilon$. Note that for each of the three trees of height n there exists $t_i \in (0, 1)$, $i = 1, 2, 3$, such that its inverse image γ_i intersects the tree at 5 points such that the pairwise distances between them are greater than or equal to $\frac{\sqrt{3}}{2}c$. Therefore the length of an arc of γ_i that starts and ends at two of these points and contains the other three is at least $2\sqrt{3}c$. Assume that γ_i would pass through the central area C that we imagine as being arbitrarily small yet such that its complement splits into three connected components. In this case the length of γ would be at least $d + (2\sqrt{3} - 2)c - \delta$, where δ could be made arbitrarily small. Substituting $c = \frac{\sqrt{2}}{\sqrt{1089\sqrt{3}}} \sqrt{Area(M)}$ we would obtain the the desired inequality.

So, it remains to prove that at least one of the curves γ_i passes through the central area. Recall that they all are pairwise isotopic through simple pairwise non-intersecting curves that cannot enter the “outer” discs bounded by γ_i (not containing the central area). But curves γ_i will not be even pairwise homotopic in the complement of the union of these three discs. This completes the proof of the second part of Theorem BB.

9. CURVATURE-FREE UPPER BOUNDS FOR LENGTHS OF GEODESICS ON RIEMANNIAN 2-SPHERES.

Let M be a Riemannian 2-sphere of diameter d . It had been proven in [NR1] that for each $x \in M$ and each $k \geq 1$ there exist k distinct non-trivial geodesic loops on M based at x of length $\leq 20kd$. Moreover, one of the authors recently proved that for each pair of points $x, y \in M$ and each $k \geq 1$ there exist k distinct geodesics connecting x and y of length $\leq 22(k - 1)d + dist(x, y)$ ([NR3]). It is well-known (and had been noticed in [NR1]) that the classical A. Schwartz’s proof ([Sch]) of J.P. Serre’s theorem asserting the existence of an infinite set of distinct geodesics connecting an arbitrary pair of points x, y of a closed Riemannian manifold implies that the lengths of k of these geodesics can be bounded by $2(k - 1)Bdiam_p(M) + dist(x, y)$ (in the

notations of the present paper). The length of a shortest non-trivial geodesic loop based at p does not exceed $Bd_{\text{ias}_p}(M)$. Combining these known facts with Theorem 1.3 A we obtain the following result:

Theorem 9.1. *Let M be a Riemannian 2-sphere of diameter d and area A , x, y a pair of points on M and k a positive integer. Then there exist at least k distinct geodesics of length $\leq 4(k-1)d + 1328(k-1)\sqrt{A} + \text{dist}(x, y)$ connecting x and y . In particular, there exist k distinct non-trivial geodesic loops of length $\leq 4kd + 1328k\sqrt{A}$ based at x . The length of the shortest geodesic loop based at any prescribed point of M does not exceed $2d + 664\sqrt{A}$.*

When $\frac{\sqrt{A}}{d}$ is very small, this theorem provides a substantial improvement of the quoted upper bounds from [NR1] and [NR3]. Note, that the length of the shortest geodesic loop based at a pole of a very long and thin ellipsoid of revolution is equal to $2d$. Moreover, it seems plausible that the approach of [BCK] can be used to construct Riemannian manifolds arbitrarily close to thin ellipsoids of revolution, such that the length of the shortest geodesic loop based at a pole is strictly greater than $2d$. Therefore, our upper bound for the length of a shortest geodesic loop seems to be quite good (when $\frac{\sqrt{A}}{d} \rightarrow 0$).

Similarly, it had been proven in [NR2] and [LNR2] that there exist three distinct non-trivial simple periodic geodesics on M of length $\leq 5d$, $\leq 10d$ and $\leq 20d$, correspondingly. On the other hand our proof of Theorem 1.3 yields a *homeomorphism* between the round sphere $S^2 \subset \mathbf{R}^3$ and M sending the South pole of S^2 to any prescribed point $p \in M$ and all circles in S^2 passing through the South pole and obtained as a section of S^2 by a plane parallel to Y -axis to simple closed curves of length $\leq 664\sqrt{\text{Area}(M)} + 2\text{diam}(M)$ (that intersect only at p). In [LNR2] we used this estimate and the proof of the classical Lyusternik-Schnirelman theorem asserting the existence of three simple non-trivial periodic geodesics on each Riemannian 2-sphere to demonstrate that the lengths of these three geodesics do not exceed, correspondingly, $700\sqrt{\text{Area}(M)} + \text{diam}(M)$, $1400\sqrt{\text{Area}(M)} + 2\text{diam}(M)$, and $2800\sqrt{\text{Area}(M)} + 4\text{diam}(M)$ (see Theorem 1.3 in [LNR2]). It is interesting that the first two of these estimates are seemingly optimal up to a constant factor at $\sqrt{\text{Area}(M)}$, when $\frac{\sqrt{\text{Area}(M)}}{d} \rightarrow 0$ (see the discussion after the text of Theorem 1.3 in [LNR2]).

Our paper [LNR2] contains another application of the results of the present paper to simple periodic geodesics on Riemannian 2-spheres which is relevant for all Riemannian 2-spheres and not only for “thin” ones. The classical proofs of the Lyusternik-Shnirelman theorem use the non-trivial 1-, 2- and 3-dimensional homology classes of the space of simple non-parametrized curves with coefficients in \mathbb{Z}_2 . The results of our present paper can be used to estimate the widths of these three

homology classes and, therefore, the lengths of three simple periodic geodesics that appear in standard proofs of the Lyusternik-Shnirelman theorem. Indeed, Theorem 1.2 of [LNR2] asserts that the lengths of these three simple periodic geodesics (that all have non-zero indices) can be majorized by $800 \operatorname{diam}(M) \max\{1, \ln \frac{\sqrt{\operatorname{Area}(M)}}{\operatorname{diam}(M)}\}$. However, the quoted above upper bounds $5d$, $10d$ and $20d$ from [LNR2] for the lengths of some three simple periodic geodesics on M are not necessarily upper bounds for the lengths of these three simple periodic geodesics with positive indices but can be estimates for lengths of some simple periodic geodesics of index zero. In fact, we believe that one can use examples of Riemannian metrics on S^2 similar to those used in [FK], [L], [L2] and the previous section to demonstrate that the smallest length of a simple periodic geodesics of a positive index cannot be majorized in terms of $\operatorname{diam}(M)$ alone.

Acknowledgments. This work was partially supported by NSERC Discovery Grants of two of its authors (A.N. and R.R.).

REFERENCES

- [B] A. S. Besicovitch, “On two problems of Loewner”, J. London Math. Soc. 27(1952), 141-144.
- [BCK] F. Balacheff, C. Croke, M. Katz, “A Zoll counterexample to a geodesic length conjecture”, Geom. Functional Analysis (GAFA), 19(2009), 1-10.
- [BS] F. Balacheff, S. Sabourau, “Diastolic and isoperimetric inequalities on surfaces”, Ann. Sci. Ecole Norm. Sup. 43 (2010) 579-605.
- [BBI] D. Burago, Yu. Burago, S. Ivanov, “A Course in Metric Geometry”, AMS, 2001.
- [CL] G.R. Chambers, Y. Liokumovich, “Optimal sweep-out of a Riemannian 2-sphere”, preprint, <http://arxiv.org/abs/1411.6349>.
- [CR] G. R. Chambers, and R. Rotman, “Contracting loops on a Riemannian surface”, preprint, <http://arxiv.org/abs/1311.2995>.
- [FK] S. Frankel, M. Katz, “The Morse landscape of a Riemannian disc”, Annales de l’Inst. Fourier 43 (1993), no. 2, 503-507.
- [GerR] S. Gersten, T. Riley, “Filling length in finitely presentable groups”, Geom. Dedicata, 92(2002), 41-58.
- [Gr93] M. Gromov, “Asymptotic invariants of infinite groups”, in “Geometric Group Theory”, v. 2, 1-295, London Math. Soc. Lecture Note Ser., vol. 182, Cambridge Univ. Press, Cambridge, 1993.
- [Gr99] M. Gromov, “Metric Structures for Riemannian and Non-Riemannian Spaces”, Birkhauser, 1999.
- [L] Y. Liokumovich, “Spheres of small diameter with long sweep-outs”, Proceedings of the AMS, 141(2013), 309-312.
- [L2] Y. Liokumovich, “Surfaces of small diameter with large width”, J. Topol. Anal. 6(2014), 383-396.
- [LNR] Y. Liokumovich, A. Nabutovsky, R. Rotman, “Contracting the boundary of a Riemannian 2-disc”, preprint, <http://arxiv.org/abs/1205.5474>.

- [LNR2] Y.Liokumovich, A.Nabutovsky, R.Rotman, “Lengths of three simple periodic geodesics on a Riemannian 2-sphere”, preprint, <http://arxiv.org/abs/1410.8456>.
- [NR1] A. Nabutovsky, R. Rotman “Linear bounds for lengths of geodesic loops on Riemannian 2-spheres”, *J. Differential Geom.*, 89(2011), 217-232.
- [NR2] A. Nabutovsky, R. Rotman “Lengths of simple periodic geodesics on Riemannian 2-spheres”, *J. Topol. Anal.*, 3(2011), 423-432.
- [NR3] A. Nabutovsky, R. Rotman, “Linear bounds for lengths of geodesic segments on Riemannian 2-spheres”, *J. Topol. Anal.*, 5(2013), 409-438.
- [P] P. Papasoglu, “Cheeger constants of surfaces and isoperimetric inequalities”, *Trans. Amer. Math. Soc* 361 (2009), no. 10, 5139-5162.
- [P2] P. Papasoglu, “Contracting thin discs”, preprint, <http://arxiv.org/abs/1309.2967>.
- [RT] T. R. Riley and W. P. Thurston, The absence of efficient dual pairs of spanning trees in planar graphs, *Electr. J. Combinatorics* 13, 1 (2006), N13.
- [S] S. Sabourau, “Filling radius and short closed geodesics of the 2-sphere”, *Bull. Soc. Math. France* 132 (2004), 105-136.
- [Sch] A. S. Schwartz, “Geodesic arcs on Riemannian manifolds”, *Uspekhi Math. Nauk* (translated in *Russian Math. Surveys*) 13(6)1958, 181-184.

DEPARTMENT OF MATHEMATICS, UNIVERSITY OF TORONTO, TORONTO, CANADA
E-mail address: e.liokumovich@utoronto.ca

DEPARTMENT OF MATHEMATICS, UNIVERSITY OF TORONTO, TORONTO, CANADA
E-mail address: alex@math.toronto.edu

DEPARTMENT OF MATHEMATICS, UNIVERSITY OF TORONTO, TORONTO, CANADA
E-mail address: rina@math.toronto.edu