

Modeling Stochastic Anomalies in an SIS and SIRS System

Andrew Vlasic
 Department of Mathematics
 University of Illinois at Urbana-Champaign

Abstract

I propose a stochastic SIS and SIRS system to include a Poisson measure term to model anomalies in the dynamics. In particular, the positive integrand in the Poisson term is intended to model quarantine. Conditions are given for the stability of the disease free equilibrium for both systems.

Keywords: SIS model; SIRS model; Lyapunov function; Stochastic process; Numerical simulation; Stochastic stability

1 Introduction

Many authors have considered continuous time stochastic epidemiological models [11, 15, 17], however, none of these models taken into account anomalies that affect the system. Examples of these events are super-carriers, the amount of contacts of individuals in the stadium and in the bars during a sports event, quarantine, etc. A particular example is the three waves of influenza pandemic in 1918 [5].

For a fixed population of size N , we consider the following SIS model:

$$\begin{aligned} S'(t) &= -\beta S(t)I(t) - \mu S(t) + \mu + \lambda I(t), \\ I'(t) &= \beta S(t)I(t) - (\lambda + \mu)I(t), \end{aligned} \quad (1)$$

and the SIRS model:

$$\begin{aligned} S'(t) &= -\beta S(t)I(t) + \delta R(t), \\ I'(t) &= \beta S(t)I(t) - \lambda I(t), \\ R'(t) &= \lambda I(t) - \delta R(t). \end{aligned} \quad (2)$$

Here, $S(t)$, $I(t)$, and $R(t)$, denote the frequencies of the susceptible, infected, and removed respectively, where $S(t) + I(t) + R(t) = 1$. The constant μ represents the birth and death rate (newborns are assumed to be susceptible), λ is the recovery rate for the individuals that are infected, β represents the average number of contacts per day, and δ is the rate for which recovered individuals become susceptible.

For the SIS model, if $\beta > \mu + \lambda$, then an epidemic will occur, and if $\beta \leq \mu + \lambda$ then the process will converge to the disease-free equilibrium, which means that the disease has disappeared. In other words, if $\beta \leq \mu + \lambda$ then point $(1, 0)$ is globally asymptotically stable, and if $\beta > \mu + \lambda$, the point $\left(\frac{\mu + \lambda}{\beta}, 1 - \frac{\mu + \lambda}{\beta}\right)$ (the endemic equilibrium) is globally asymptotically stable.

Considering the SIRS model, when $\beta \leq \lambda$ the disease free equilibrium is globally asymptotically stable. If $\beta > \lambda$ then the endemic equilibrium $\left(\frac{\lambda}{\beta}, 1 - \frac{\lambda}{\beta} - \frac{1 - \frac{\lambda}{\beta}}{1 + \frac{\delta}{\lambda}}, \frac{1 - \frac{\lambda}{\beta}}{1 + \frac{\delta}{\lambda}}\right)$ is globally asymptotically stable.

We now define and give some intuition to the Poisson measure. Take X to be an \mathbb{R} -valued Lévy process on (Ω, \mathcal{F}, P) with the filtration $\{\mathcal{F}_t\}_{t \in \mathbb{R}_+}$, where \mathcal{F}_0 contains all of the null sets of \mathcal{F} . For $B \in \mathcal{B}(\mathbb{R}^d \setminus \{0\})$ and a fixed $\omega \in \Omega$, define $\Delta X_\omega(s) := X_\omega(s) - X_\omega(s-)$ and $N_\omega(t, B) := \#\{0 \leq s \leq t : \Delta X_\omega(s) \in B\}$. This random counting measure is known as the **Poisson measure** since, fixing B , the map $t \rightarrow N_\omega(t, B)$ is a Poisson process with intensity $t\nu(B) := E[N_\omega(t, B)]$. We call $\nu(\cdot)$ the **intensity measure** and it is well known that it is a Lévy measure, hence,

it is a Borel Measure with $\int_{\mathbb{R} \setminus \{0\}} (|x|^2 \wedge 1) \nu(dx) < \infty$. The measure $\tilde{N}_\omega(dt, dx) := N_\omega(dt, dx) - dt\nu(dx)$ is called the **compensated Poisson measure** (where dt is the Lebesgue measure). For $B \in \mathcal{B}(\mathbb{R}^d \setminus \{0\})$ where $0 \notin \bar{B}$, one can show $\tilde{N}_\omega(t, B)$ is a martingale and $E[\tilde{N}_\omega(t, B)] = 0$, (which stems from $\nu(B) < \infty$). See Sato [12], Bertoin [3], or Applebaum [2] for further information.

We are ready to stochastically perturb the systems above. Define $W(t)$ as a standard Brownian motion and σ^2 as the variance of the contacts. Furthermore, take $N(dt, dy)$ as a Poisson measure independent of $W(t)$ and $\nu(\cdot)$ as the intensity measure. We assume that ν is a Lévy measure and $\nu(\mathbb{R}) < \infty$. Lastly, take $h(y)$ as the affect of random jumps in the population, where $-1 < h(y) < 1$ for every $y \in \mathbb{R}$, and $h(y)$ is continuously differentiable. For the SIS model, Equation (1) becomes the stochastic differential equation

$$\begin{aligned} dS(t) &= \left(-\beta S(t)I(t) - \mu S(t) + \mu + \lambda I(t) \right) dt - \sigma S(t)I(t)dW(t) + \int_{\mathbb{R}} h(y)S(t-)I(t-)N(dt, dy), \\ dI(t) &= \left(\beta S(t)I(t) - (\lambda + \mu)I(t) \right) dt + \sigma S(t)I(t)dW(t) - \int_{\mathbb{R}} h(y)S(t-)I(t-)N(dt, dy). \end{aligned} \quad (3)$$

For the SIRS dynamic, since the anomaly term captures the effects of quarantine, we will take a function similar to $h(y)$, call it $j(y)$, with the same assumptions, except that $j(y)$ is assumed to be nonnegative. Equation (2) is now a stochastic differential equation of the form

$$\begin{aligned} dS(t) &= \left(-\beta S(t)I(t) + \delta R(t) \right) dt - \sigma S(t)I(t)dW(t), \\ dI(t) &= \left(\beta S(t)I(t) - \lambda I(t) \right) dt + \sigma S(t)I(t)dW(t) - \int_{\mathbb{R}} j(y)I(t-)N(dt, dy), \\ dR(t) &= \left(\lambda I(t) - \delta R(t) \right) dt + \int_{\mathbb{R}} j(y)I(t-)N(dt, dy). \end{aligned} \quad (4)$$

In this paper, we will show that Equation (3) and Equation (4) are well-defined, and we give conditions for stability of the disease free equilibrium for both dynamics.

Given that the initial condition is in the interior of the simplex, we will show that for all finite time, Equations (3) and (4) are almost surely in the simplex. We will only show this property for the stochastic SIS, since the stochastic SIRS model may be shown in a similar manner. Define $K(t) = (S(t), I(t))$, $\Delta_2 = \left\{ \mathbf{y} \in \mathbb{R}^2 : x_1, x_2 > 0 \text{ and } x_1 + x_2 = 1 \right\}$, and $[\cdot, \cdot]$ as quadratic variation. For simplicity, we will define $S_c(t)$ and $I_c(t)$ as the continuous part of the process.

Proposition 1.1. *For all finite t , given that $\mathbf{x} \in \Delta_2$, $P_{\mathbf{x}}(K(t) \in \Delta_2) = 1$.*

Proof. Consider the mapping on the simplex $G(\mathbf{x}) = x_1 + x_2$, and define $U(t) = G(L(t))$. Itô's lemma yields

$$\begin{aligned} dU(t) &= \frac{\partial G}{\partial y_1}(L(t))dS_c(t) + \frac{1}{2} \frac{\partial G}{\partial y_2}(L(t))dI_c(t) + \frac{1}{2} \frac{\partial^2 G}{\partial y_1^2}(L(t)) [dS_c(t), dS_c(t)] \\ &\quad + \frac{1}{2} \frac{\partial^2 G}{\partial y_2^2}(L(t)) [dI_c(t), dI_c(t)] + \frac{1}{2} \frac{\partial^2 G}{\partial y_1 \partial y_2}(L(t)) [dS_c(t), dI_c(t)] + \frac{1}{2} \frac{\partial^2 G}{\partial y_2 \partial y_1}(L(t)) [dI_c(t), dS_c(t)] \\ &\quad + \int_{\mathbb{R}} \left[G(L(t) + (h(y)S(t-)I(t-), -h(y)S(t-)I(t-))) - G(L(t)) \right] N(dt, dy) \\ &= \left(-\beta S(t)I(t) - \mu S(t) + \mu + \lambda I(t) \right) dt - \sigma S(t)I(t)dW(t) + \left(\beta S(t)I(t) - (\lambda + \mu)I(t) \right) dt + \sigma S(t)I(t)dW(t) \\ &\quad + \int_{\mathbb{R}} \left[\left(S(t) + h(y)S(t-)I(t-) + I(t) - h(y)S(t-)I(t-) \right) - \left(S(t) + I(t) \right) \right] N(dt, dy) \\ &= \left(-\mu(S(t) + I(t)) + \mu \right) dt. \end{aligned}$$

Thus, if the process is in Δ_2 , then $dU(t) = \left(-\mu(S(t) + I(t)) + \mu \right) dt = (-\mu + \mu)dt = 0$. Therefore, if $L(t) \in \Delta_2$ then $U(t) = 1$.

Finally, we show that $L(t)$ does not hit or jump over the boundary in finite time. Define $\Psi(\mathbf{x}) = \log(x_2/x_1)$, τ as the first time $L(t)$ leaves the open simplex (i.e., such that $I(\tau) \leq 0$ or $S(\tau) \leq 0$), and $Z(t) := \Psi(L(t))$ for $t < \tau$. We will apply Theorem 2.1 in Meyn and Tweedie [10] to the process $Z(t)$ in order to show this $Z(t)$ does not explode in finite time, and thus $P_{\mathbf{x}}(\tau = \infty) = 1$. By Itô's lemma we have

$$\begin{aligned}
dZ(t) &= \frac{\partial \Psi}{\partial x_1}(L(t))dS_c(t) + \frac{\partial \Psi}{\partial x_2}(L(t))dI_c(t) + \frac{1}{2} \frac{\partial^2 \Psi}{\partial x_1^2}(R(t)) [dS_c(t), dS_c(t)] \\
&\quad + \frac{1}{2} \frac{\partial^2 \Psi}{\partial x_2^2}(L(t)) [dI_c(t), dI_c(t)] + \frac{1}{2} \frac{\partial^2 \Psi}{\partial x_1 \partial x_2}(L(t)) [dS_c(t), dI_c(t)] + \frac{1}{2} \frac{\partial^2 \Psi}{\partial x_2 \partial x_1}(L(t)) [dI_c(t), dS_c(t)] \\
&\quad + \int_{\mathbb{R}} \left[\Psi \left(L(t) + (h(y)S(t-)I(t-), -h(y)S(t-)I(t-)) \right) - \Psi(L(t)) \right] N(dt, dy) \\
&= \frac{-1}{S(t)} \left(\left(-\beta S(t)I(t) - \mu S(t) + \mu + \lambda I(t) \right) dt - \sigma S(t)I(t)dW(t) \right) \\
&\quad + \frac{1}{I(t)} \left(\left(\beta S(t)I(t) - (\lambda + \mu)I(t) \right) dt + \sigma S(t)I(t)dW(t) \right) \\
&\quad + \frac{\sigma^2}{2S^2(t)} S^2(t)I^2(t)dt + \frac{-\sigma^2}{2I^2(t)} S^2(t)I^2(t)dt \\
&\quad + \int_{\mathbb{R}} \left[\log \left(\frac{I(t) - h(y)S(t-)I(t-)}{S(t) + h(y)S(t-)I(t-)} \right) - \log(I(t)/S(t)) \right] N(dt, dy) \\
&= \left(\beta I(t) + \mu + \frac{-\mu}{S(t)} - \lambda \frac{I(t)}{S(t)} \right) dt + \sigma I(t)dW(t) + \left(\beta S(t) - (\lambda + \mu) \right) dt + \sigma S(t)dW(t) \\
&\quad + \frac{\sigma^2}{2} I^2(t)dt + \frac{-\sigma^2}{2} S^2(t)dt + \int_{\mathbb{R}} \log \left(\frac{1 - h(y)S(t-)}{1 + h(y)I(t-)} \right) N(dt, dy) \\
&= \left(\beta \Psi_1^{-1}(Z(t)) + \mu + \frac{-\mu}{\Psi_2^{-1}(Z(t))} - \lambda e^{Z(t)} + \beta \Psi_2^{-1}(Z(t)) - (\lambda + \mu) + \frac{\sigma^2}{2} \Psi_1^{-1}(Z(t))^2 + \frac{-\sigma^2}{2} \Psi_2^{-1}(Z(t))^2 \right) dt \\
&\quad + \sigma \left(\Psi_1^{-1}(Z(t)) + \Psi_2^{-1}(Z(t)) \right) dW(t) + \int_{\mathbb{R}} \log \left(\frac{1 - h(y)\Psi_2^{-1}(Z(t))}{1 + h(y)\Psi_1^{-1}(Z(t))} \right) N(dt, dy),
\end{aligned}$$

where $\Psi^{-1}(x) = \frac{1}{1 + e^x}(1, e^x) = (\Psi_1^{-1}(y), \Psi_2^{-1}(y))$.

Now, defining \mathfrak{B} as the infinitesimal generator for $Z(t)$ and $V(x) = 1 + x^2$, we see that

$$\begin{aligned}
\mathfrak{B}V(x) &= \left(\beta \Psi_1^{-1}(x) + \mu + \frac{-\mu}{\Psi_2^{-1}(x)} - \lambda e^x + \beta \Psi_2^{-1}(x) - (\lambda + \mu) + \frac{\sigma^2}{2} \Psi_1^{-1}(x)^2 + \frac{-\sigma^2}{2} \Psi_2^{-1}(x)^2 \right) 2x \\
&\quad + \sigma^2 \left(\Psi_1^{-1}(x) + \Psi_2^{-1}(x) \right)^2 + \int_{\mathbb{R}} \left[\left(x + \log \left(\frac{1 - h(y)\Psi_2^{-1}(x)}{1 + h(y)\Psi_1^{-1}(x)} \right) \right)^2 - x^2 \right] \nu(dy) \\
&= \left[\sigma^2 \left(\Psi_1^{-1}(x) + \Psi_2^{-1}(x) \right)^2 + \int_{\mathbb{R}} \log \left(\frac{1 - h(y)\Psi_2^{-1}(x)}{1 + h(y)\Psi_1^{-1}(x)} \right)^2 \nu(dy) \right] \\
&\quad + \left(2\beta \Psi_1^{-1}(x) + 2\mu + \frac{-2\mu}{\Psi_2^{-1}(x)} - 2\lambda e^x + 2\beta \Psi_2^{-1}(x) - 2(\lambda + \mu) + \sigma^2 \Psi_1^{-1}(x)^2 \right. \\
&\quad \left. - \sigma^2 \Psi_2^{-1}(x)^2 + 2 \int_{\mathbb{R}} \log \left(\frac{1 - h(y)\Psi_2^{-1}(x)}{1 + h(y)\Psi_1^{-1}(x)} \right) \nu(dy) \right) x.
\end{aligned}$$

Noting that $|\Psi_1^{-1}(x)| \leq 1$, $|\Psi_2^{-1}(x)| \leq 1$, and $\log \left(\frac{1 - h(y)\Psi_2^{-1}(x)}{1 + h(y)\Psi_1^{-1}(x)} \right) \leq \log \left(\frac{1 - \min h(y)}{1 + \min h(y)} \right)$, one can see that there exists positive constants K such that $\mathfrak{B}V(x) \leq KV(x)$. Therefore $P_{\mathbf{x}}(\tau = \infty) = 1$.

□

2 Analysis of the Approximated SIS Model

Since $I(t) = 1 - S(t)$ we are able to just focus on $S(t)$, which we are able to rewrite as

$$\begin{aligned} dS(t) &= \left(-\beta S(t)(1 - S(t)) - \mu S(t) + \mu + \lambda(1 - S(t)) \right) dt - \sigma S(t)(1 - S(t)) dW(t) \\ &\quad + \int_A h(y) S(t-)(1 - S(t-)) N(dt, dy) \\ &:= \alpha(S(t)) dt + \gamma(S(t)) dW(t) + \int_{\mathbb{R}} h(y) S(t-)(1 - S(t-)) N(dt, dy). \end{aligned} \tag{5}$$

Define $\tau_\epsilon = \inf \{t \geq 0 : S(t) \geq 1 - \epsilon\}$.

Claim 2.1. *For all $0 < x < 1$, we have $E_x[\tau_\epsilon] < \infty$.*

Proof. We will follow the proof of Theorem 4.2 given in Imhof [6]. Take L as the infinitesimal generator for our process $S(t)$ and define $f(y) = e^\gamma - e^{\gamma x}$, where $\gamma > 0$. Now fix an arbitrarily small $\epsilon > 0$. By Dynkin's formula we have that

$$E_{x_0} \left[S(\tau_\epsilon \wedge T) \right] = e^\gamma - E_{x_0} \left[\int_0^{\tau_\epsilon \wedge T} Lf(S(t)) dt \right].$$

We will now determine an appropriate upper bound for $Lf(S(t))$. To adjust for the possibility of the process jumping out of the interval, we will consider a $x \in [0, 1 - \epsilon^2]$. Hence

$$\begin{aligned} Lf(x) &= -\gamma \left(-\beta x(1 - x) - \mu x + \mu + \lambda(1 - x) \right) e^{\gamma x} - \frac{\gamma^2 \sigma^2 x^2 (1 - x)^2}{2} e^{\gamma x} \\ &\quad + \int_{\mathbb{R}} \left[e^{\gamma x} - e^{\gamma(x+h(y)x(1-x))} \right] \nu(dy) \\ &= \gamma \left(\beta x - \mu - \lambda - \frac{\gamma \sigma^2 x^2 (1 - x)}{2} \right) (1 - x) e^{\gamma x} + \int_{\mathbb{R}} \left[e^{\gamma x} - e^{\gamma(x+h(y)x(1-x))} \right] \nu(dy) \end{aligned}$$

Noticing that $x + h(y)x(1 - x)$ is positive and recalling the inequality $-e^x \leq -1 - x$ for $x > 0$, we find that

$$\begin{aligned} \int_{\mathbb{R}} \left[e^{\gamma x} - e^{\gamma(x+h(y)x(1-x))} \right] \nu(dy) &\leq \int_{\mathbb{R}} \left[e^{\gamma x} - 1 - \gamma(x + h(y)x(1 - x)) \right] \nu(dy) \\ &\leq \int_{\mathbb{R}} \left[\sum_{i=2}^{\infty} \frac{(\gamma x)^i}{i!} - \gamma h(y)x(1 - x) \right] \nu(dy) = \gamma e^{\gamma x} \int_{\mathbb{R}} \left[x \sum_{i=2}^{\infty} \frac{(\gamma x)^{i-1}}{e^{\gamma x} i!} - \frac{h(y)x(1 - x)}{e^{\gamma x}} \right] \nu(dy) \\ &\leq \gamma(1 - x) e^{\gamma x} \int_{\mathbb{R}} \left[\frac{1}{(1 - x)} - \frac{h(y)x}{e^{\gamma x}} \right] \nu(dy). \end{aligned}$$

Hence

$$\begin{aligned} Lf(x) &\leq \gamma \left(\beta x + \frac{\nu(\mathbb{R})}{(1 - x)} - \frac{x}{e^{\gamma x}} \int_{\mathbb{R}} h(y) \nu(dy) - \frac{\gamma \sigma^2 x^2 (1 - x)}{2} - \mu - \lambda \right) (1 - x) e^{\gamma x} \\ &= \gamma \left(\beta x + \frac{\nu(\mathbb{R})}{(1 - x)} - \frac{x}{e^{\gamma x}} \int_{\mathbb{R}} h(y) \nu(dy) - \frac{\gamma \sigma^2 x^2 (1 - x)}{2} \right) (1 - x) e^{\gamma x} - \gamma(\mu + \lambda)(1 - x) e^{\gamma x}. \end{aligned}$$

Finally, taking γ large enough so that $\beta x + \frac{\nu(\mathbb{R})}{(1 - x)} - \frac{x}{e^{\gamma x}} \int_{\mathbb{R}} h(y) \nu(dy) - \frac{\gamma \sigma^2 x^2 (1 - x)}{2} < 0$ for all $x \in [0, 1 - \epsilon^2]$ yields

$$Lf(x) \leq -\gamma(\mu + \lambda)(1 - x) e^{\gamma x}.$$

Thus

$$0 \leq E_{y_0} \left[S(\tau_\epsilon \wedge T) \right] \leq e^\gamma - \epsilon^2 \gamma (\mu + \lambda) E_{y_0} \left[\tau_\epsilon \wedge T \right],$$

and therefore taking $T \rightarrow \infty$, the bounded convergence theorem yields $E_{x_0} \left[\tau_\epsilon \right] < \infty$. \square

Theorem 2.1. *Suppose that $\int_{\mathbb{R}} h(y) \nu(dy) < 0$. If $\beta < \mu + \lambda + \int_{\mathbb{R}} h(y) \nu(dy)$, then for $\mathbf{x} \in \Delta_2$,*

$$P_{\mathbf{x}} \left(\lim_{t \rightarrow \infty} K(t) = (1, 0) \right) = 1.$$

Proof. In our proof we will employ the stochastic Lyapunov method. We will focus on $S(t)$, defined by Equation(5). Define $g(x) = 1 - x$ as our Lyapunov function. Taking L_0 as the infinitesimal generator for $S(t)$, we see that

$$\begin{aligned} L_0 g(x) &= \left(-\beta x(1-x) + \mu(1-x) + \lambda(1-x) \right) (-1) + \int_{\mathbb{R}} \left[\left\{ 1 - \left(x + h(y)x(1-x) \right) \right\} - (1-x) \right] \nu(dy) \\ &= - \left(-\beta x + \mu + \lambda + \int_{\mathbb{R}} h(y) \nu(dy) x \right) (1-x) \\ &\leq - \left(-\beta + \mu + \lambda + \int_{\mathbb{R}} h(y) \nu(dy) \right) (1-x). \end{aligned}$$

Therefore, Theorem 4 in [4] (page 325) tells us that for an $\epsilon > 0$, there exists a neighborhood of $(1, 0)$, say U , such that

$$P_{\mathbf{x}} \left(\lim_{t \rightarrow \infty} K(t) = (1, 0) \right) \geq 1 - \epsilon.$$

for $\mathbf{x} \in U \cap \Delta_2$.

Now, take an arbitrary $\epsilon > 0$ and $\mathbf{x} \in \Delta_2$, and define $M = \left\{ \lim_{t \rightarrow \infty} K(t) = (1, 0) \right\}$. The strong Markov property tells us that

$$P_{\mathbf{x}}(M) = E_{\mathbf{x}} \left[E_{K(\tau_\epsilon)}[\chi_M] \right] \geq 1 - \epsilon.$$

Since ϵ was arbitrary, the theorem follows. \square

Remark 2.1. *Theorem 4 in [4] is stated for a jump-diffusion with a compensated Poisson measure. However, since we assumed that $\nu(\mathbb{R}) < \infty$, we may rewrite Equation (1) as*

$$\begin{aligned} dS(t) &= \left(-\beta S(t)I(t) - \mu S(t) + \mu + \lambda I(t) + \int_{\mathbb{R}} h(y) S(t-) I(t-) \nu(dy) \right) dt - \sigma S(t) I(t) dW(t) + \int_{\mathbb{R}} h(y) S(t-) I(t-) \tilde{N}(dt, dy), \\ dI(t) &= \left(\beta S(t) I(t) - (\lambda + \mu) I(t) - \int_{\mathbb{R}} h(y) S(t-) I(t-) \nu(dy) \right) dt + \sigma S(t) I(t) dW(t) - \int_{\mathbb{R}} h(y) S(t-) I(t-) \tilde{N}(dt, dy), \end{aligned}$$

and thus we may apply this theorem. The generator remains unchanged.

Corollary 2.1. *Suppose that $h(y)$ nonnegative, and there exists $0 < \varphi < 1$ such that $\beta < \mu + \lambda + \varphi \int_{\mathbb{R}} h(y) \nu(dy)$. Then*

$$P_{\mathbf{x}} \left(\lim_{t \rightarrow \infty} K(t) = (1, 0) \right) = 1.$$

Proof. Taking a neighborhood $U = \{\mathbf{x} \in \Delta_2 : x_1 > \varphi\}$ and $g(x)$ as above, we have that

$$L_0 g(x) \leq -\left(-\beta + \mu + \lambda + \varphi \int_{\mathbb{R}} h(y) \nu(dy)\right) (1-x).$$

Theorem 4 in [4] and Remark 2 gives us, for $\mathbf{x} \in U$,

$$P_{\mathbf{x}}\left(\lim_{t \rightarrow \infty} K(t) = (1, 0)\right) \geq 1 - \epsilon_0,$$

for some ϵ_0 . The rest of the proof follows as above □

Remark 2.2. *The Remark 2 [4] holds for continuous processes. However, since the jumps are positive, this only helps the convergence of the sample paths to $(1, 0)$. Therefore, we are able to use the result.*

The computer simulations below agree with the conclusion of the theorems. Figure 1 shows for both cases that the disease free equilibrium is globally asymptotically stable. Figure 2 tell us that the process is recurrent and thus simulates an epidemic.

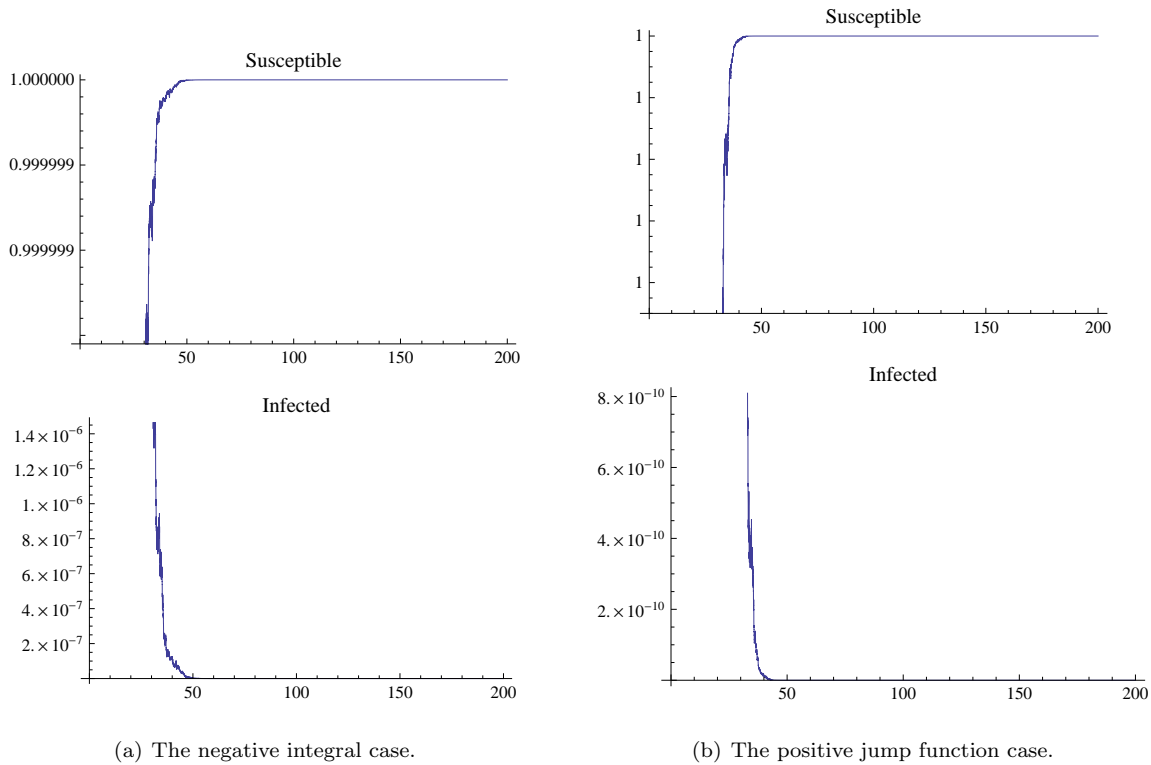


Figure 1: For simulations, the initial condition are $S_0 = .6$ and $I_0 = .4$. The parameter values for Figure 1(a) are $\beta = .1$, $\sigma = .3$, $\lambda = .3$, $\mu = .2$, $\nu(\mathbb{R}) = 1$, and $j(y) \equiv -.01$, while the parameter values for Figure 1(b) are $\beta = .4$, $\sigma = .3$, $\lambda = .3$, $\mu = .1$, $\nu(\mathbb{R}) = .5$, and $j(y) \equiv .1$.

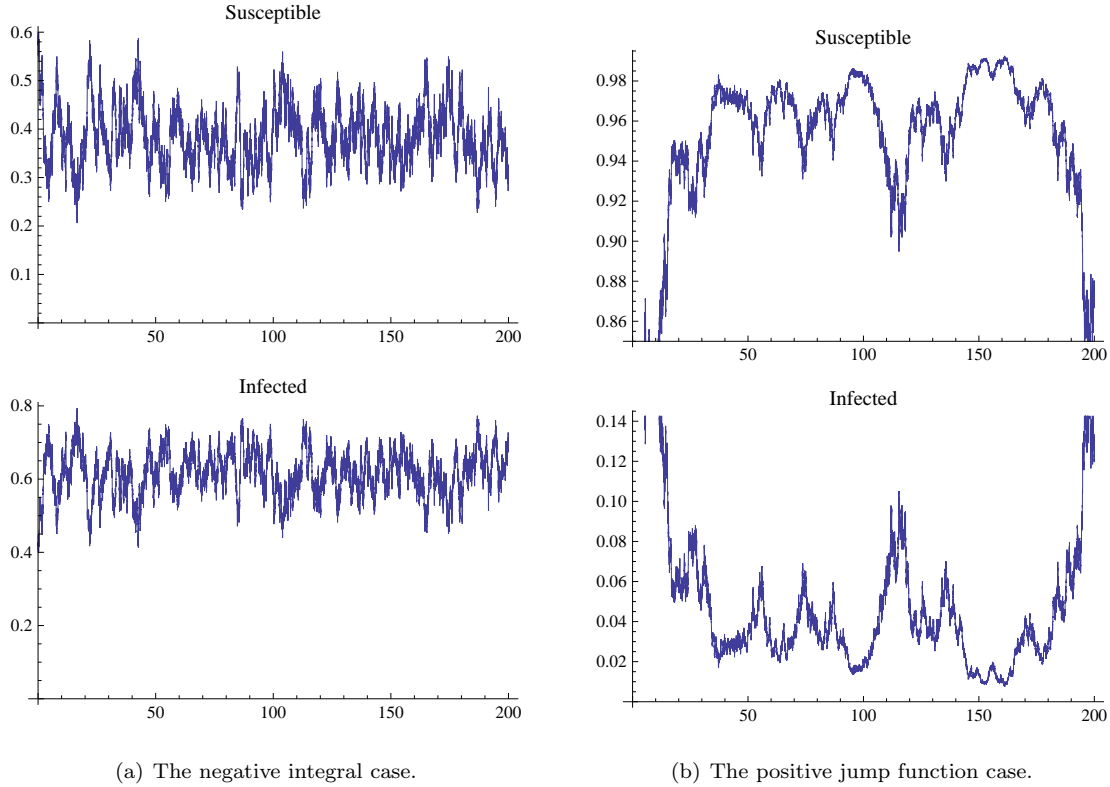


Figure 2: Just as in Figure 1, the initial condition are $S_0 = .6$ and $I_0 = .4$. For Figure 2(a), the parameter values are $\beta = .4$, $\sigma = .3$, $\lambda = .3$, $\mu = .15$, $\nu(\mathbb{R}) = 1$, and $j(y) \equiv -.1$, and for Figure 2(b), the parameter values are $\beta = .8$, $\sigma = .3$, $\lambda = .2$, $\mu = .1$, $\nu(\mathbb{R}) = 2$, and $j(y) \equiv .1$.

Remark 2.3. If $\int_{\mathbb{R}} h(y)\nu(dy) > 0$ and the function $j(y)$ was able to take both positive and negative values, we were not able to say anything about this case. A way to calculate the stability of a system of this type is to determine if and where $S(t)$ leaves an arbitrary subinterval of $[0, 1]$. So, for any $0 < x_1 < x_2 < 1$, define $\tau_{x_1 x_2}(x_0) = \inf_{t \geq 0} \{S(t) \notin (x_1, x_2) | S(0) = x_0\}$, $\pi_{x_2; x_1}(x_0) = P(S(\tau_{x_1 x_2}(x_0)) \geq x_2)$, and $\pi_{x_1; x_2}(x_0) = P(S(\tau_{x_1 x_2}(x_0)) \leq x_1)$. The papers of [16] and [1] tell us that solving the integro-differential equation

$$\alpha(x)u'(x) + \frac{\gamma^2(x)}{2}u''(x) + \int_{\mathbb{R}} \left[u(x + h(y)x(1-x)) - u(x) \right] \nu(dy) = 0,$$

with the initial conditions of $u(x) = 1$ for $x \in [x_2, 1]$ and $u(x) = 0$ for $x \in [0, x_1]$, will give us $\pi_{x_2; x_1}(x_0)$ (and accordingly for $\pi_{x_1; x_2}(x_0)$). Taking $x_0 \rightarrow 0$, and $x_1 \rightarrow 1$ will tell us how this system evolves. This is similar to the method given in Gihman and Skorohod [4].

3 Analysis of the SIRS Model

To analyze the SIRS model, we will use the stochastic Lyapunov method. For a bit of simplicity, we will define $\mathfrak{E}(t) = (S(t), I(t), R(t))$.

Note 3.1. Looking closely at the process, one can see that the only stationary position is the point $e_1 = (1, 0, 0)$.

Theorem 3.1. *If $\beta < \min \left\{ \lambda + \int_{\mathbb{R}} j(y)\nu(dy) - \int_{\mathbb{R}} \frac{j^2(y)}{2}\nu(dy) - \frac{\sigma^2}{2}, \delta \right\}$ then*

$$P_x \left(\lim_{t \rightarrow \infty} \mathfrak{E}(t) = \mathbf{e}_1 \right) = 1,$$

where $x \in \Delta_3$.

Proof. The proof will follow the one given for the SIS model. For \mathfrak{L} the infinitesimal generator of the SIRS stochastic process, we see that

$$\begin{aligned} \mathfrak{L}g(x) &= \left(-\beta x_1 x_2 + \delta x_3 \right) \frac{\partial g}{\partial x_1}(x) + \left(\beta x_1 x_2 - \lambda x_2 \right) \frac{\partial g}{\partial x_2}(x) + \left(\lambda x_2 - \delta x_3 \right) \frac{\partial g}{\partial x_3}(x) + \frac{1}{2} \sigma^2 x_1^2 x_2^2 \frac{\partial^2 g}{\partial x_1^2}(x) \\ &+ \frac{1}{2} \sigma^2 x_1^2 x_2^2 \frac{\partial^2 g}{\partial x_2^2}(x) - \frac{1}{2} \sigma^2 x_1^2 x_2^2 \frac{\partial^2 g}{\partial x_1 \partial x_2}(x) - \frac{1}{2} \sigma^2 x_1^2 x_2^2 \frac{\partial^2 g}{\partial x_2 \partial x_1}(x) \\ &+ \int_{\mathbb{R}} \left[g \left(x + (0, -j(y)x_2, j(y)x_2) \right) - g(x) \right] \nu(dy) \end{aligned}$$

Take κ as a positive constant such that $\delta - \beta - 2\kappa > 0$, (which exists by our assumption). Now, define the positive function $f(x) = c_1(x_1 - 1)^2 + c_2 x_2^2 + c_3 x_3^2$, where c_1, c_2 , and c_3 are positive,

$$\frac{c_3 \left(\lambda + \int_{\mathbb{R}} j(y)\nu(dy) \right)}{\delta - \beta - 2\kappa} < c_1,$$

and

$$\frac{c_1 \left(\frac{\sigma^2}{2} + \beta \right) + c_3 \int_{\mathbb{R}} j^2(y)\nu(dy)}{\lambda + \int_{\mathbb{R}} j(y)\nu(dy) - \int_{\mathbb{R}} \frac{j^2(y)}{2}\nu(dy) - \frac{\sigma^2}{2} - \beta} < c_2.$$

Then

$$\begin{aligned} \mathfrak{L}f(x) &= \left(-\beta x_1 x_2 + \delta x_3 \right) 2c_3(x_1 - 1) + \left(\beta x_1 x_2 - \lambda x_2 \right) c_2 x_2 + \left(\lambda x_2 - \delta x_3 \right) c_3 x_3 + \frac{1}{2} \sigma^2 x_1^2 x_2^2 2c_1 + \frac{1}{2} \sigma^2 x_1^2 x_2^2 2c_2 \\ &+ \int_{\mathbb{R}} \left[c_2 \left(x_2 - j(y)x_2 \right)^2 - c_2 x_2^2 \right] \nu(dy) + \int_{\mathbb{R}} \left[c_3 \left(x_3 + j(y)x_2 \right) - c_3 x_3^2 \right] \nu(dy) \\ &= \left\{ c_1 \sigma^2 x_1^2 x_2^2 - 2c_2 x_2^2 + c_2 \int_{\mathbb{R}} \left[-2j(y) + j^2(y) \right] \nu(dy) x_2^2 + c_2 \sigma^2 x_1^2 x_2^2 + 2c_2 \beta x_1 x_2^2 + c_3 \int_{\mathbb{R}} j^2(y)\nu(dy) x_2^2 \right\} \\ &+ \left\{ -2c_1 \delta x_3 + 2c_1 \delta x_1 x_3 + c_3 \lambda x_2 x_3 + 2c_3 \int_{\mathbb{R}} j(y)\nu(dy) x_2 x_3 - 2c_3 \delta x_3^2 \right\} + \left\{ -2c_1 \beta x_2 x_1^2 + 2c_1 \beta x_2 x_1 \right\}. \end{aligned}$$

Organizing and simplifying yields

$$\begin{aligned} \mathfrak{L}f(x) &= 2 \left\{ c_1 \frac{\sigma^2}{2} x_1^2 - c_2 \left(\lambda + \int_{\mathbb{R}} j(y)\nu(dy) - \int_{\mathbb{R}} \frac{j^2(y)}{2}\nu(dy) - \frac{\sigma^2}{2} x_1^2 - \beta x_1 \right) + c_3 \int_{\mathbb{R}} j^2(y)\nu(dy) \right\} x_2^2 \\ &+ 2 \left\{ c_1 \delta \left(-1 + x_1 \right) + c_3 \left(\lambda x_2 + \int_{\mathbb{R}} j(y)\nu(dy) x_2 - \delta x_3 \right) \right\} x_3 + 2c_1 \beta \left\{ -x_1 + 1 \right\} x_2 x_1 \\ &= 2 \left\{ c_1 \frac{\sigma^2}{2} x_1^2 - c_2 \left(\lambda + \int_{\mathbb{R}} j(y)\nu(dy) - \int_{\mathbb{R}} \frac{j^2(y)}{2}\nu(dy) - \frac{\sigma^2}{2} x_1^2 - \beta x_1 \right) + c_3 \int_{\mathbb{R}} j^2(y)\nu(dy) \right\} x_2^2 \\ &+ 2 \left\{ c_1 \delta \left(-x_2 - x_3 \right) + c_3 \left(\lambda x_2 + \int_{\mathbb{R}} j(y)\nu(dy) x_2 - \delta x_3 \right) \right\} x_3 + 2c_1 \beta \left\{ x_2 + x_3 \right\} x_2 x_1 \\ &= 2 \left\{ c_1 \left(\frac{\sigma^2}{2} x_1^2 + \beta x_1 \right) - c_2 \left(\lambda + \int_{\mathbb{R}} j(y)\nu(dy) - \int_{\mathbb{R}} \frac{j^2(y)}{2}\nu(dy) - \frac{\sigma^2}{2} x_1^2 - \beta x_1 \right) + c_3 \int_{\mathbb{R}} j^2(y)\nu(dy) \right\} x_2^2 \\ &+ 2 \left\{ \left(-c_1 \left(\delta - \beta x_1 x_2 \right) + c_3 \left[\lambda + \int_{\mathbb{R}} j(y)\nu(dy) \right] \right) x_2 - \left(c_1 + c_3 \right) \delta x_3 \right\} x_3. \end{aligned}$$

Increasing the values of the positive numbers, we see that

$$\begin{aligned}
\mathfrak{L}f(x) &\leq 2\left\{c_1\left(\frac{\sigma^2}{2} + \beta\right) - c_2\left(\lambda + \int_{\mathbb{R}} j(y)\nu(dy) - \int_{\mathbb{R}} \frac{j^2(y)}{2}\nu(dy) - \frac{\sigma^2}{2} - \beta\right) + c_3 \int_{\mathbb{R}} j^2(y)\nu(dy)\right\}x_2^2 \\
&\quad + 2\left\{\left(-c_1(\delta - \beta) + c_3\left[\lambda + \int_{\mathbb{R}} j(y)\nu(dy)\right]\right)x_2 - (c_1 + c_3)\delta x_3\right\}x_3 \\
&= 2\left\{c_1\left(\frac{\sigma^2}{2} + \beta\right) - c_2\left(\lambda + \int_{\mathbb{R}} j(y)\nu(dy) - \int_{\mathbb{R}} \frac{j^2(y)}{2}\nu(dy) - \frac{\sigma^2}{2} - \beta\right) + c_3 \int_{\mathbb{R}} j^2(y)\nu(dy)\right\}x_2^2 \\
&\quad + 2\left\{\left(-c_1(\delta - \beta) + c_3\left[\lambda + \int_{\mathbb{R}} j(y)\nu(dy)\right]\right)x_2 - (c_1\delta + c_3\delta)x_3\right\}x_3 - \kappa c_1(x-1)^2 + \kappa c_1(x-1)^2 \\
&= 2\left\{c_1\left(\frac{\sigma^2}{2} + \beta + \kappa\right) - c_2\left(\lambda + \int_{\mathbb{R}} j(y)\nu(dy) - \int_{\mathbb{R}} \frac{j^2(y)}{2}\nu(dy) - \frac{\sigma^2}{2} - \beta\right) + c_3 \int_{\mathbb{R}} j^2(y)\nu(dy)\right\}x_2^2 \\
&\quad + 2\left\{\left(-c_1(\delta - \beta - 2\kappa) + c_3\left[\lambda + \int_{\mathbb{R}} j(y)\nu(dy)\right]\right)x_2 - (c_1(\delta - \kappa) + c_3\delta)x_3\right\}x_3 - \kappa c_1(x-1)^2 \\
&\leq 2\left\{c_1\left(\frac{\sigma^2}{2} + \beta + \kappa\right) - c_2\left(\lambda + \int_{\mathbb{R}} j(y)\nu(dy) - \int_{\mathbb{R}} \frac{j^2(y)}{2}\nu(dy) - \frac{\sigma^2}{2} - \beta\right) + c_3 \int_{\mathbb{R}} j^2(y)\nu(dy)\right\}x_2^2 \\
&\quad - 2\left(c_1(\delta - \kappa) + c_3\delta\right)x_3^2 - \kappa c_1(x-1)^2.
\end{aligned}$$

Therefore, there exists a positive constant k , such that $\mathfrak{L}g \leq -kg$. Theorem 4 in [4] tells us that for an $\epsilon > 0$, there exists a neighborhood of \mathbf{e}_1 , say U , such that

$$P_{\mathbf{x}}\left(\lim_{t \rightarrow \infty} \mathfrak{E}(t) = \mathbf{e}_1\right) \geq 1 - \epsilon.$$

for $\mathbf{x} \in U \cap \Delta_2$.

Define τ_ϵ as above, and fix an arbitrary $\epsilon > 0$. We will show that $E_{\mathbf{x}}[\tau_\epsilon] < \infty$, which will assert our theorem. To adjust for the process possibly jumping over the boundary of τ_ϵ , we will define $1 - \epsilon_0 = \sup\{S(\tau_\epsilon)\}$, (where $\epsilon_0 = 1$ if the set is empty). Since the process does not hit the boundary in finite time, we have that $\epsilon_0 > 0$ a.s. Note that, for the function f above, $\mathfrak{L}f(x) \leq \alpha(1-x)^2$, for some $\alpha > 0$. Now for $\mathbf{x} \in \Delta_3$, such that $x_1 < 1 - \epsilon$, and $0 < t < \infty$, Dynkin's formula yields

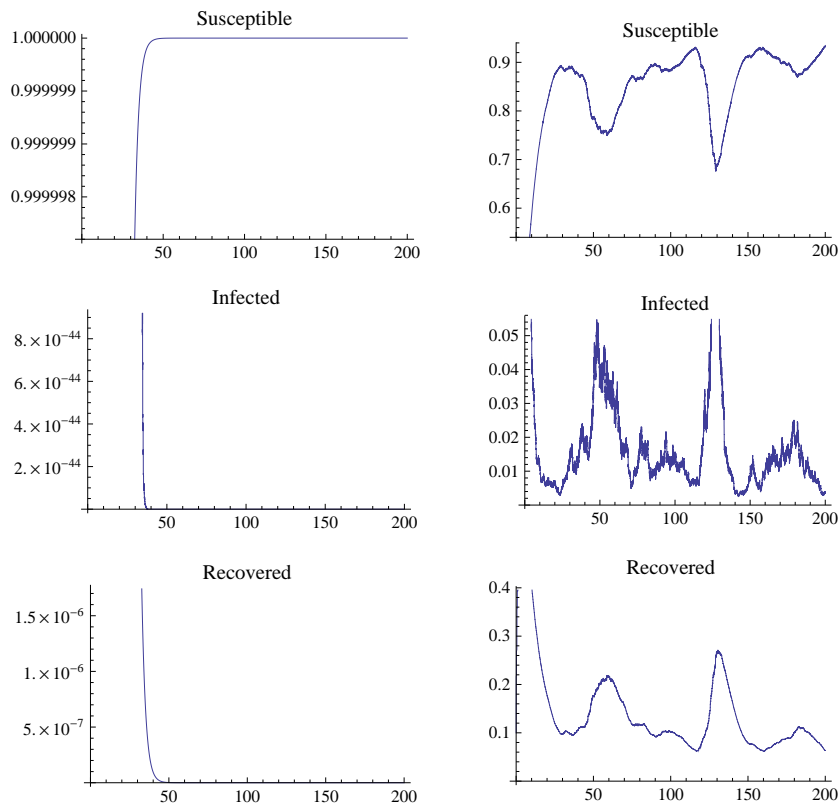
$$\begin{aligned}
E_{\mathbf{x}}[f(\tau_\epsilon \wedge t)] &= f(x) - E_{\mathbf{x}}\left[\int_0^{\tau_\epsilon \wedge t} \mathfrak{L}f(\mathfrak{E}(s))ds\right] \\
&\leq f(x) - E_{\mathbf{x}}\left[\int_0^{\tau_\epsilon \wedge t} (1 - S(s))^2 ds\right] \\
&\leq f(x) - \alpha\epsilon_0^2 E_{\mathbf{x}}[\tau_\epsilon \wedge t].
\end{aligned}$$

Thus $E_{\mathbf{x}}[\tau_\epsilon] < \infty$, and therefore, following the proof of Theorem 1,

$$P_x\left(\lim_{t \rightarrow \infty} \mathfrak{E}(t) = \mathbf{e}_1\right) = 1.$$

□

The simulations given below show globally asymptotic stability to the disease free equilibrium and an epidemic.



(a) Convergence to the disease free equilibrium. (b) An example of an epidemic.

Figure 3: For both simulations, the initial condition are $S_0 = .3$, $I_0 = .6$, and $R_0 = .1$. For the left hand side the parameter values $\beta = .3$, $\sigma = .1$, $\lambda = .29$, $\delta = .4$, $\nu(\mathbb{R}) = 1$, and $j(y) \equiv .3$ were used. While the parameter values of $\beta = .8$, $\sigma = .2$, $\lambda = .1$, $\delta = .1$, $\nu(\mathbb{R}) = .5$, and $j(y) \equiv .1$ were used.

Acknowledgement. *The author would like to thank Professor Troy Day for wonderful guidance.*

References

- [1] Mario Abundo. On first-passage times problem for one-dimensional jump-diffusion processes. *Probability and Mathematical Statistics*, 20(2):399–423, 2000.
- [2] D. Applebaum. *Lévy processes and stochastic calculus*. Cambridge Studies in Advanced Mathematics, Cambridge, 2004.
- [3] J. Bertoin. *Lévy processes*. Cambridge University Press, Cambridge, 1996.
- [4] I. Gihman and A. V. Skorohod. *Stochastic differential equations*. Springer-Verlag, New York, 1972.
- [5] D. He, J. Dushoff, T. Day, J. Ma, and D.J.D. Earn. Mechanistic modelling of the three waves of the 1918 influenza pandemic. *Theoretical Ecology*, 4:283–288, 2011.
- [6] I. Imhof. The long-run behavior of the stochastic replicator dynamics. *Annals of Applied Probability*, 15(1B):1019–1045, 2005.
- [7] I. Karatzas and S. Shreve. *Brownian Motion and Stochastic Calculus*. Springer-Verlag, New York, 1991.
- [8] Andrei Korobeinikov. Global properties of SIR and SEIR epidemic models with multiple parallel infectious stages. *Bulletin of Mathematical Biology*, 71(1):75–83, 2009.

- [9] H. Kushner. *Stochastic stability and control*. Academic Press Inc., New York, 1967.
- [10] S. P. Meyn and R. L. Tweedie. Stability of markovian processes III: Foster-Lyapunov criteria for continuous-time processes. *Advances in Applied Probability*, 25(3):518–548, 1993.
- [11] F Rao, W Wang, and Z Li. Stability analysis of an epidemic model with diffusion and stochastic perturbation. *Commun Nonlinear Sci Numer Simulat*, 17:2551–2563, 2012.
- [12] K. Sato. *Lévy Processes and Infinitely Divisible Distributions*. Cambridge University Press, Cambridge, 1999.
- [13] A. V. Skorohod. *Asymptotic methods in the theory of stochastic differential equations*. American Mathematical Society, Moscow, 1989.
- [14] K. Taira. *Semigroups, Boundary Value Problems and Markov Processes*. Springer-Verlag, Berlin-Heidelberg, 2004.
- [15] E. Tornatore, S. Buccellato, and P. Vetro. Stability of a stochastic SIR system. *Physica A*, 354(1):111–126, 2005.
- [16] Henry C. Tuckwell. On the first-exit time problem for temporally homogeneous markov processes. *J. Appl. Prob.*, 13(1):39–48, 1976.
- [17] C. Yuan, D Jiang, D ORegan, and R.P. Agarwal. Stochastically asymptotically stability of the multi-group seir and sir models with random perturbation. *Commun Nonlinear Sci Numer Simulat*, 17:2501–2516, 2012.