

Data Dissemination And Collection Algorithms For Collaborative Sensor Networks Using Dynamic Cluster Heads

Salah A. Aly^{1,2}

Mohamed Salim¹

¹Center of Research Excellence in Hajj and Umrah, Umm Al-Qura University, Makkah, KSA

²College of Computer and Information Systems, Umm Al-Qura University, Makkah, KSA

Emails: salahaly@uqu.edu.sa,

msalim@crowdsensing.net

Abstract—We develop novel data dissemination and collection algorithms for Wireless Sensor Networks (WSNs) in which we consider n sensor nodes distributed randomly in a certain field to measure a physical phenomena. Such sensors have limited energy, shortage coverage range, bandwidth and memory constraints. We desire to disseminate nodes' data throughout the network such that a base station will be able to collect the sensed data by querying a small number of nodes. We propose two data dissemination and collection algorithms (DCA's) to solve this problem. Data dissemination is achieved through dynamical selection of some nodes. The selected nodes will be changed after a time slot t and may be repeated after a period T .¹

I. INTRODUCTION

Wireless Sensor Networks (WSNs) are expanding rapidly due to various applications and ease of development. However, WSNs encounter several challenges to be deployed efficiently in a given environment. Such challenges are limited source energy, limited transmission bandwidth, shortage coverage range, data dissemination, data persistence, redundancy of defective nodes and data security. A typical wireless sensor network (WSN) can be used in many applications such as monitoring a physical phenomena from the surrounding environment like temperature, gases, humidity, volcanoes and tornados. Also, it can be used in animal tracking, forest fire detection and in military applications such as detection of enemy intrusion.

Many techniques are used in data dissemination [11], [13] and cluster head election [5], [18], [16]. Fountain codes and random walks have been used to disseminate data from κ sources to a set of storage nodes τ , see [12], [14]. LEACH algorithm [9] is the most popular clustering algorithm. Several cluster head selection algorithms are based on LEACH architecture. The main drawback of the mentioned techniques is the requirement that positions of all sensors must be known. Our algorithms don't use Fountain codes or random walks and independent on sensors positions.

We consider a model for large-scale wireless sensor networks with n identical sensing nodes distributed randomly and uniformly in a certain field. The nodes do not know the locations of the neighboring nodes as required in [7] and they don't maintain routing tables. In this work, we propose two algorithms for data dissemination and data collection in wireless sensor networks. The first algorithm is Pre-known

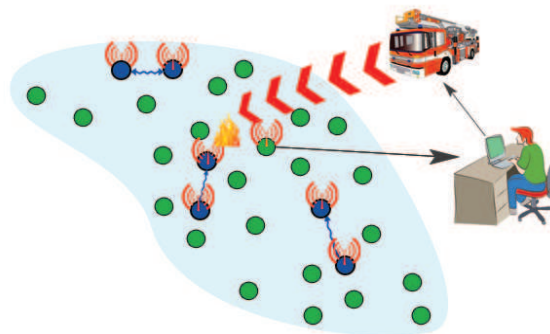


Fig. 1. A model for WSNs with n nodes distributed randomly and uniformly, among them are k cluster head nodes with a blue color.

Head selection data Dissemination and Collection Algorithm (PHDCA). The second algorithm is Random Head selection data Dissemination and Collection Algorithm (RHDCA). We aim to develop an efficient method to randomly distribute and collect information from n sensors by querying 10%–20% of nodes for retrieving information about all network nodes with a high probability.

This work is organized as follows. In Section VI we present a background and short survey of the related work. In Section II we introduce the network model. In Sections III and IV, we describe the DCA's algorithms and demonstrate some analysis for the DCA's algorithms. In Section V we present simulation studies of the proposed algorithms, and the paper is concluded in Section VII.

II. NETWORK MODEL

In this section we present the network model. Consider a set of n identical sensing nodes distributed randomly in a field F of dimensions $A = L \times W$, where L and W are the length and the width of F , respectively. We assume that each node has at least one neighboring node, meaning that with probability $P = 1$ there are no isolated nodes.

Definition 1 (Cluster head): The cluster head node (HN) is an arbitrary node among all network nodes \mathcal{N} which exchanges its neighbors data with the other neighboring cluster head nodes.

Definition 2 (Node degree): The node degree d_{s_i} is the number of neighboring nodes to the node s_i within its coverage

¹Thanks to HajjCoRE, Center of Research Excellence in Hajj and Umrah at UQU, and NPSTI at KACST in KSA, agencies for funding this work.

range. The average mean degree of all nodes in \mathcal{N} is given by

$$\mu = \frac{1}{n} \sum_{i=1}^n d_{s_i}. \quad (1)$$

The total period (T) is the period after which the sensed data has been disseminated in the network \mathcal{N} and is divided into ϵ equal time slots:

$$T = \epsilon \times t, \quad (2)$$

for some integer number ϵ . The algorithms performance and simulation results confirm our theoretic bounds. The head nodes consume more energy than other nodes due to excess transmissions needed for data dissemination and data collection. So, such nodes are dynamically selected to apply fairness in energy consumption on all nodes. Also, the dynamical selection improves the performance of data dissemination in the network. The head nodes will be changed every time slot t . The number of head nodes in the network is k (where $k/n \cong \%10$). The selection of T depends on the intended application (i.e. T is small for high data rate applications and large for low data rate applications).

Assumptions:

- 1) Let $S = \{s_1, \dots, s_n\}$ be a set of n identical sensing nodes distributed randomly in a field F of dimensions $A = L \times W$, where L and W are the length and the width of F , respectively.
- 2) Let $H = \{h_1, \dots, h_k\}$ be a set of k head nodes selected from the n sensing nodes to disseminate the data in the network and they will be changed at each time slot t .
- 3) Let T be the period after which the sensed data has been disseminated in the network and it is divided into ϵ equal slots $t = \{t_1, \dots, t_\epsilon\}$.
- 4) The nodes use flooding to know their neighbors, as each node will send a message containing its ID_{s_i} to all neighboring nodes. Each node receives an incoming ID_{s_i} from any node s_i will consider the node of the incoming ID_{s_i} as its neighbor.
- 5) Each node in the network generates a packet P_{s_i} as follows:

$$P_{s_i} = (ID_{s_i}, x_{s_i}, flag), \quad (3)$$

where, ID_{s_i} is the ID of node s_i , x_{s_i} is the sensed data of node s_i and $flag$ is a variable set to 0 in flooding process or to 1 otherwise.

- 6) Each node has a radio range coverage r_i . The node s_i will be considered as a neighbor of s_j if and only if $d_{s_i, s_j} \leq r_j$, where d_{s_i, s_j} is the distance between nodes s_i and s_j .
- 7) Initially, let the number of nodes n is known. Practically, the number of nodes in the network varies due to node energy depletion, failure nodes and added redundance nodes. Hence, it is important to estimate the number of nodes at each period T . The base station will consider the number of retrieved nodes when querying 10% of nodes as the total number of nodes n . The estimated

number of nodes will be sent to the first survived head node in the network (i.e. The first survived node from H).

III. DCA'S ALGORITHMS

In this section, we will demonstrate the DCA's algorithms.

A. PHDCA ALGORITHM

In PHDCA algorithm we dynamically select the k cluster head nodes that disseminate the data in the network according to a pre-known manner. The algorithm can be classified into four phases as follows:

- **Initialization phase:** In this phase, the head nodes are initially selected from $ID_{s_i} = 1 : 0.1n$ at the first time slot t_1 .
- **Flooding phase:** In this phase, each sensor will broadcast a message containing its ID_{s_i} to be able to discover its neighbors to store them in its data base. If any node receives any incoming ID_{s_i} , it will consider the node of the incoming ID_{s_i} as its neighbor. Also, the broadcasting message containing a flag equal zero to indicate the flooding phase.
- **Sensing and data dissemination phase:** In this phase, such sensor reads a new data, it will send this data to some of its neighboring nodes. The neighboring head nodes will disseminate the data in the network by exchanging their neighbors data among them as shown in Fig. 1. The head nodes will be changed at each time slot and repeated each period T .
- **Data collection phase:** In this phase, the base station can query small number of any nodes to retrieve the data sensed by the n sensing nodes and make an estimation for n to send it to the first survived node.

B. RHDCA ALGORITHM

In PHDCA algorithm, we assumed that the selection of head nodes is pre-known at each time slot t and the head nodes are repeated each period T . The disadvantage of this algorithm is the topology dependence. So, its performance depends on the distribution of head nodes which depends on network topology. We extended PHDCA to obtain RHDCA that randomly selects k head nodes at each time slot t . The performance of RHDCA is topology independent due to randomly selection of head nodes. The difference between the two algorithms is the sensing and data dissemination phase as follows:

Sensing and data dissemination phase: In this phase k head nodes are selected randomly at each time slot t . The k head nodes may be not repeated each period T . Also, each sensor reads a new data, it will send this data to some of its neighboring nodes. The neighboring head nodes will disseminate the data in the network by exchanging their neighbors data among them.

Input: A sensor network with $S = \{s_1, \dots, s_n\}$ source nodes, n source packets x_{s_1}, \dots, x_{s_n} .

Output: storage buffers y_1, y_2, \dots, y_n for all sensors S .

$t = 1$; //initiate the value that represents the number of time slot in the period T .

foreach node $u = 1 : n$ **do**

if $u \leq 0.1n$ **then**

u is a head node;

end

end

foreach node $u = 1 : n$ **do**

Generate a packet containing ID_u , $flag = 0$ and broadcast this message to its set of neighbors;

$P_u = (ID_u, x_u, flag)$;

end

while still remains surviving nodes **do**

foreach node $u = 1 : n$ **do**

if u sensed new data **then**

u will send this data to some of its neighbors randomly;

end

end

foreach head node $h = 1 : k$ **do**

h and its neighboring head nodes exchange their neighbors data with each others ;

end

if t expired **then**

Generate new k head nodes as follows:

$t++$;

foreach node $u = 1 : n$ **do**

if $0.1n(t-1) < u \leq 0.1nt$ **then**

u is a head node;

end

end

if $t == \epsilon$ **then**

$t = 0$;

$n = n_{received}$; //updates n by the received estimated node number from base station.

end

end

Algorithm 1: PHDCA algorithm

IV. ANALYSIS

In this section we analyze the proposed DCA's algorithms.

Lemma 3: The probability that a set M of sensors has at least one cluster head node is given by

$$\Pr(M \cap H) = 1 - \prod_{i=1}^m \left(1 - \frac{k}{n-i+1}\right), \quad (4)$$

where, $m = |M|$ is the number of nodes in M .

Proof: Number of ways in which the m nodes can be drawn from the total number of nodes n is

$$\binom{n}{m} = C_m^n = \frac{n!}{m!(n-m)!}. \quad (5)$$

Number of ways so that no head nodes exist in the set M is $\binom{n-k}{m}$. So, the probability that the set M has no cluster head nodes is $\frac{\binom{n-k}{m}}{\binom{n}{m}}$. Hence, the probability that the set M has at least one head node is

$$1 - \frac{\binom{n-k}{m}}{\binom{n}{m}} = 1 - \prod_{i=1}^m \left(1 - \frac{k}{n-i+1}\right)$$

Lemma 4: The probability that a set M of sensors has a set Z of cluster head nodes is given by

$$\Pr(Z) = \frac{\binom{n-k}{m-z} \binom{k}{z}}{\binom{n}{m}}, \quad (6)$$

where, $z = |Z|$ is the number of nodes in Z .

Proof: Number of ways in which the m nodes can be drawn from the n sensing nodes is $\binom{n}{m}$. From the Fundamental Counting Theorem, the total number of ways in which z head nodes and $m-z$ non head nodes can be drawn from the n sensing nodes is $\binom{n-k}{m-z} \binom{k}{z}$. So, The probability that a set of n sensor has z head nodes is $\frac{\binom{n-k}{m-z} \binom{k}{z}}{\binom{n}{m}}$. ■

Definition 5 (Head energy consumption (E_h)): is the energy consumption at all nodes due to data dissemination in the network \mathcal{N} when all nodes have the same coverage range and packet size.

Lemma 6: Let β be the probability that a node s_i has a set Z of neighboring head nodes. From Equation (6), β can be given by

$$\beta = \frac{\binom{n-k}{d_{s_i} - z_{s_i}} \binom{k}{z_{s_i}}}{\binom{n}{d_{s_i}}}, \quad (7)$$

where, z_{s_i} is the number of neighboring head nodes to node s_i and d_{s_i} is the degree of node s_i when the set M represents the neighboring nodes of the node s_i .

The total energy consumption E_h is given by

$$E_h = \frac{\epsilon k}{n} (n \mu p_r + p_t \sum_{i=1}^n \beta \alpha_i z_{s_i}), \quad (8)$$

where, α_i is the number of transmissions between the node s_i and its neighbors and p_t, p_r are the transmitted and received energy costs due to sending one packet.

Proof: Let σ be the received energy cost of nodes n due to data dissemination, so

$$\begin{aligned} \sigma &= \frac{k}{n} \sum_{i=1}^n d_{s_i} p_r \\ &= k \mu p_r, \end{aligned} \quad (9)$$

where, $\frac{k}{n}$ is the probability that a node s_i is a head node. Let ζ be the transmitted energy cost of nodes n due to data dissemination, so

$$\begin{aligned} \zeta &= \frac{k}{n} \sum_{i=1}^n \beta \alpha_i z_{s_i} p_t \\ &= \frac{k p_t}{n} \sum_{i=1}^n \beta \alpha_i z_{s_i}. \end{aligned} \quad (10)$$

Hence, the total energy consumption due to data dissemination at ϵ time slots is given by

$$\begin{aligned} E_h &= \epsilon(\sigma + \zeta) \\ &= \frac{\epsilon k}{n}(n\mu p_r + p_t \sum_{i=1}^n \beta \alpha_i z_{s_i}). \end{aligned} \quad (11)$$

Lemma 7: The total energy consumption at the sensing nodes due to sending the sensed data to their neighbors is given by

$$E_s = n(p_t + \mu p_r), \quad (12)$$

where all nodes have the same coverage range and packet size.

Proof: The energy consumption at nodes n due to sending its sensed data is np_t . The energy consumption at nodes n due to all received packets is $\sum_{i=1}^n p_r \times d_{s_i}$. Hence, assuming that each node updates its data one time at each period T , the energy consumption at the n sensing nodes is

$$\begin{aligned} E_s &= \sum_{i=1}^n (p_t + d_{s_i} p_r) \\ &= n(p_t + \mu p_r). \end{aligned} \quad (13)$$

Lemma 8: The optimum number of head nodes that gives minimum energy consumption is given by

$$k_{opt} = \sqrt{\left| \frac{nE_h}{\epsilon \lambda \sum_{i=1}^n \alpha_i Z_{s_i}} \right|} \quad (14)$$

where, $\lambda = \frac{d}{dk} \sum_{i=1}^n \beta$.

Proof: The optimum number of head nodes that gives minimum energy consumption can be driven by the differentiation of Equation (8) as follows:

$$\frac{d}{dk_{opt}} (E_h) = 0. \quad (15)$$

V. SIMULATION AND PERFORMANCE EVALUATIONS

In this section we present some simulation results to illustrate the performance of the proposed algorithms.

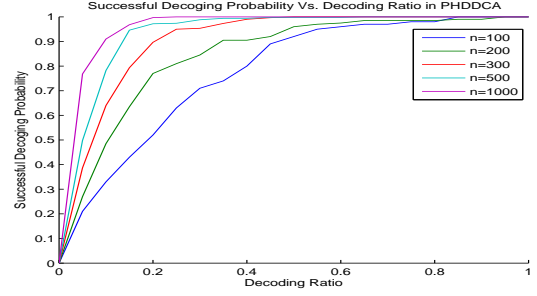
Definition 9: Decoding Ratio (η) is the ratio between the number of queried nodes \hat{n} and the total number of sources n .

$$\eta = \frac{\hat{n}}{n} \quad (16)$$

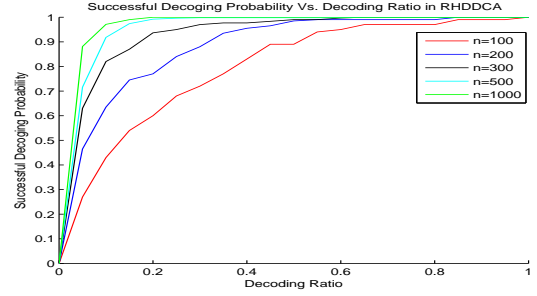
Definition 10: Successful Decoding Probability (P_s) is the probability that the n source packets are all recovered from the \hat{n} queried nodes.

Fig. 2 shows the relation between the successful decoding probability and the decoding ratio for different values of sensing nodes n in PHDCA and RHDCA algorithms.

Fig. 2(a) and Fig. 2(b) show that increasing the number of network nodes n and fixing the covering radius r of all

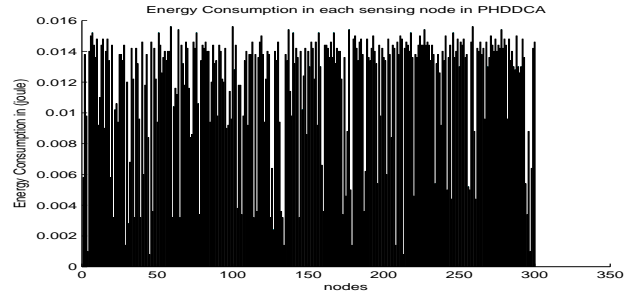


(a) PHDCA

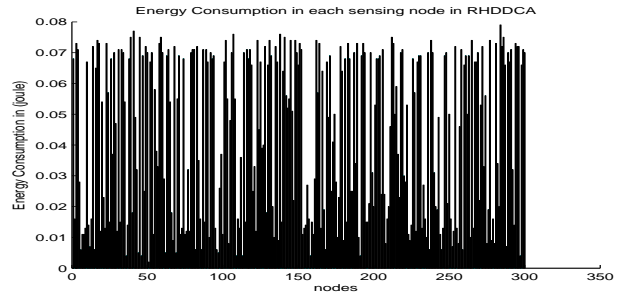


(b) RHDCA

Fig. 2. The relation between the successful decoding probability and the decoding ratio for $n=100, n=200, n=300, n=500, n=1000$ when $A=100*100, \epsilon=10, \text{buffer size}=40$ and $r=5$.



(a) PHDCA



(b) RHDCA

Fig. 3. The energy consumption at each sensing node in network N when $A=100*100, n=300, \epsilon=10, \text{buffer size}=40, \text{packet size}=2\text{Kbits}$, node energy=5J and $r=5$.

nodes will result in an improvement in the successful decoding probability as well. We can notice that as the number of nodes increasing, the number of queried sensors can be decreased to recover the data with a reasonable successful probability. Particularly, for $n > 500$, we see that querying up to 10% will reveal about 85% of network data in PHDCA and about 92% of network data in RHDCA.

Fig. 3 shows the amount of energy consumption at each node after the dissemination of data in the network \mathcal{N} in PHDCA and RHDCA algorithms. From this figure we can notice that the energy consumption in PHDCA algorithm is better than the obtained result in RHDCA algorithm. We assumed that the energy consumption at the sensing node due to sensing data is neglected and each sensor node is assumed to be of initial battery charge 5 Joule. We calculated the energy consumption according to [17], they assumed that the energy consumption at a sensor node s_i due to transmitting one packet is given by

$$p_t = (50 * 10^{-9} + 100 * 10^{-12} * r_{s_i}^2) * \psi_{s_i}. \quad (17)$$

and the energy consumption at a sensor node s_i due to receiving one packet is given by

$$p_r = 50 * 10^{-9} * \psi_{s_i}, \quad (18)$$

where ψ_{s_i} is the packet size of node s_i .

Definition 11: Death Rate (DR) is the ratio between the number of dead nodes \bar{n} and the total number of sensing nodes n .

$$DR = \frac{\bar{n}}{n}. \quad (19)$$

Fig. 4 illustrates the relation between the death rate and the total number of sensing nodes. Increasing the number of network nodes n and fixing the field area will result in an increase in the death rate as well.

Fig. 5 shows the relation between the performance of data collection and the elapsed time in DCA's. As the elapsed time increases, more nodes disappear from the network N (i.e. DR increases) due to energy depletion. Hence, the data dissemination and data collection performances will be negatively affected by the disappeared nodes \bar{n} . From Fig. 5(a) and 5(b) we can deduce that the performance of data collection of PHDCA along time is better than RHDCA.

VI. DISCUSSIONS

In this section we will indicate the related work to our work.

- The authors in [1] proposed a distributed data collection algorithm to store and forward information obtained by wireless sensor networks. They used $n - k$ storage nodes to collect the sensed data from the network, where k is the sensor nodes, n is the total number of nodes and $(n - k)/n$ is 20%.
- The authors in [2], [15], [3] suggested two distributed storage algorithms for large-scale wireless sensor networks. Such node chooses randomly one of its neighbors to send its data to another neighbor. Such packet can travel to a certain number of hops according to its time to

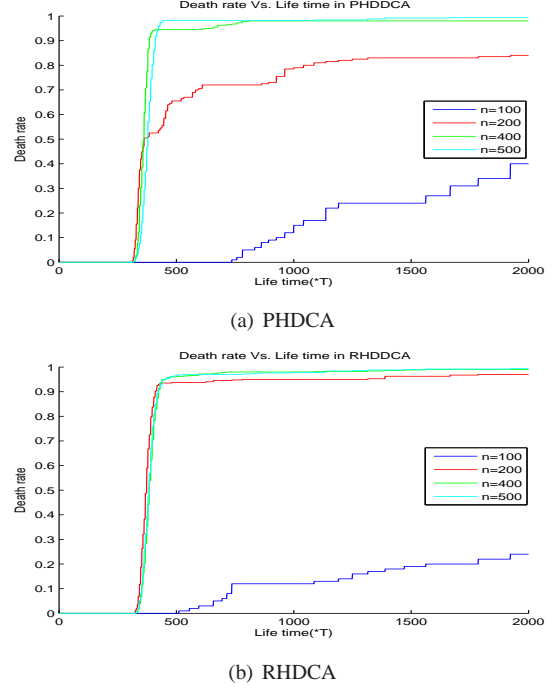


Fig. 4. The relation between the death rate and number of nodes n in network N when $A=100*100$, $\epsilon=10$, buffer size=40 and $r=5$.

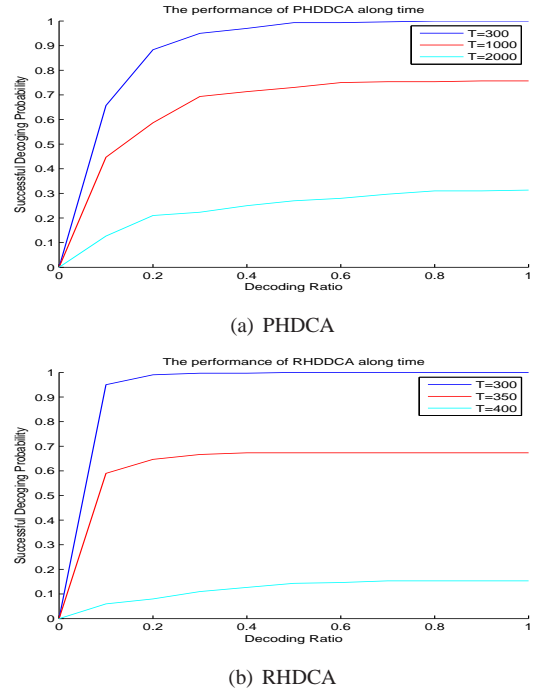


Fig. 5. The performance of PHDCA and RHDCA algorithms along time when $A = 100 \times 100$, $n = 300$, $\epsilon=10$, $buffer\ size = 40$ and $r=5$.

live counter. The receiver node will decide with a random probability if it will accept the incoming message or not.

- The authors in [6] used a decentralized implementation of Fountain codes that uses geographic routing and every node has to know its location.
- The authors in [8] increased data persistence in wireless sensor networks using a novel technique called growth codes, i.e. increasing the amount of information that can be recovered at the sink nodes.
- Authors in [10] used a centralized controller to select CHs. By using a central control algorithm to form the clusters, it can produce better clusters by dispersing the CH nodes throughout the network.
- The authors in [4] proposed a distributed, randomized clustering algorithm to organize the sensors in a wireless sensor network into clusters.

VII. CONCLUSION AND FUTURE WORK

In this paper, we presented two algorithms for data dissemination and collection in wireless sensor networks. Given n sensing nodes with limited buffers, we demonstrated schemes to disseminate sensed data throughout the network with less computational overhead. The proposed algorithms did not assume any pro-known of routing tables or nodes' locations. In addition, the time factor T can be selected to be suitable for the intended applications and minimizing energy consumption. Our future work will develop accurate practical algorithms to optimize energy consumptions in the sensor network.

ACKNOWLEDGMENTS

This research is supported by the Center of Research Excellence in Hajj and Omrah (HajjCoRE) at Umm Al-Qura University in Makkah, KSA, under a project number P1127, entitled "Crowd-Sensing System: Crowd Estimation, Safety, and Management", 2012. Also, this research is supported by the NPSTI grant from KACST, KSA.

REFERENCES

- [1] S. A. Aly, A. Ali-Eldin, and H. V. Poor. A distributed data collection algorithm for wireless sensor networks with persistent storage nodes. *4th IFIP International Conference on New Technologies, Mobility and Security*, February 2011.
- [2] S. A. Aly, H. Darwish, M. Youssef, and M. Zidan. Distributed flooding-based storage algorithms for large-scale wireless sensor networks. *IEEE International Conference on Communications*, June 2009.
- [3] S. A. Aly, Z. Kong, and E. Soljanin. Raptor codes based distributed storage algorithms for wireless sensor networks. *In Proc. 2008 IEEE International Symposium on Information Theory*, July 2008.
- [4] S. Bandyopadhyay and E. J. Coyle. An energy efficient hierarchical clustering algorithm for wireless sensor networks. *Twenty-Second Annual Joint Conference of the IEEE Computer and Communications Societies, San Francisco, CA, USA*, March 2005.
- [5] Levente Buttyan and Tamas Holczer. Private cluster head election in wireless sensor networks. *Proceedings of the Fifth IEEE International Workshop on Wireless and Sensor Networks Security (WSNS'09), IEEE, IEEE, Macau SAR, PRC.*, October 2009.
- [6] A. G. Dimakis, V. Prabhakaran, and K. Ramchandran. Ubiquitous access to distributed data in large-scale sensor networks through decentralized erasure codes. *4th IEEE Symposium on Information Processing in Sensor Networks (IPSN)*, April 2005.

- [7] A. G. Dimakis, V. Prabhakaran, and K. Ramchandran. Distributed fountain codes for networked storage. *Speech and Signal Processing, ICASSP*, May 2006.
- [8] J. Feldman, A. Kamra, V. Misra, and D. Rubenstein. Growth codes: maximizing sensor network data persistence. *In Proc. 2006 conference on Applications, Technologies, Architectures, and Protocols for Computer Communications*, 2006.
- [9] M. J. Handy, M. Haase, and D. Timmermann. Low energy adaptive clustering hierarchy with deterministic cluster-head selection. *The 4th International Workshop on Mobile and Wireless Communications Network*, 2002.
- [10] W. R. Heinzelman, A. Chandrakasan, and H. Balakrishnan. An application specific protocol architecture for wireless microsensor network. *IEEE Transactions on Wireless Communications*, 2002.
- [11] Nomic Imran, Salman Khan, and Imran Rao. A trust worthy and well-organized data disseminating scheme for ad-hoc wsn. *International Journal of Computer Networks & Communications*, May 2010.
- [12] S. Kokalj-Filipovic, P. Spasojevic, R. Yates, and E. Soljanin. Decentralized fountain codes for minimum-delay data collection. *In CISS*, March 2008.
- [13] S. Kokalj-Filipovic, R. Yates, and P. Spasojevic. Infrastructures for data dissemination and in-network storage in location-unaware wireless sensor networks. *Technical report, WINLAB*, 2007.
- [14] Silviya Kokalj-Filipovic, Predrag Spasojevic, and Emina Soljanin. Doped fountain coding for minimum delay data collection in circular networks. *IEEE Journal on Selected Areas in Communications (JSAC)*, 2009.
- [15] Z. Kong, S. A. Aly, and E. Soljanin. Decentralized coding algorithms for distributed storage in wireless sensor networks. *IEEE Journal on Selected Areas in Communications*, February 2010.
- [16] C. M. Liu, C. H. Lee, and L. C. Wang. Distributed clustering algorithms for data-gathering in wireless mobile sensor networks. *J. Parallel Distrib. Comput.*, 2007.
- [17] N. Meghanathan, S. K. Sharma, and G. W. Skelton. On energy efficient data dissemination in wireless sensor networks using mobile sinks. *Journal of Theoretical and Applied Information Technology*, 2010.
- [18] O. Younis and S. Fahmy. Heed: A hybrid, energy-efficient, distributed clustering approach for ad-hoc sensor networks. *IEEE Transactions on Mobile Computing*, 2004.