

# The $\sigma$ law of evolutionary dynamics in community-structured populations

Changbing Tang<sup>a</sup>, Xiang Li<sup>a1</sup>, Lang Cao<sup>b</sup>, Jingyuan Zhan<sup>a</sup>

<sup>a</sup>Adaptive Networks and Control Lab, Department of Electronic Engineering Fudan University, Shanghai 200433, China

<sup>b</sup>Department of Mathematical Engineering and Information Physics, University of Tokyo, Tokyo 153-8505, Japan

---

## Abstract

Evolutionary game dynamics in finite populations provides a new framework to understand the selection of traits with frequency-dependent fitness. Recently, a simple but fundamental law of evolutionary dynamics, which we call  $\sigma$  law, describes how to determine the selection between two competing strategies: in most evolutionary processes with two strategies,  $A$  and  $B$ , strategy  $A$  is favored over  $B$  in weak selection if and only if  $\sigma R + S > T + \sigma P$ . This relationship holds for a wide variety of structured populations with mutation rate and weak selection under certain assumptions. In this paper, we propose a model of games based on a community-structured population and revisit this law under the Moran process. By calculating the average payoffs of  $A$  and  $B$  individuals with the method of effective sojourn time, we find that  $\sigma$  features not only the structured population characteristics but also the reaction rate between individuals. That's to say, an interaction between two individuals are not uniform, and we can take  $\sigma$  as a reaction rate between any two individuals with the same strategy. We verify this viewpoint by the modified replicator equation with non-uniform interaction rates in a simplified version of the prisoner's dilemma game (PDG).

*Keywords:* Evolutionary game theory, Sojourn time, Non-uniform interaction rate, Simplified PDG.

---

## 1. Introduction

Evolutionary game theory was originally introduced as a tool for studying animal behavior (Maynard and Price, 1973; Maynard, 1982) but has become a general approach that transcends almost every aspect of evolutionary biology (Nowak and Sigmund, 2004a), and provides a framework to understand the dynamics of frequency-dependent selection (Hofbauer and Sigmund, 1998; Gintis, 2000; Cressman, 2003; Nowak and Sigmund, 2004a; Nowak, 2006; Antal et al., 2009a; Wu et al., 2010; Gokhale and Traulsen, 2011; Tarnita et al., 2011).

The traditional approach of evolutionary game theory uses deterministic dynamics to describe infinitely large, well-mixed populations (Hofbauer and Sigmund, 1988, 2003). To understand evolutionary game dynamics in finite-sized populations, a stochastic approach is developed (Schaffer, 1988; Fogel et al., 1998; Ficici et al., 2000; Alos-Ferrer, 2003; Perc, 2007; Traulsen and Nowak, 2007). A crucial quantity in the stochastic approach is the fixation probability of strategies which relies on the individual's reproduction ability (Nowak et al., 2004b; Taylor et al., 2004; Imhof and Nowak, 2006; Nowak, 2006; Traulsen et al., 2006a; Lessard and Ladret, 2007; Bomze and Pawlowitsch, 2008). In the limit of weak selection, for a neutral mutant, probability  $\rho_A$ , that an individual using strategy  $A$  will invade and take over the whole population of individuals using strategy  $B$ , is equal to the reciprocal of the population size, i.e.,  $1/N$ . Therefore, the selection favors the fixation of invading strategy  $A$  if  $\rho_A > 1/N$  under the weak selection.

Evolutionary game dynamics are also affected by the structure of population. Lots of early works focused on spatial games with regular lattices (Nowak and May, 1992; Nakamaru et al., 1997; Hauert and Doebeli, 2004; Szabó and Fath, 1998; Szabó et al., 2000), which recently, have been expanded to general structured populations, such as graphs (Lieberman et al., 2005; Ohtsuki et al., 2006a; Ohtsuki and Nowak, 2006b; Ohtsuki et al., 2007a; Taylor et al., 2007; Cao and Li, 2008; Fu et al., 2009; Li and Cao, 2009; Perc and Wang, 2010; Wang et al., 2011), phenotype space (Antal et al., 2009b) and set structured populations (Tarnita et al., 2009a). In a word, a population structure specifies who interacts with whom, and it greatly affects the outcome of an evolution. If the fitness of an individual is determined by its interactions with others, then we are in the world of evolutionary game theory (Nathanson et al., 2009).

---

<sup>1</sup>Email address:lix@fudan.edu.cn

Consider a game of two strategies,  $A$  and  $B$ , in a population of fixed size  $N$ . Mutual cooperation is rewarded by  $R$  for each player, whereas mutual defection pays each player a punishment  $P$ . If a cooperator plays against a defector, the former gets the suckers payoff  $S$  and the latter gets the temptation to defect  $T$ . Thus, the interactions are given by the payoff matrix

$$\begin{array}{cc} & \begin{array}{c} A \\ B \end{array} \\ \begin{array}{c} A \\ B \end{array} & \begin{array}{cc} R & S \\ T & P \end{array} \end{array} \quad (1)$$

Each individual obtains a payoff by interacting with others according to the population structure, and reproduces either genetically or culturally with a rate proportional to its payoff. Of course, reproduction is subject to mutation. Whenever an individual reproduces, the offspring adopts the parent's strategy with probability  $1 - \nu$  and a random strategy with probability  $\nu$ . To make the evolutionary dynamics of the process well approximated by an embedded Markov chain on the pure states (Wu et al., 2011), it's considered that mutation rate  $\nu < (N \ln N)^{-1} \ll 1$ .

It is said that strategy  $A$  is selected over strategy  $B$  if it is more abundant in the stationary distribution of the mutation-selection process. Tarnita et al. (2009b) showed that with the weak selection, the condition that strategy  $A$  is more abundant than strategy  $B$  in the stationary distribution of the mutation-selection process is

$$\sigma R + S > T + \sigma P \quad (2)$$

From this inequality, we know that the condition specifying which strategy is more abundant is a linear inequality of the payoff values,  $R, S, T, P$ . It's pointed out that parameter  $\sigma$ , reflects how the structured populations influence the evolutionary dynamics (Nowak et al., 2010), and this inequality holds for a wide variety of population structures, including well mixed populations, graphs, phenotype space and set structured populations (Nathanson et al., 2009). Conveniently, we call this simple but fundamental law as the  $\sigma$  law.

Recently, attention are focused on the population structures allowing selection at multiple levels (Girvan and Newman, 2002; Newman, 2006; Traulsen et al., 2005a, 2006b, 2008; Wang et al., 2011; Hauert and Imhof, 2011; Wang et al., 2012). In this case, a population is divided into groups (or communities), and the selection between individuals can be either in a community or among several communities. Following this line, we propose a model of games on a community-structured population based on the graph theory with a finite size. We verify that evolutionary games on the community-structured population obeys the  $\sigma$  law from the viewpoint of interaction under the Moran process with sojourn time. Along the path of an invasion attempt, we find that the probability of an interaction between any two individuals with the same strategy is  $\sigma$  times of that between different strategies. In other words,  $\sigma$  represents the reaction rate between two individuals with the same strategy, and quantifies the degree that individuals using the same strategy are more ( $\sigma > 1$ ) or less ( $\sigma < 1$ ) likely to interact than individuals using different strategies.

## 2. $\sigma$ law in community-structured populations

### 2.1. Model of community structures

Consider a game played in a finite population of the fixed size  $H$  distributed over  $M$  communities (each community has the same size  $N$ , and any two of which have none common member) with strategies  $A$  and  $B$ . Each individual obtains a payoff according to the payoff matrix (1). At each time step, a single individual is selected proportional to its fitness for reproduction, and the offspring either replaces a randomly chosen individual in this community or moves to another community at any time step to replaces a randomly chosen individual. In Hauert and Imhof (2011), the authors discussed the evolutionary dynamics in a deme structured population, and assumed that the migration rate is proportional to deme's fitness. In this paper, we suppose that there exists a graph in the structured population connecting communities, and the migration occurs between two communities if there is an edge between them (See Fig. 1).

Label all communities in the structured populations with  $l = 1, 2, \dots, M$ . The probability that a selected individual belongs to community  $l$  migrates to community  $m$  is given by  $\lambda_{lm}$ . Hence the migration process is determined by an  $M \times M$  matrix,  $\Lambda = [\lambda_{lm}]$ ,  $\lambda_{ll}$  is the probability that an individual stays in community  $l$ . Note that  $\lambda_{ll} + \sum_{m \in \Omega_l} \lambda_{lm} = 1$ , where  $\Omega_l$  denotes the set of all the communities that individuals in community  $l$  can migrate to. Thus  $\Lambda$  is a stochastic matrix with an eigenvalue 1, and no eigenvalue has an absolute value greater than 1 (Godsil and Royle, 2001).

Assume that a mutant *A*-individual (individual using strategy *A*) is produced from a community *l* with pure strategy *B*. This mutant replaces a randomly chosen individual in community *l* with probability  $\lambda_{ll}$ , or migrates to community *m* and replaces a randomly chosen individual in community *m* with probability  $\lambda_{lm}$ ,  $m \in \Omega_l$ . Since the graph connects all the communities as its nodes, there exists a path along which a mutant beginning in community *l*,  $l \in \{1, 2, \dots, M\}$  can be fixed in the whole population (note that the path is not unique). An example that the fixation process of a single mutant in the whole community-structured population is shown in Fig. 2, where the fixation of a mutant from community 1 to take over the whole population corresponds to a path.

## 2.2. $\sigma$ law in community-structured population with sojourn time

Assume that a migration occurs very rarely and much less than mutation ( $\lambda_{lm} \ll \nu < (N \ln N)^{-1} \ll 1$ ,  $m \in \Omega_l$ ). In the limit of  $\lambda_{lm} \rightarrow 0$  and  $\nu \rightarrow 0$ , the population spends almost all the time in the homogeneous states with all individuals of type *A* or type *B*. Since mutations occur much more frequently than migrations, a migrant has either invaded the whole community or been eliminated before the next migration takes place (Traulsen et al., 2006b). Due to this special structure, the interactions within a community is more frequent than those between communities. This allows us to use the method of sojourn time in the Moran process which was applied to explain the one-third law of evolutionary dynamics in Ohtsuki et al. (2007b).

Suppose that a single individual from *l*-community is selected proportional to its fitness for reproduction. This newborn has to stay or migrate to another community and replaces a randomly selected individual, and the total number of the population keeps unchanged. Based on the migration matrix  $\Lambda$  constructed previously, we know that the newborn stays in community *l* with probability  $\lambda_{ll}$ , and migrate to community *m* with probability  $\lambda_{lm}$ , where  $\lambda_{ll} \gg \lambda_{lm}$ ,  $m \neq l$ .

First, we discuss the Moran process that happens in *l*-community with probability  $\lambda_{ll}$ . Among the total *N* individuals in community *l*, *j* of them follow strategy *A*, and  $N - j$  follow strategy *B*. Introduce a parameter  $\omega$  to measure the intensity of selection. The corresponding fitness of *A* and *B* individuals are given by

$$\begin{aligned} f_j &= 1 - \omega + \omega F_j \\ g_j &= 1 - \omega + \omega G_j \end{aligned}$$

where  $F_j$  and  $G_j$  are the expected payoffs for *A* and *B*, respectively. In this paper, we consider the weak selection, i.e.,  $\omega \rightarrow 0$ . In the state space  $\{0, \dots, N\}$ , there are two absorbing states,  $j = 0$  (which means *A* has become extinct) and  $j = N$  (which means *A* has reached fixation). Then the transition probability  $p_{j,j\pm 1}$  is given by

$$\begin{aligned} p_{j,j+1} &= (N - j)/N \cdot j f_j / [j f_j + (N - j) g_j] \\ p_{j,j-1} &= j/N \cdot [(N - j) g_j] / [j f_j + (N - j) g_j] \\ p_{j,j} &= 1 - p_{j,j+1} - p_{j,j-1} \end{aligned} \quad (3)$$

Consider a path along which a mutant invades a resident population from state *j* ( $1 \leq j \leq N - 1$ ). Since the mutant eventually gets absorbed into either state 0 or state *N*, we are interested in how much time is spent at state *j* along the path. In Ohtsuki et al. (2007b), the authors called it the sojourn time. Given all paths that start at state *i*, let  $\bar{t}_{ij}$  be the mean sojourn time at state *j* before the absorption into either state 0 or state *N*, which is described as (see, for example, Ewens (2004)).

$$\bar{t}_{ij} = \sum_{k=0}^{k^l} p_{ik} \bar{t}_{kj} + \delta_{ij}, \quad \bar{t}_{0j} = \bar{t}_{Nj} = 0 \quad (4)$$

In particular, if we start from a single mutant with no loss of generality, i.e.,  $i = 1$ , then Eq. (4) can be simplified as

$$\bar{t}_{1j} = N/j. \quad (5)$$

This means that the stochastic process spends most of the time around the absorbing state,  $j = 0$ . Besides, the mean effective sojourn time  $\bar{\tau}_{ij}$  at state *j* for paths that start at state *i* is given by  $\bar{\tau}_{ij} = (p_{j,j+1} + p_{j,j-1}) \bar{t}_{ij}$ . Now, we only concern the mean effective sojourn time  $\bar{\tau}_{1j}$  which starts from a single mutant under the neutral drift. Since the fitness  $f_j$  and  $g_j$  are very close to 1 under weak selection, with Eqs. (3) and (5), we obtain

$$\begin{aligned} \bar{\tau}_{1j} &= (p_{j,j+1} + p_{j,j-1}) \bar{t}_{1j} \\ &= \{(N - j)/N \cdot j f_j / [j f_j + (N - j) g_j] + j/N \cdot [(N - j) g_j] / [j f_j + (N - j) g_j]\} N/j \\ &\approx 2(N - j)/N \end{aligned} \quad (6)$$

We now can count the average number of games played by  $A$ -individual and  $B$ -individual along a path of invasion. At state  $j$ , an  $A$ -individual meets  $(j - 1)$   $A$ -individuals and  $(N - j)$   $B$ -individuals, while a  $B$ -individual meets  $j$   $A$ -individuals and  $(N - j - 1)$   $B$ -individuals. The average number of games played by  $A$ -individual and  $B$ -individual at state  $j$  can be summarized as (Ohtsuki et al., 2007b)

$$\begin{pmatrix} A \rightarrow A & A \rightarrow B \\ B \rightarrow A & B \rightarrow B \end{pmatrix}_j = \begin{pmatrix} j-1 & N-j \\ j & N-j-1 \end{pmatrix} \quad (7)$$

Therefore, the effective number of encounters are

$$\begin{aligned} & \sum_{j=1}^{N-1} \bar{\tau}_{1j} \begin{pmatrix} j-1 & N-j \\ j & N-j-1 \end{pmatrix} = \\ & 2 \begin{pmatrix} \sum_{j=1}^{N-1} \frac{1}{N} (j-1)(N-j) & \sum_{j=1}^{N-1} \frac{1}{N} (N-j)(N-j) \\ \sum_{j=1}^{N-1} \frac{1}{N} j(N-j) & \sum_{j=1}^{N-1} \frac{1}{N} (N-j-1)(N-j) \end{pmatrix} \\ & = 2 \cdot \begin{pmatrix} \sum_{j=1}^{N-1} \frac{1}{N} (j-1)N_B^l & \sum_{j=1}^{N-1} \frac{1}{N} (N-j)N_B^l \\ \sum_{j=1}^{N-1} \frac{1}{N} (N-j)N_A^l & \sum_{j=1}^{N-1} \frac{1}{N} (j-1)N_A^l \end{pmatrix} \end{aligned} \quad (8)$$

where  $N_A^l$  is the number of  $A$ -individuals in community  $l$  at state  $j$ ,  $N_B^l = N - N_A^l$  is the number of  $B$ -individuals in community  $l$  at state  $j$ . Furthermore, denote  $I_{XX}^l$  the total number of interactions that an  $X$ -individual interacts with other  $X$ -individuals, and  $I_{XY}^l (X \neq Y)$  is the total number of interactions that an  $X$ -individual interacts with  $Y$ -individuals, where  $X, Y \in \{A, B\}$ . Symmetrically, we have the following equations  $\langle I_{AA}^l N_B^l \rangle_0 = \langle I_{BB}^l N_A^l \rangle_0$ ,  $\langle I_{AB}^l N_B^l \rangle_0 = \langle I_{BA}^l N_A^l \rangle_0$  at neutrality (Nathanson et al., 2009). The notation  $\langle \cdot \rangle_0$  denotes the quantity averaged over all states of the stochastic process under neutral drift,  $w = 0$ . Thus, Eq. (8) can be simplified as

$$\begin{aligned} & 2 \begin{pmatrix} \langle I_{AA}^l N_B^l \rangle_0 & \langle I_{AB}^l N_B^l \rangle_0 \\ \langle I_{BA}^l N_A^l \rangle_0 & \langle I_{BB}^l N_A^l \rangle_0 \end{pmatrix} \\ & \rightarrow \begin{pmatrix} \sigma^l & 1 \\ 1 & \sigma^l \end{pmatrix} \end{aligned} \quad (9)$$

where  $\sigma^l = \langle I_{AA}^l N_B^l \rangle_0 / \langle I_{AB}^l N_B^l \rangle_0$ . On the other hand, the newborn reproduced in community  $l$  migrates to community  $m$  with probability  $\lambda_m$ . Suppose that in community  $m$  there are  $h$   $A$ -individuals and  $N - h$   $B$ -individuals, where  $N$  is the size of community  $m$ . Similarly, we can get the effective sojourn time  $\bar{\tau}_{1h} \approx 2(N - h)/N$ . And the effective number of encounters can be written as

$$\begin{pmatrix} \sigma^m & 1 \\ 1 & \sigma^m \end{pmatrix} \quad (10)$$

where  $\sigma^m = \langle I_{AA}^m N_B^m \rangle_0 / \langle I_{AB}^m N_B^m \rangle_0$ .

Since we only discuss the number of interactions along a path that the mutant invades the whole population, the total number of interactions is a linear composition of the number of interactions in every community. So the total effective number of interactions can be finally written as

$$\begin{pmatrix} \sigma & 1 \\ 1 & \sigma \end{pmatrix} \quad (11)$$

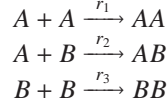
where  $\sigma = c_l \sigma^l + \sum_{m \in \Omega_l}^M c_m \sigma^m$ . Here, the coefficient  $c_n (n \in l \cup \Omega_l)$ , reflects the strength of effect from effective number of interactions in community  $n$  to total effective number of interactions.

Eq. (11) suggests that both types of individuals with the same strategy interact  $\sigma$  times as often as they interact with the other individuals. Therefore the average payoffs of  $A$  and  $B$  individuals along an invasion-path in a community-structured population are  $\sigma R + S$  and  $T + \sigma P$ , respectively. From this result we can get the  $\sigma$  law under the weak selection in a community-structured population, i.e., the condition that strategy  $A$  is more abundant than strategy  $B$  in the stationary distribution is  $\sigma R + S > T + \sigma P$ .

### 3. $\sigma$ law in the case of non-uniform interaction

The  $\sigma$  law provides a fundamental criterion to specify which strategy is more abundant in a structured population. But, what's the  $\sigma$ ? In Nowak et al. (2010), the authors said that  $\sigma$  is the 'structure coefficient', and it reflects how the structured population influences the evolutionary dynamics. In this section, we point out that  $\sigma$  also features the reaction rate between two individuals with the same strategy.

To verify this point, we will use the evolutionary game theory with non-uniform interaction rates discussed in Taylor and Nowak (2006). They assumed that the probability of interaction between two individuals is dependent of their strategies, and described the interaction as



Let us consider a simplified version of the prisoner's dilemma game (PDG) with the payoff matrix as below

$$\begin{array}{cc|cc} & & C & D \\ C & & b-c & -c \\ D & & b & 0 \end{array} \quad (12)$$

If we discuss the game (12) in a population without community-structure, i.e.  $M = 1$ , strategy  $D$  dominates strategy  $C$  with uniform interaction rates  $r_1 = r_2 = r_3$ . Eventually, the entire population consists of defectors. However, if individuals only interact with opponents of the same strategy, cooperators cannot be exploited by defectors. In this case, when  $r_2 = 0$  and  $r_1, r_3 > 0$ , cooperation is the dominant strategy due to  $b - c > 0$ . Therefore,  $r_2 \neq 0$  means that cooperators and defectors do interact.

Without loss of generality, we assume that  $r_1 = r_3 = r > 0$ ,  $r_2 = 1$  in a population with community-structure. Let  $x^l$  and  $y^l$  be the frequencies of individuals adopting strategy  $C$  and  $D$  in community  $l$ , respectively, and  $x^l + y^l = 1$ . The fitness of individuals are determined by the average payoffs over a large number of interactions. Therefore, the fitness of  $A$  and  $B$  individuals in community  $l$  are

$$f_C^l = [r(b-c)x^l - cy^l]/(rx^l + y^l), \quad f_D^l = bx^l/(x^l + ry^l), \quad (13)$$

In our model, an individual is randomly selected at each time step as a new vacancy, which is replaced either with the offspring of an individual from the same community or with an individual migrated from other communities. In community  $l$ , the probability of an  $X$ -individual ( $X = C$ , or  $D$ ) filling a new vacancy due to local reproduction is proportional to the product of the number of  $X$ -individuals and their fitness, i.e.,  $N_X^l f_X^l$ . And, the probability of an  $X$ -individual filling in a new vacancy due to global migration is proportional to the product of the averaged number of  $X$ -individuals and the migration rate  $\lambda_l$ , i.e.,  $\lambda_l \langle N_X \rangle$ . Here, we suppose  $\lambda_{lm} = \lambda_l = (1 - \lambda_{ll})/N_{\Omega_l}$ ,  $m \in \Omega_l$ , where  $N_{\Omega_l}$  is the number of set  $\Omega_l$ . Thus, we obtain the transition probabilities as

$$\begin{aligned} T_{C \rightarrow D}^l &= (N_C^l/N) \cdot (N_D^l f_D^l + \lambda_l \langle N_D \rangle) / [\sum_{C,D} (N_C^l f_C^l + \lambda_l \langle N_D \rangle)] \\ &= (N_C^l/N) \cdot [\bar{f}^l / (\bar{f}^l + \lambda_l) \cdot (N_D^l f_D^l) / (N \bar{f}^l) + \lambda_l / (\bar{f}^l + \lambda_l) \cdot \langle N_D \rangle / N] \\ T_{D \rightarrow C}^l &= (N_C^l/N) \cdot (N_C^l f_C^l + \lambda_l \langle N_C \rangle) / [\sum_{C,D} (N_C^l f_C^l + \lambda_l \langle N_C \rangle)] \\ &= (N_D^l/N) \cdot [\bar{f}^l / (\bar{f}^l + \lambda_l) \cdot (N_C^l f_C^l) / (N \bar{f}^l) + \lambda_l / (\bar{f}^l + \lambda_l) \cdot \langle N_C \rangle / N] \end{aligned} \quad (14)$$

where  $\bar{f}^l = f_C^l \cdot (N_C^l/N) + f_D^l \cdot (N_D^l/N)$ , and  $\langle N_X \rangle = \sum_{i=1}^M N_X^i / M$ . From Eq. (14), we know that after a vacancy appears, either local reproduction occurs with probability  $\bar{f}^l / (\bar{f}^l + \lambda_l)$ , or global migration occurs with probability  $\lambda_l / (\bar{f}^l + \lambda_l)$ .

For sufficiently large but finite populations, Traulsen et al. have shown that the stochastic process can be well approximated by a set of stochastic differential equations combining deterministic dynamics and diffusion referred to as Langevin dynamics (Traulsen et al., 2005b, 2006c). Hence from Eq. (14), we may derive the Langevin equation to describe the evolutionary dynamics as

$$\dot{x}^l = a^l(x^l) + b^l(x^l)\xi \quad (15)$$

where  $a^l = T_{D \rightarrow C}^l - T_{C \rightarrow D}^l$ ,  $b^l$  is the effective terms, and  $\xi$  is the uncorrelated Gaussian noise. As  $N \rightarrow \infty$ , the diffusion term tends to zero and a deterministic equation is obtained

$$\begin{aligned} \dot{x}^l = a^l(x^l) = & (N_D^l/N) \cdot [\bar{f}^l/(\bar{f}^l + \lambda_l) \cdot (N_C^l f_C^l)/(N \bar{f}^l) + \lambda_l/(\bar{f}^l + \lambda_l) \cdot \langle N_C \rangle/N] \\ & - (N_C^l/N) \cdot [\bar{f}^l/(\bar{f}^l + \lambda_l) \cdot (N_D^l f_D^l)/(N \bar{f}^l) + \lambda_l/(\bar{f}^l + \lambda_l) \cdot \langle N_D \rangle/N] \end{aligned} \quad (16)$$

Therefore, the equilibria of Eq. (16) which satisfy  $T_{D \rightarrow C}^l = T_{C \rightarrow D}^l$  are

$$[-(\alpha - 2\beta)(x^l)^2 + (\alpha - 2\beta)x^l + \beta]/[-(r-1)^2(x^l)^2 + (r-1)^2x^l + r] = \gamma/N \quad (17)$$

where  $\alpha = r^2(b-c) - (b+c)$ ,  $\beta = -rc$ , and  $\gamma = 4(N_C^l - \bar{N}_C)M\lambda_l$  with  $\bar{N}_C = \sum_{i=1}^M N_C^i$ .

Denote  $\Delta N_C = N_C^l - \bar{N}_C$ . When  $\Delta N_C = 0$ , i.e., each community has the same numbers of  $C$ -individuals, Eq. (17) can be simplified as

$$-(\alpha - 2\beta)(x^l)^2 + (\alpha - 2\beta)x^l + \beta = 0 \quad (18)$$

When  $\alpha > -2\beta$ , i.e.,  $r > (b+c)/(b-c)$ , there are two interior equilibria. Specifically, the stable interior equilibrium is

$$x_s^{l*} = 1/2 + \sqrt{\alpha^2 - 4\beta^2}/(2\alpha - 4\beta)$$

and the unstable interior equilibrium is

$$x_u^{l*} = 1/2 - \sqrt{\alpha^2 - 4\beta^2}/(2\alpha - 4\beta)$$

As  $r$  increases, the two interior equilibria move symmetrically away from the bifurcation point  $x^{l*} = 1/2$ , the interior stable equilibrium moves toward 1, and the unstable equilibrium moves toward 0. Therefore, the proportion of cooperators tends to increase monotonically with  $r$  increases, and  $(b+c)/(b-c)$  is the critical value which specifies whether cooperators are more abundant than defectors or not. That's to say, cooperators are more abundant than defectors when

$$r(b-c) - c > b \quad (19)$$

This condition coincides with Eq. (2), for  $R = b-c, S = -c, T = b, P = 0$ , and the interaction rate  $r$  plays the same role as  $\sigma$  in section 2.

Since the frequencies of individuals adopting strategy  $C$  in each community become stable at the steady state of the evolutionary dynamics,  $\Delta N_C \rightarrow 0$ . Hence, when  $\Delta N_C \neq 0$ , we write  $\Delta N_C = \Delta N_{C0} \cdot \varepsilon$  for some fixed  $\Delta N_{C0} > 0$ , and Eq. (17) can be simplified as

$$[\gamma(r-1)^2 - N(\alpha - 2\beta)](x^l)^2 - [\gamma(r-1)^2 - N(\alpha - 2\beta)]x^l + (N\beta - \gamma r) = 0 \quad (20)$$

When  $N\alpha + 2N\beta > \gamma(r+1)^2/N$ , i.e.,  $r > (b+c+\gamma/N)/(b-c-\gamma/N)$ , we obtain the stable interior equilibrium

$$x_s^{l*} = 1/2 + 1/2 \sqrt{[\gamma(r+1)^2 - N(\alpha + 2\beta)]/[\gamma(r-1)^2 - N(\alpha - 2\beta)]}$$

and the unstable interior equilibrium is

$$x_u^{l*} = 1/2 - 1/2 \sqrt{[\gamma(r+1)^2 - N(\alpha + 2\beta)]/[\gamma(r-1)^2 - N(\alpha - 2\beta)]}$$

This conclusion is similar to the case of  $\Delta N_C = 0$ , that is, the two interior equilibria move symmetrically away from the bifurcation point  $x^{l*} = 1/2$  and the proportion of cooperators tends to increase monotonically with  $r$  increases. Thus,  $(b+c+\gamma/N)/(b-c-\gamma/N)$  is the critical value which specifies whether cooperators are more abundant than defectors or not. With simplification, we have the condition that cooperators are more abundant than defectors

$$r(b-c) - c > b + (\gamma/N)(r+1) \quad (21)$$

When  $r > 1$ , a small  $\varepsilon > 0$  leads to  $\gamma \rightarrow 0$ . Eq. (21) is discriminated from Eq. (19) only with the infinitesimal term, and the second term in the r.h.s of Eq. (21) is negligible in the meaning of mathematic. Therefore, Eq. (21) also coincides with Eq. (2), for  $R = b-c, S = -c, T = b, P = 0$ .

To sum up, Eq. (19) and Eq. (21) reflect that the interaction rate  $r$  plays the similar role as  $\sigma$  in section 2, and we verify that  $\sigma$  features the reaction rate between two individuals with the same strategy.

## 4. Conclusion and Discussion

In this paper, we have proposed a model of games on a community-structured population to understand the  $\sigma$  law with the Moran process and the ergodic theory. By calculating the average payoffs of  $A$  and  $B$  individuals with the effective sojourn time method, we find that,  $\sigma$  features not only the structured populations characteristics, but also the reaction rate between individuals. Parameter  $\sigma$ , reflects that individuals using the same strategy may interact with themselves  $\sigma$  times than the interactions with individuals of the other strategy. That's to say, an interaction between two individuals are not uniform with the verification in a simplified PDG.

In practice, an overlap of communities usually exists in social networks for example, yet the case with overlap doesn't be discussed in this paper. Here we simplify an overlapped community-structured population to a none-overlap community-structured population. For a simple example without loss of generality, suppose that a game is played in a finite population with the fixed size  $H$  distributed over 2 communities, which have one common individual, as shown in Fig. 3(a). In this case, the overlap individual can be regarded as two parts, itself and a virtual reproduction which exist in the two corresponding separated communities, respectively. Therefore, the overlapped community-structured population with size  $H$  becomes a none-overlap one with size  $H + 1$  (see Fig. 3(b)), which is discussed in our paper. Hence, we provide a simplified yet alternative approach to study the evolutionary games in a community-structured population with overlap.

## Acknowledgment

We were grateful to Lin Wang and Yu Wang for their helpful discussions and valuable suggestions, and the anonymous reviewers for their constructive comments to help improve this paper. This work is supported partly by NSFC (Grant No. 60874089), the National Key Basic Research and Development Program (Grant No. 2010CB731403), and the NCET program of China (Grant No. 09-0317).

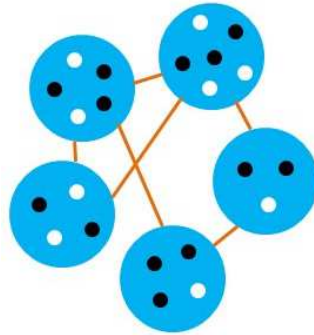
## References

### References

- Alos-Ferrer, C. 2003. Finite population dynamics and mixed equilibria. *Int. Game Theory Review.* 5, 263-290.
- Antal, T., Traulsen, A., Ohtsuki, H., Tarnita, C.E., Nowak, M.A., 2009a. Mutation-selection equilibrium in games with multiple strategies. *J. Theor. Biol.* 258, 614-622.
- Antal, T., Ohtsuki, H., Wakeley, J., Taylor, P.D., Nowak, M.A., 2009b. Evolution of cooperation by phenotypic similarity. *Proc. Natl. Acad. Sci. USA.* 106, 8597-8600.
- Bomze, I., Pawlowitsch, C., 2008. One-third rules with equality: second-order evolutionary stability conditions in finite populations. *J. Theor. Biol.* 254, 616-620.
- Cao, L., Li, X., 2008. Mixed evolutionary strategies imply coexisting opinions on networks. *Phys. Rev. E.* 77, 016108.
- Cressman, R., 2003. *Evolutionary Dynamics and Extensive Form Games.* MIT Press, Cambridge.
- Ewens, W. J., 2004. *Mathematical Population Genetics, vol. 1. Theoretical Introduction.* Springer, New York.
- Ficici, S. G., Pollack, J. B., 2000. Effects of finite populations on evolutionary stable strategies. In: Whitley, D.(ED.), *Proceedings of the 2000 Genetic and Evolutionary Computation Conference, San Francisco, CA.* Morgan-Kaufmann; 2000, 927-934.
- Fogel, G., Andrews, P., Fogel, D., 1998. On the instability of evolutionary stable strategies in small populations. *Ecol. Model.* 109, 283-294.
- Fu, F., Wang, L., Nowak, M. A., Hauert, C., 2009. Evolutionary dynamics on graphs: efficient method for weak selection. *Phys. Rev. E.* 79, 046707.
- Gintis, H., 2000. *Game Theory Evolving.* Princeton University Press, Princeton, USA.
- Girvan, M. and Newman, M. E., 2002. Community structure in social and biological networks. *J., Proc. Natl. Acad. Sci. U.S.A.,* 99, 7821-7826.
- Godsil, C. and Royle, G., 2001. *Algebraic Graph Theory. vol. 207: Springer-Verlag.*
- Gokhale, C.S., Traulsen, A., 2011. Strategy abundance in evolutionary many-player games with multiple strategies *J. Theor. Biol.* 238, 180-191.
- Hauert, C., Doebeli, M., 2004. Spatial structure often inhibits the evolution of cooperation in the snowdrift game. *Nature* 428, 643-646.
- Hauert, C., Imhof, L.A., 2011. Evolutionary games in deme structured, finite populations. *J. Theor. Biol.* DOI:10.1016/j.jtbi.2011.06.010.
- Hofbauer, J., Sigmund, K., 1988. *The Theory of Evolution and Dynamical Systems* (Cambridge Univ Press, Cambridge, UK).
- Hofbauer, J., Sigmund, K., 1998. *Evolutionary Games and Population Dynamics.* Cambridge University Press, Cambridge, UK.
- Hofbauer, J., Sigmund, K., 2003. Evolutionary game dynamics. *Bull. Am. Math. Soc.* 40, 479-519.
- Imhof, L. A., Nowak, M. A., 2006. Evolutionary game dynamics in a Wright-Fisher process. *J. Math. Biol.* 52, 667-681.
- Lessard, S., Ladret, V., 2007. The probability of a single mutant in an exchangeable selection model. *J. Math. Biol.* 54, 721-744.
- Lieberman, E., Hauert, C., Nowak, M.A., 2005. Evolutionary dynamics on graphs. *Nature* 433, 312-316.
- Li, X., Cao, L., 2009. Largest Laplacian eigenvalue predicts the emergence of costly punishment in the evolutionary ultimatum game on networks. *Phys. Rev. E.* 80, 066101.
- Maynard, Smith, J., Price, G. R., 1973. The logic of animal conflict. *Nature* 246, 15-18.

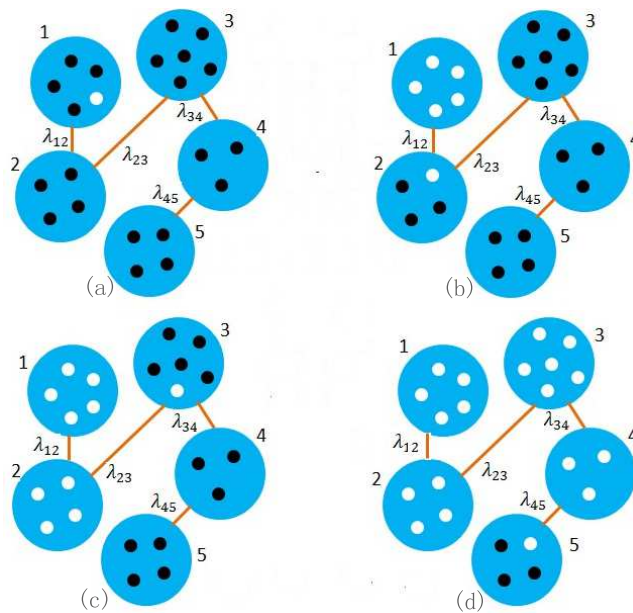
- Maynard, Smith, J., 1982. *Evolution and the Theory of Games* (Cambridge Univ Press, Cambridge, UK).
- Nakamaru, M., Matsuda, H., Iwasa, Y., 1997. The evolution of cooperation in a lattice-structured population. *J. Theor. Biol.* 184, 65-81.
- Nathanson, C.G., Tarnita, C.E., Nowak, M.A., 2009. Calculating Evolutionary Dynamics in Structured Populations. *PLoS Computational Biology*. Vol5(12), e1000615.
- Newman M. E. J., 2006. Modularity and community structure in networks. *Proc. Natl. Acad. Sci. U.S.A.*, 103, 8577-8582.
- Nowak, M. A., May, R. M., 1992. Evolutionary games and spatial chaos. *Nature* 359(6398), 826-829.
- Nowak, M. A., Sigmund, K., 2004a. Evolutionary dynamics of biological games. *Science* 303,793-799.
- Nowak, M. A., Sasaki, A., Taylor, C., Fudenberg, D., 2004b. Emergence of cooperation and evolutionary stability in finite populations. *Nature* 428, 646-650.
- Nowak, M.A., 2006. *Evolutionary Dynamics*. Harvard University Press, MA.
- Nowak, M.A., Tarnita, C.E., Antal, T., 2010. Evolutionary dynamics in structured populations. *Phil. Trans. R. Soc. B*, 365, 19-30.
- Ohtsuki, H., Hauert, C., Lieberman, E., Nowak, M.A., 2006a. A simple rule for the evolution of cooperation on graphs and social networks. *Nature* 441, 502-505.
- Ohtsuki, H., Nowak, M.A., 2006b. Evolutionary games on cycles. *Proc. R. Soc B*. 273, 2249-2256.
- Ohtsuki, H., Nowak, M.A., Pacheco, J.M., 2007a. Breaking the symmetry between interaction and replacement in evolutionary dynamics on graphs. *Phys Rev Lett*. 98, 108106.
- Ohtsukia H., Bordalob, P., Nowak, M.A., 2007b. The one-third law of evolutionary dynamics. *J. Theor. Biol.* 249, 289-295.
- Perc, M., 2007. Transition from Gaussian to levy distributions of stochastic payoff variations in the spatial prisoners dilemma game. *Phys. Rev. E*. 75, 022101.
- Perc. M., Wang. Z., 2010. Heterogeneous Aspirations Promote Cooperation in the Prisoners Dilemma Game. *PLoS ONE* 5(12), e15117.
- Schaffer, M. 1988. Evolutionarily stable strategies for a finite population and variable contest size. *J. Theor. Biol.* 132, 469-478.
- Szabó, G., Töke, C., 1998. Evolutionary prisoner's dilemma game on a square lattice. *Phys. Rev. E*. 58, 69-73.
- Szabó, G., Antal, T., Szabó, P., Droz, M., 2000. Spatial evolutionary prisoner's dilemma game with three strategies and external constraints. *Phys. Rev. E*. 62, 1095-103.
- Taylor, C., Fudenberg, D., Sasaki, A., Nowak, M.A., 2004. Evolutionary game dynamics in finite populations. *B. Math. Biol.* 66, 1621-1644.
- Taylor, C., Nowak, M.A., 2006. Evolutionary game dynamics with non-uniform interaction rates. *Theor. Popul. Biol.* 69, 243-252.
- Taylor, P.D., Day, T., Wild, G., 2007. Evolution of cooperation in a finite homogeneous graph. *Nature* 447, 469-472.
- Tarnita, C.E., Antal, T., Ohtsuki, H., Nowak, M.A., 2009a. Evolutionary dynamics in set structured populations. *Proc. Natl. Acad. Sci. USA*. 106, 8601-8604.
- Tarnita, C. E., Ohtsuki, H., Antal, T., Fu, F., Nowak, M. A., 2009b. Strategy selection in structured populations. *J. Theor. Biol.* 259, 570-581.
- Tarnita, C. E., Nicholas W., Nowak, M. A., 2011. Multiple strategies in structured populations. *Proc. Natl. Acad. Sci. USA*. 108(6), 2334-2337.
- Traulsen, A., Sengupta, A. M., Nowak, M. A., 2005a. Stochastic evolutionary dynamics on two levels. *J. Theor. Biol.* 235, 393-401.
- Traulsen, A., Claussen, J. C. and Hauert, C., 2005b. Coevolutionary Dynamics: From Finite to Infinite Populations. *Phys. Rev. Lett.* 95, 238701.
- Traulsen, A., Pacheco, J.M., Imhof, L., 2006a. Stochasticity and evolutionary stability. *Phys. Rev. E*. 74, 021905.
- Traulsen, A., and Nowak, M. A., 2006b. Evolution of cooperation by multilevel selection. *Proc. Natl. Acad. Sci. U.S.A.*, 103, 10952-10955.
- Traulsen, A., Claussen, J. C. and Hauert, C., 2006c. Coevolutionary dynamics in large, but finite populations. *Phys. Rev. E* 74, 011901.
- Traulsen, A., Nowak, M. A., 2007. Chromodynamics of cooperation in finite populations. *PLoS ONE* 2, e270.
- Traulsen, A., Shores, N. and Nowak, M. A., 2008. Analytical results for individual and group selection of any intensity. *Bull. Math. Biol.*, 70, 1410C1424.
- Wu, B., Zhou, D., Fu, F., Luo, Q. j., Wang, L., Traulsen, A., 2010. Evolution of cooperation on stochastic dynamical networks. *PLoS ONE* 5(6), e11187.
- Wu, B., Gokhale, C.S, Wang, L., Traulsen, A., 2011. How small are mutation rates? *J.Math.Biol.* DOI 10.1007/s00285-011-0430-8.
- Wang, Z., Murks, A., Du, W.B., Rong, Z.H., Perc, M. 2011. Coveting thy neighbors fitness as a means to resolve social dilemmas. *J. Theor. Biol.* 277, 19-26.
- Wang, Z., Szolnoki, A. and Perc, M. 2012. Evolution of public cooperation on interdependent networks: The impact of biased utility functions. *EPL*, 97, 48001.
- Wang, J., Wu, B., Daniel, W. C. Ho., Wang, L., 2011. Evolution of cooperation in multilevel public goods games with community structures. *Eur. Phy. L.*, 93, 58001.





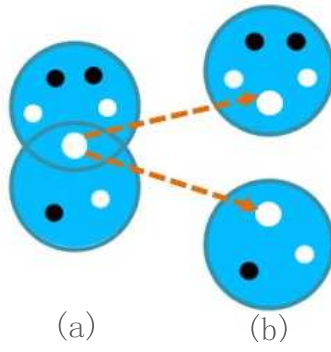
**Figure 1.**

An illustrative community-structured population with strategies *A* and *B*. At each time step, a single individual from the entire population is selected proportional to its fitness for reproduction, and the offspring either stays in this community or migrates to another community. There exists a graph connecting all the communities in the structured population. The migration occurs between two communities if there is an edge connecting them both.



**Figure 2.**

An illustrative fixation process of a single mutant in the whole community-structured population. (a) A single mutant is produced in community 1 (white node); (b) This mutant successfully takes over community 1 with probability  $\lambda_{11}$ , and then migrates to community 2 to replace a randomly chosen individual with probability  $\lambda_{12}$ ; (c) The mutant takes over community 2 with probability  $\lambda_{22}$ , and then migrates to community 3 to replace a randomly chosen individual with probability  $\lambda_{23}$ ; (d) The mutant takes over community 3 with probability  $\lambda_{33}$ , and then migrates to community 4 to replace a randomly chosen individual with probability  $\lambda_{34}$ .



**Figure 3.**

(a) An overlapped community-structured population with one common individual; (b) A population with two non-common communities.