

# Microtubules Interacting with a Boundary: Mean Length and Mean First-Passage Times

Bela M. Mulder

*FOM Institute AMOLF, Science Park 104,  
1098XG Amsterdam, the Netherlands*

(Dated: January 25, 2012; Revised: October 19, 2018)

## Abstract

We formulate a dynamical model for microtubules interacting with a catastrophe-inducing boundary. In this model microtubules are either waiting to be nucleated, actively growing or shrinking, or stalled at the boundary. We first determine the steady-state occupation of these various states and the resultant length distribution. Next, we formulate the problem of the Mean First-Passage Time to reach the boundary in terms of an appropriate set of splitting probabilities and conditional Mean First-Passage Times, and solve explicitly for these quantities using a differential equation approach. As an application, we revisit a recently proposed search-and-capture model for the interaction between microtubules and target chromosomes [Gopalakrishnan & Govindan, *Bull. Math. Biol.* 73:2483–506 (2011)]. We show how our approach leads to a direct and compact solution of this problem.

## I. INTRODUCTION

Microtubules (hereafter abbreviated as MTs) are filamentous macro-polymers built from tubulin dimers. They are one of the components of the cytoskeleton of all eukaryotic cells. They play a number of roles ranging from providing mechanical stability to the cell, serving as transport pathways enabling linear transport of vesicular cargo by motor proteins, and providing forces for the positioning of organelles and other intracellular components (for a general overview see [1]). Perhaps their most striking function appears during mitosis, where they form the mitotic spindle, the machinery for positioning and separating the duplicated chromosomes prior to cell division. They owe their functional plasticity to an intrinsic so-called ‘dynamical instability’ mechanism [2] that causes individual MTs to stochastically alternate between growing and shrinking states. By controlling this dynamical process, through MT associated proteins (MAPS) that nucleate new MTs or selectively stabilize or destabilize them by locally or globally changing the rates with which they switch between dynamical states, cells are able to reconfigure MT assemblies on timescales as fast as a few minutes. The canonical model to describe MT dynamics was developed in the early 1990’s by Dogterom and Leibler [3]. This model showed that isolated MTs, depending on their dynamical parameters, can either be in a regime of bounded growth leading to an exponential length distribution in a steady state, or in a regime of unbounded growth in which the MT length on average increases linearly in time. Of course, MTs ‘live’ within the confines of a finite size cell, whose dimensions ( $\sim 10\mu m$ ) are comparable to the observed lengths of MTs. Interactions between MTs and boundaries, be it the cell cortex or the surface of other intracellular compartments, are therefore important. Indeed, a number of MT functions depends critically on these interactions: examples are nuclear positioning in yeast [4], spindle positioning in *C. elegans* [5], and the orientation of the cortical MT array in plant cells [6].

In spite of this clear relevance, it appears that a systematic approach to the theory of MTs interacting with boundaries is lacking from the literature. The one problem of this type which did receive substantial attention, is the search-and-capture mechanism by which MTs are thought to find the condensed chromosomes prior to mitosis [7][8][9][10], which involves estimating the mean first-passage time of a MT to hit a limited size target at a distance from its nucleation point. However, although these works in fact do contain some

of the basic features of the MT-boundary problem, it is mostly hidden (literally in the case of Ref. [8], actually an unpublished thesis) under the specifics of the intended application. Moreover, these works also rely heavily on ‘forward’ techniques involving the time evolution of the full probability density for reaching a given state from specified initial conditions. Although this approach obviously yields a full solution of the problem, for passage-time problems, which effectively require integrating over final states, the full probability density is in a sense a form of “overkill”. The treatment of this type of problems can in fact be simplified considerably by using ‘backward’ techniques, as is e.g. elegantly illustrated for diffusion problems in Redner’s monograph [11]. In the present work we show how this approach can be used from the ground up to solve the problem of a MT interacting with a boundary.

The outline of the paper is as follows: In Section II we introduce the dynamical model of a MT interacting with a boundary, solve for its steady state properties, such as the average length, and choose an appropriate set of non-dimensionalized parameters and variables. In Section III we turn to the analysis of the mean first-passage time to the boundary, formally solving this in terms of a small set of splitting probabilities and conditioned mean first-passages times, which are subsequently determined explicitly through the solution of appropriate linear boundary value problems. We then use some biological data on MT dynamics to estimate order of magnitudes for the quantities involved. Finally, in Section IV we revisit the recent search-and-capture model discussed by Gopalakrishnan and Govindan [10], and show how it is compactly solved using the techniques introduced. We then finish with a number of concluding remarks and two technical appendices.

## II. MEAN LENGTH

### A. Dynamical model

The standard two-state dynamical instability model describes MTs with length  $l$  that are either growing with velocity  $v_+$  or shrinking with velocity  $v_-$  and can switch between the growing and the shrinking state (a *catastrophe*) with a constant rate  $r_+$  and between the shrinking and the growing state (a *rescue*) with a constant rate  $r_-$ . Collectively we call these two states the *active* states, and denote the corresponding state space by  $A$ . We extend this

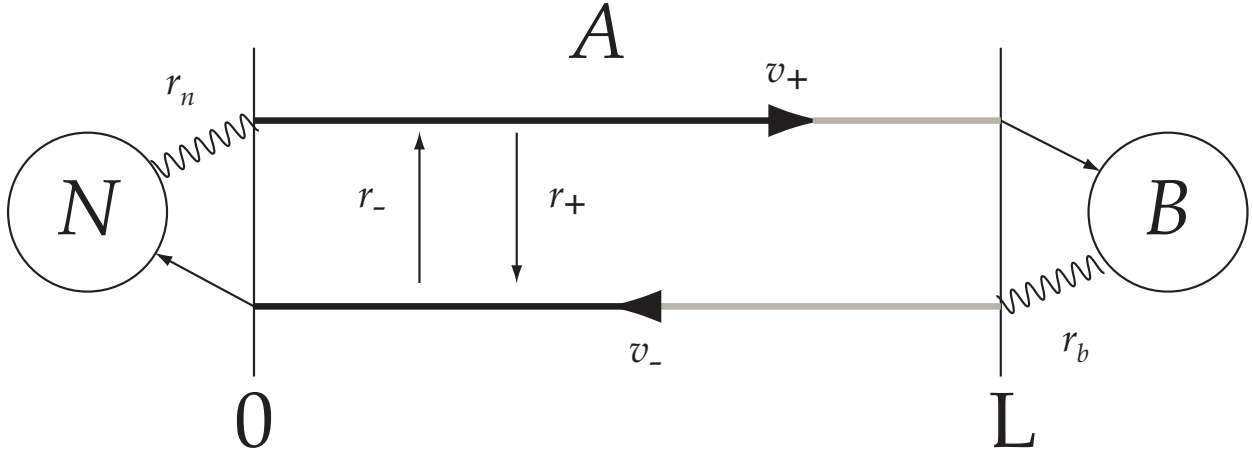


FIG. 1: Schematic of our model showing the three components of the state space: The nucleation state  $N$  from which MTs are nucleated at rate  $r_n$ . The active state  $A$ , in which MTs either grow or shrink, with velocities  $v_+$  and  $v_-$ , and switch between these two states with rates  $r_+$  and  $r_-$ , and a barrier state  $B$  from which MTs exit at a rate  $r_b$ .

model by two more states: a *nucleation* state  $N$ , in which a MT enters upon shrinking back to zero length, and from which it can be (re)nucleated into a zero-length growing state at a constant rate  $r_n$ , and a boundary state  $B$ , in which a MT enters upon hitting a boundary at a distance  $L$  from the nucleation point, and which it leaves in a shrinking state at a rate  $r_b$ . Formally the state space of this extended model is therefore given by  $\Omega = N \cup A \cup B$ . We illustrate the model and its state space in Figure 1. It should be noted that, from a biophysical point of view, the model is of course an idealization. In reality a growing MT impinging on a boundary will generate forces. These forces will affect the growth velocity and the propensity to switch to the shrinking state, so that the latter is no longer a simple Poisson process [12]. Moreover, these forces may also deform the boundary, lead to buckling of the MT, or cause it to slide along the boundary (for a review see [13]). These additional complexities, however, will have limited impact on the results to be presented here, as long as the residence time at the boundary is small compared to the time to traverse the distance between nucleation point and boundary, which is certainly the case for effectively reflective boundaries for which  $r_b \gg r_+$ , and we choose to ignore them here.

The dynamics of the model described above defines a time-homogeneous Markov process on the full state space. It is, however, technically convenient to split the dynamics on the

‘active’ part of the state space  $A$  from that on the two ‘waiting’ states  $N$  and  $B$ , and deal with the communication between these different states through boundary conditions. We therefore first define the probability densities (per unit length)  $m_s(l, t|\omega_0, t_0)$  for an active MT to have length  $l$  and be in state  $s = +, -$  at time  $t$ , given that it was in some state  $\omega_0$  at time  $t_0 < t$ . These densities satisfy the evolution equations

$$\frac{\partial}{\partial t} m_+(l, t|\omega_0, t_0) = -v_+ \frac{\partial}{\partial l} m_+(l, t|\omega_0, t_0) - r_+ m_+(l, t|\omega_0, t_0) + r_- m_-(l, t|\omega_0, t_0), \quad (1)$$

$$\frac{\partial}{\partial t} m_-(l, t|\omega_0, t_0) = v_- \frac{\partial}{\partial l} m_-(l, t|\omega_0, t_0) - r_- m_-(l, t|\omega_0, t_0) + r_+ m_+(l, t|\omega_0, t_0). \quad (2)$$

Likewise we define the probability  $M_n(t|\omega_0, t_0)$  for the MT to be in the nucleation state at time  $t$ , given that it was in some state  $\omega_0 \in \Omega$  at time  $t_0 < t$ . This probability satisfies the evolution equation

$$\frac{\partial}{\partial t} M_n(t|\omega_0, t_0) = v_- m_-(0, t|\omega_0, t_0) - r_n M_n(t|\omega_0, t_0). \quad (3)$$

The probability  $M_b(t|\omega_0, t_0)$  for the MT to be in the boundary state at time  $t$  in turn satisfies

$$\frac{\partial}{\partial t} M_b(t|\omega_0, t_0) = v_+ m_+(L, t|\omega_0, t_0) - r_b M_b(t|\omega_0, t_0) \quad (4)$$

This system of equations is closed by the boundary conditions

$$v_+ m_+(0, t|\omega_0, t_0) = r_n M_n(t|\omega_0, t_0), \quad (5)$$

$$v_- m_-(L, t|\omega_0, t_0) = r_b M_b(t|\omega_0, t_0). \quad (6)$$

By construction the dynamics on the full state space conserves probability, and indeed if we define the total probability

$$\begin{aligned} M(t|\omega_0, t_0) &= M_n(t|\omega_0, t_0) + M_a(t|\omega_0, t_0) + M_b(t|\omega_0, t_0) \\ &= M_n(t|\omega_0, t_0) + \int_0^\infty dl \{m_+(l, t|\omega_0, t_0) + m_-(l, t|\omega_0, t_0)\} + M_b(t|\omega_0, t_0) \end{aligned} \quad (7)$$

then

$$\frac{\partial}{\partial t} M(t|\omega_0, t_0) = 0, \quad (8)$$

allowing us to set  $M(t|\omega_0, t_0) = 1$ .

## B. Steady state behaviour

In steady state the probabilities do not depend on time nor on initial conditions, allowing us to write the evolution equations as a set of balance equations

$$v_+ \frac{d}{dl} m_+(l) = -r_+ m_+(l) + r_- m_-(l), \quad (9)$$

$$-v_- \frac{d}{dl} m_-(l) = -r_- m_-(l) + r_+ m_+(l), \quad (10)$$

$$v_- m_-(0) = r_n M_n, \quad (11)$$

$$v_+ m_+(L) = r_b M_b, \quad (12)$$

to be supplemented by the boundary conditions

$$v_+ m_+(0) = r_n M_n, \quad (13)$$

$$v_- m_-(L) = r_b M_b. \quad (14)$$

Adding Eqs. (9) and (10) yields

$$\frac{d}{dl} \{v_+ m_+(l) - v_- m_-(l)\} = 0. \quad (15)$$

Combining either Eqs. (11) and (13), or Eqs. (12) and (14), shows that the constant of integration vanishes, and hence

$$v_+ m_+(l) = v_- m_-(l). \quad (16)$$

This identity is now used to eliminate  $m_-(l)$  from (9) from which we then readily find that for  $l \leq L$

$$m_+(l) = \frac{r_n M_n}{v_+} e^{-l/\bar{l}}, \quad (17)$$

$$m_-(l) = \frac{r_n M_n}{v_-} e^{-l/\bar{l}}, \quad (18)$$

where the length

$$\bar{l} = \left( \frac{r_+}{v_+} - \frac{r_-}{v_-} \right)^{-1} \quad (19)$$

is of course only positive when  $r_+ v_- - r_- v_+ > 0$ , the so called bounded-growth regime, and represents the steady-state average length of an active MT in the absence of the boundary. Although in the presence of boundaries one can also consider the unbounded growth regime

$r_+v_- - r_-v_+ < 0$ , as was done e.g. in [14] for the case where the boundary is fully reflecting, we will not do so here, and focus exclusively on the bounded growth case. The dependence of the probability that the MT is in the boundary state can, from (12), be shown to obey the following relationship

$$M_b = \frac{r_n}{r_b} e^{-\frac{L}{\bar{t}}} M_n \quad (20)$$

The normalization condition (7) can then be used to determine the probabilities for an MT to be in a nucleation state, an active state and a boundary state respectively

$$M_n = \frac{1}{1 + r_n \bar{l} \left( \frac{1}{v_+} + \frac{1}{v_-} \right) (1 - e^{-L/\bar{l}}) + \frac{r_n}{r_b} e^{-L/\bar{l}}}, \quad (21)$$

$$M_a = \frac{r_n \bar{l} \left( \frac{1}{v_+} + \frac{1}{v_-} \right) (1 - e^{-L/\bar{l}})}{1 + r_n \bar{l} \left( \frac{1}{v_+} + \frac{1}{v_-} \right) (1 - e^{-L/\bar{l}}) + \frac{r_n}{r_b} e^{-L/\bar{l}}}, \quad (22)$$

$$M_b = \frac{\frac{r_n}{r_b} e^{-L/\bar{l}}}{1 + r_n \bar{l} \left( \frac{1}{v_+} + \frac{1}{v_-} \right) (1 - e^{-L/\bar{l}}) + \frac{r_n}{r_b} e^{-L/\bar{l}}} \quad (23)$$

Taking the limit  $L \rightarrow \infty$  we find  $M_a \propto r_n \bar{l} \left( \frac{1}{v_+} + \frac{1}{v_-} \right)$ . As density  $\propto$  nucleation rate  $\times$  lifetime, this suggests that the time

$$\bar{t} = \bar{l} \left( \frac{1}{v_+} + \frac{1}{v_-} \right) = \frac{v_+ + v_-}{r_+v_- - r_-v_+} \quad (24)$$

is the expected lifetime of a, otherwise unconstrained, length-zero newly nucleated MT, a result indeed first derived by Rubin [15].

We now define the mean length of the active MTs

$$\langle l \rangle_a = \frac{1}{M_a} \int_0^L dl l \{m_+(l) + m_-(l)\} = \bar{l} \frac{\left(1 - \left(1 + \frac{L}{\bar{l}}\right) e^{-L/\bar{l}}\right)}{\left(1 - e^{-L/\bar{l}}\right)} \quad (25)$$

The time-averaged length of the MT over the full ensemble, is then simply

$$\langle l \rangle = M_a \langle l \rangle_a + M_b L \quad (26)$$

We can readily check the limits  $\langle l \rangle_a \rightarrow \bar{l}$  when  $L \rightarrow \infty$ , and  $\langle l \rangle_a \simeq \frac{1}{2}L$  for  $L \rightarrow 0$ . The latter limit can be understood by considering that for very small  $L$  the growing and shrinking traversal times  $L/v_+$  and  $L/v_-$  become small with respect to the mean time between catastrophes,  $1/r_+$ , and rescues,  $1/r_-$ , respectively, so that the MT is deterministically “bouncing” between the endpoints  $l = 0$  and  $l = L$ .

Symbol	Definition	Meaning
$\nu_+$	$\frac{v_+}{\bar{v}}$	growth speed
$\nu_-$	$\frac{v_-}{\bar{v}}$	shrinkage speed
$\rho_+$	$r_+ \bar{t}$	catastrophe rate
$\rho_-$	$r_- \bar{t}$	rescue rate
$\rho_n$	$r_n \bar{t}$	nucleation rate
$\rho_b$	$r_b \bar{t}$	barrier unbinding rate
$\Lambda$	$\frac{L}{\bar{t}}$	distance to barrier

TABLE I: Dimensionless parameters of the MT dynamical model

### C. Dimensional analysis

We have deliberately deferred the dimensional analysis of the system up to this point to allow the results of the steady state solution to guide us to a natural choice of the units of length and time. In view of (21) and (25), we choose  $\bar{l}$  (24) as the unit length, and  $\bar{t}$  as the unit of time. For completeness sake, we can also introduce the unit of speed

$$\frac{1}{\bar{v}} \equiv \frac{\bar{t}}{\bar{l}} = \frac{1}{v_+} + \frac{1}{v_-} \quad (27)$$

By convention we will adopt the Greek alphabet to denote dimensionless quantities. We can now introduce the dimensionless *parameters*. Note that this assignment, which has the clear advantage of maximizing the interpretability of the non-dimensional equations, does have the disadvantage of leaving dependencies among the parameters, as by construction

$$\frac{1}{\nu_+} + \frac{1}{\nu_-} = 1, \quad (28)$$

$$\frac{\rho_+}{\nu_+} - \frac{\rho_-}{\nu_-} = 1. \quad (29)$$

To denote the *independent variables* of time and length we write  $\tau$  and  $\lambda$  respectively. Finally, the densities, as our *dependent variables*, are denoted by  $\mu_s(\lambda, \tau | \omega_0, \tau_0) = \bar{l} m_s(\lambda \bar{l}, \tau \bar{t} | \omega_0, \tau_0 \bar{t})$ .

Using these notations the steady-state results of the previous section can be summarized as

$$M_n = \frac{1}{1 + \rho_n (1 - e^{-\Lambda}) + \frac{\rho_n}{\rho_b} e^{-\Lambda}}, \quad (30)$$

$$\langle \lambda \rangle_a = \frac{(1 - (1 + \Lambda) e^{-\Lambda})}{(1 - e^{-\Lambda})}. \quad (31)$$



For future reference we will also rewrite the evolution equations in a more compact notation. To do so we treat pairs of functions  $(\varphi_+(\lambda, \tau), \varphi_-(\lambda, \tau))$ , defined on the growing and shrinking parts of the state space respectively, as a single vector valued function  $\varphi_s(\lambda, \tau)$ ,  $s = +, -$ . This allows us to write

$$\frac{\partial}{\partial \tau} \mu_s(\lambda, \tau | \omega_0, \tau_0) = \sum_{s'} G_{s,s'}^* [\mu_{s'}(\lambda, \tau | \omega_0, \tau_0)], \quad (32)$$

where  $G^*$  is the operator matrix

$$G_{s,s'}^* = \begin{pmatrix} -\nu_+ \frac{\partial}{\partial \lambda} - \rho_+ & \rho_- \\ \rho_+ & \nu_- \frac{\partial}{\partial \lambda} - \rho_- \end{pmatrix}. \quad (33)$$

The fact that we use the notation  $G^*$ , signifying the Hermitean conjugate of the *generator*  $G$  of the Markov process, is conventional when discussing the *forward* Kolmogorov equation, which is the formal term for the evolution equation for the probability densities [16].

### III. THE MEAN-FIRST PASSAGE TIME

We approach the problem of calculating the Mean-First Passage Time (MFPT) for a microtubule to hit the boundary at a distance  $L$  in three steps. We first provide a formal solution to the problem in terms of suitably chosen set of survival (and ruin) probabilities. We then calculate the static splitting probabilities that describe the relative weights of the direct and indirect paths of reaching the boundary, and finally determine the conditional MFPTs corresponding to these sets of paths.

#### A. Formal solution

We first define the *survival set*, the subset of state space excluding the boundary state, i.e.  $\Omega_\Lambda = \Omega/B = N \cup A$ . Our goal is to determine the survival probability of the process in this set starting at  $\tau = 0$  from an arbitrary active state with length  $\lambda < \Lambda$ , which we denote by  $S_{\Omega_\Lambda}(\tau | \lambda, s)$ . We will deconstruct this survival probability with the aid of a number additional probabilities defined as follows:  $S_A(\tau | \lambda, s)$ , the probability of surviving in the active part of the state space, i.e. of not having passed either  $\Lambda$  or shrunk back to zero length from the initial condition, and the conditional *ruin* probabilities  $R_A^B(\tau | \lambda, s)$  and

$R_A^N(\tau|\lambda, s)$ , being the probabilities to have exited into the boundary state at  $\lambda = \Lambda$  or the nucleation state at  $\lambda = 0$  at time  $\tau$  respectively, *without* leaving the active state at any prior moment. Finally, we define the survival probability to remain in the nucleation state, which, because nucleation is a simple Poisson process, is given by  $S_N(\tau|N) = \exp(-\rho_n\tau)$ . Each of these survival or ruin probabilities has a corresponding waiting time distribution, symbolically given by  $\sigma(\tau|\omega) = -\frac{\partial}{\partial\tau}S(\tau|\omega)$  or  $\sigma(\tau|\omega) = \frac{\partial}{\partial\tau}R(\tau|\omega)$ .

We now note the following two identities

$$S_{\Omega_\Lambda}(\tau|\lambda, s) = S_A(\tau|\lambda, s) + \int_0^\tau d\tau' \sigma_A^N(\tau'|\lambda, s) S_{\Omega_\Lambda}(\tau - \tau'|N) \quad (34)$$

$$S_{\Omega_\Lambda}(\tau|N) = S_N(\tau|N) + \int_0^\tau d\tau' \sigma_N(\tau'|N) S_{\Omega_\Lambda}(\tau - \tau'|0, +) \quad (35)$$

The first captures the fact that starting from an active state the MT survives either by remaining active and not reaching  $\Lambda$ , or by shrinking back to zero at some intermediate time and then surviving from the nucleation state. The second states that a MT in the nucleation state survives either by remaining in this state, or being nucleated into a growing one at an intermediate time and then surviving from the zero-length growing state. As survival in the active state means not exiting either at length  $\Lambda$  into the  $B$  state or at length 0 into the  $N$  state we have that

$$S_A(\tau|\lambda, s) = 1 - R_A^B(\tau|\lambda, s) - R_A^N(\tau|\lambda, s) \quad (36)$$

As is clear from the steady state solution a MT will always leave the active state for large enough time ( $M_n > 0$  independent of the initial conditions) so that  $S_A(\infty|\lambda, s) = 0$ . The ultimate conditional ruin probabilities  $R_A^B(\infty|\lambda, s)$  and  $R_A^N(\infty|\lambda, s)$  are usually, and aptly, called *splitting probabilities*, as the total ruin probability is ‘split’ between them  $R_A^B(\infty|\lambda, s) + R_A^N(\infty|\lambda, s) = 1$ . We can thus rewrite identity (34) as

$$S_{\Omega_\Lambda}(\tau|\lambda, s) = (R_A^B(\infty|\lambda, s) - R_A^B(\tau|\lambda, s)) + (R_A^N(\infty|\lambda, s) - R_A^N(\tau|\lambda, s)) + \int_0^\tau d\tau' \sigma_A^N(\tau'|\lambda, s) S_{\Omega_\Lambda}(\tau - \tau'|N) \quad (37)$$

We can now define

$$T_{\Omega_\Lambda}(\lambda, s) = \int_0^\infty d\tau S_{\Omega_\Lambda}(\tau|\lambda, s) = \int_0^\infty d\tau \tau \sigma_{\Omega_\Lambda}(\tau|\lambda, s) \quad (38)$$

as the MFPT for the process to pass length  $\Lambda$  starting from the active state  $(\lambda, s)$ . Integrating the first two terms on the righthand side of (37) over time yields

$$\begin{aligned} \int_0^\infty d\tau (R_A^B(\infty|\lambda, s) - R_A^B(\tau|\lambda, s)) &= \int_0^\infty d\tau \tau \sigma_A^B(\tau|\lambda, s) \\ &= R_A^B(\infty|\lambda, s) \frac{\int_0^\infty d\tau \tau \sigma_A^B(\tau|\lambda, s)}{\int_0^\infty d\tau \sigma_A^B(\tau|\lambda, s)} \equiv R_A^B(\infty|\lambda, s) T_A^B(\lambda, s) \end{aligned} \quad (39)$$

which introduces the conditional MFPT of the process to exit at  $\Lambda$  without ever shrinking to 0, and similarly

$$\int_0^\infty d\tau (R_A^N(\infty|\lambda, s) - R_A^N(\tau|\lambda, s)) = R_A^N(\infty|\lambda, s) T_A^N(\lambda, s) \quad (40)$$

Integrating the final term gives

$$\begin{aligned} \int_0^\infty d\tau \int_0^\tau d\tau' \sigma_A^N(\tau'|\lambda, s) S_{\Omega_\Lambda}(\tau - \tau'|N) &= \\ \int_0^\infty d\tau' \sigma_A^N(\tau'|\lambda, s) \int_{\tau'}^\infty d\tau S_{\Omega_\Lambda}(\tau - \tau'|N) &= R_A^N(\infty|\lambda, s) T_{\Omega_\Lambda}(N) \end{aligned}$$

The MFPT from the nucleation state is readily obtained from (35) and yields

$$T_{\Omega_\Lambda}(N) = T_N(N) + T_{\Omega_\Lambda}(0, +) = \frac{1}{\rho_n} + T_{\Omega_\Lambda}(0, +) \quad (41)$$

where we have used that exiting the nucleation state is sure i.e.  $S_N(\infty|N) = 0$ . Collecting all these results then yields

$$T_{\Omega_\Lambda}(\lambda, s) = R_A^B(\infty|\lambda, s) T_A^B(\lambda, s) + R_A^N(\infty|\lambda, s) \left\{ T_A^N(\lambda, s) + \frac{1}{\rho_n} + T_{\Omega_\Lambda}(0, +) \right\} \quad (42)$$

The interpretation of this result is clear: Starting from  $(\lambda, s)$  the MT either exits directly at  $\lambda = \Lambda$ , which happens with probability  $R_A^B(\infty|\lambda, s)$  and (on average) takes time  $T_A^B(\lambda, s)$ , or the MT first shrinks back to  $\lambda = 0$  (with probability  $R_A^N(\infty|\lambda, s)$ ) which takes a time  $T_A^N(\lambda, s)$ , and then has to wait a time  $\frac{1}{\rho_n}$  to be renucleated, after which it takes time  $T_{\Omega_\Lambda}(0, +)$  to reach  $\lambda = \Lambda$  for the first time. We illustrate this result schematically in Figure 2.

If we now consider a MT starting at  $\lambda = 0$  and in the growing state  $s = +$ , we can selfconsistently solve for the MFPT  $T_{\Omega_\Lambda}(0, +)$ , which is our main result

$$T_{\Omega_\Lambda}(0, +) = T_A^B(0, +) + \frac{R_A^N(\infty|0, +)}{R_A^B(\infty|0, +)} \left\{ T_A^N(0, +) + \frac{1}{\rho_n} \right\}. \quad (43)$$

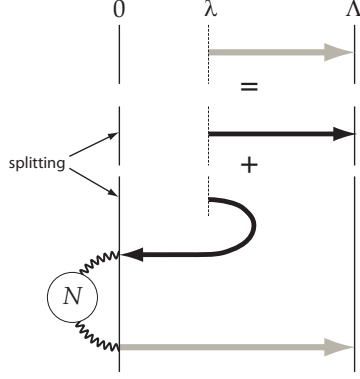


FIG. 2: Schematic showing how the unconditional MFPT (grey arrow) for a growing MT to reach the boundary from starting length  $\lambda$  splits into two conditional MFPTs: The first associated with all direct paths (black arrows) from  $\lambda$  to the boundary at  $\Lambda$ . The second associated with all paths that shrink to zero length without reaching the boundary, spend time in the nucleation state (wiggly line) and then tries again unconditionally growing from length 0.

This latter result is in fact sufficient to solve the general problem, because in order to reach the boundary at  $\Lambda$  from length 0 the MT first has to pass through each intermediate length  $\lambda < \Lambda$ , taking time  $T_{\Omega_\lambda}(0, +)$  (note the subscript  $\lambda$  to  $\Omega$  here!) and then reach  $\Lambda$  from there, i.e.

$$T_{\Omega_\Lambda}(0, +) = T_{\Omega_\lambda}(0, +) + T_{\Omega_\Lambda}(\lambda, +), \quad (44)$$

showing that the MFPT for a MT starting in the growing state at an arbitrary length can be expressed fully in terms of MFPTs starting from the zero-length state.

Although due to the fundamental asymmetry of the problem, there is no corresponding simple rule for the shrinking case, the following argument shows how we can leverage the results of the growing case to obtain a fairly compact representation. We first introduce the survival probability of the shrinking state with respect to rescues, which is simply given by  $S_-(\tau|-) = \exp(-\rho_-\tau)$ . If no rescue occurs, the shrinking MT will hit zero length at the deterministic time  $\tau_-(\lambda) = \lambda/\nu_-$ , so that

$$S_{\Omega_\Lambda}(\tau|\lambda, -) = (1 - H(\tau - \tau_-(\lambda))) \left\{ S_-(\tau|-) + \int_0^\tau d\tau' \sigma_-(\tau'|-) S_{\Omega_\Lambda}(\tau - \tau'|\lambda - \nu_-\tau', +) \right\} \\ H(\tau - \tau_-(\lambda)) \left\{ \int_0^{\tau_-(\lambda)} d\tau' \sigma_-(\tau'|-) S_{\Omega_\Lambda}(\tau - \tau'|\lambda - \nu_-\tau', +) + S_-(\tau_-(\lambda)|-) S_{\Omega_\Lambda}(\tau - \tau_-(\lambda)|N) \right\} \quad (45)$$

where  $H(x)$  is the standard Heavyside function. Integrating over all time yields the desired result

$$\begin{aligned}
T_{\Omega_\Lambda}(\lambda, -) &= \frac{1}{\rho_-} (1 - e^{-\rho_- \tau_-(\lambda)}) + \rho_- \int_0^{\tau_-(\lambda)} d\tau e^{-\rho_- \tau} T_{\Omega_\Lambda}(\lambda - \nu_- \tau, +) + e^{-\rho_- \tau_-(\lambda)} T_{\Omega_\Lambda}(N) \\
&= (1 - e^{-\rho_- \tau_-(\lambda)}) \left\{ \frac{1}{\rho_-} + \frac{\int_0^{\tau_-(\lambda)} d\tau \sigma_-(\tau|-) T_{\Omega_\Lambda}(\lambda - \nu_- \tau, +)}{\int_0^{\tau_-(\lambda)} d\tau \sigma_-(\tau|-) } \right\} + e^{-\rho_- \tau_-(\lambda)} T_{\Omega_\Lambda}(N) \\
&= R_-(\tau_-(\lambda)|-) \left\{ \frac{1}{\rho_-} + \langle T_{\Omega_\Lambda}(\lambda - \nu_- \tau, +) \rangle_{(\lambda, -)} \right\} + S_-(\tau_-(\lambda)|-) \left\{ \frac{1}{\rho_n} + T_{\Omega_\Lambda}(0, +) \right\}
\end{aligned} \tag{46}$$

where  $\langle T_{\Omega_L}(\lambda - \nu_- \tau, +) \rangle_{(\lambda, -)}$  is the average MFPT of an MT that starts in a growing state after a single rescue from a shrinking state originally at length  $\lambda$  at time 0, provided this happens before the shrinking state hits zero length.

## B. The splitting probabilities

To calculate the splitting probabilities  $R_A^N(\infty|\lambda, s)$  and  $R_A^B(\infty|\lambda, s)$ , we first recall from the theory of Markov processes that expectation values of future events seen as functions of the initial time and state satisfy the *backward* Kolmogorov equation [16]. Specifically, any ruin probability  $R_K^C(T|\tau, \lambda, s)$ , where  $K$  is some subset of  $\Omega$ , and  $C$  a conditioning event, satisfies

$$\frac{\partial}{\partial \tau} R_K^C(T|\tau, \lambda, s) = -\frac{\partial}{\partial T} R_K^C(T|\tau, \lambda, s) = -\sum_{s'} G_{s, s'} [R_K^C(T|\tau, \lambda, s')] \tag{47}$$

where the generator  $G_{s, s'}$  is the Hermitian conjugate of the operator (33), i.e.

$$G_{s, s'} = \begin{pmatrix} \nu_+ \frac{\partial}{\partial \lambda} - \rho_+ & \rho_+ \\ \rho_- & -\nu_- \frac{\partial}{\partial \lambda} - \rho_- \end{pmatrix} \tag{48}$$

Since our process is time homogeneous, we can of course take the initial time to be  $\tau = 0$ . Letting our final time  $T \rightarrow \infty$ , we see that  $\frac{\partial}{\partial \tau} R_K^C(\infty|\tau, \lambda, s) = \frac{\partial}{\partial \tau} R_K^C(\infty|0, \lambda, s) = 0$ , so that splitting probabilities satisfy

$$\sum_{s'} G_{s, s'} [R_K^C(\infty|\lambda, s')] = 0, \tag{49}$$

and are said to be *harmonic*.

For convenience sake we now drop the explicit mention of the final time and set  $R_A^N(\lambda, s) = R_A^N(\infty|\lambda, s)$  and  $R_A^B(\lambda, s) = R_A^B(\infty|\lambda, s)$ . We consider the latter splitting probabilities first, and write out (48) to obtain

$$\nu_+ \frac{\partial}{\partial \lambda} R_A^B(\lambda, +) - \rho_+ R_A^B(\lambda, +) + \rho_+ R_A^B(\lambda, -) = 0 \quad (50)$$

$$-\nu_- \frac{\partial}{\partial \lambda} R_A^B(\lambda, -) - \rho_- R_A^B(\lambda, -) + \rho_- R_A^B(\lambda, +) = 0 \quad (51)$$

with the obvious boundary conditions  $R_A^B(\Lambda, +) = 1$ ,  $R_A^B(0, -) = 0$ . At this point it is useful to define the mean forward and backward run-lengths

$$\lambda_+ = \frac{\nu_+}{\rho_+} \quad (52)$$

$$\lambda_- = \frac{\nu_-}{\rho_-} \quad (53)$$

The first equation allows us to eliminate  $R_A^B(\lambda, -)$

$$R_A^B(\lambda, -) = R_A^B(\lambda, +) - \lambda_+ \frac{\partial}{\partial \lambda} R_A^B(\lambda, +) \quad (54)$$

Insertion into the second then yields a second order equation

$$\lambda_+ \lambda_- \frac{\partial^2}{\partial \lambda^2} R_A^B(\lambda, +) - (\lambda_- - \lambda_+) \frac{\partial}{\partial \lambda} R_A^B(\lambda, +) = 0 \quad (55)$$

or equivalently

$$\frac{\partial^2}{\partial \lambda^2} R_A^B(\lambda, +) - \frac{\partial}{\partial \lambda} R_A^B(\lambda, +) = 0 \quad (56)$$

as (28) implies

$$\frac{1}{\lambda_+} - \frac{1}{\lambda_-} = 1 \quad (57)$$

We then obtain the following solutions

$$R_A^B(\lambda, +) = \frac{e^\lambda - (1 - \lambda_+)}{e^\Lambda - (1 - \lambda_+)} \quad (58)$$

$$R_A^B(\lambda, -) = \frac{(e^\lambda - 1)(1 - \lambda_+)}{e^\Lambda - (1 - \lambda_+)} \quad (59)$$

In a fully similar manner the corresponding quantities  $R_A^N(\lambda, s)$  are also readily determined

$$R_A^N(\lambda, +) = \frac{e^\Lambda - e^\lambda}{e^\Lambda - (1 - \lambda_+)} \quad (60)$$

$$R_A^N(\lambda, -) = \frac{e^\Lambda - (1 - \lambda_+) e^\lambda}{e^\Lambda - (1 - \lambda_+)} \quad (61)$$

One checks that these forms satisfy the a priori requirements  $R_A^B(\lambda, +) + R_A^N(\lambda, +) = R_A^B(\lambda, -) + R_A^N(\lambda, -) = 1$ , which follow from the fact that the ultimate ruin of an MT on a finite length interval is sure. These splitting probabilities were also derived in [8] by considering Laplace transforms of recurrence relations satisfied by the probability density.

### C. The conditional MFPTs

With the splitting probabilities determined, we can directly calculate the conditional MFPTs by solving a time integrated form of the backward equation. Indeed, integrating (47) over the final time  $T$ , and recalling that  $R_K^C(\tau|\tau, \lambda, s) = 0$ , yields as a first step

$$- \int_{\tau}^{\infty} dT \frac{\partial}{\partial T} R_K^C(T|\tau, \lambda, s) = -R_K^C(\infty|\lambda, s) = - \int_{\tau}^{\infty} dT \sum_{s'} G_{s,s'} [R_K^C(T|\tau, \lambda, s')]. \quad (62)$$

At this point we would like to interchange the integration and the operation of  $G_{s,s'}$ , but as  $R_K^C(T|\tau, \lambda, s')$  tends to a constant for  $T \rightarrow \infty$  this is not directly possible. However, we can use the fact that the splitting probabilities are harmonic, i.e  $G_{s,s'} [R_K^C(\infty|\lambda, s')] = 0$ , and the linearity  $G_{s,s'}$  to obtain the identity

$$- G_{s,s'} [R_K^C(T|\tau, \lambda, s')] = G_{s,s'} [R_K^C(\infty|\lambda, s') - R_K^C(T|\tau, \lambda, s')]. \quad (63)$$

Substitution of this identity into Eq. (62) yields an integrable argument exactly of the form previously encountered in Eq. (39), so that

$$\begin{aligned} & - \int_{\tau}^{\infty} dT \sum_{s'} G_{s,s'} [R_K^C(T|\tau, \lambda, s')] = \int_{\tau}^{\infty} dT \sum_{s'} G_{s,s'} [R_K^C(\infty|\lambda, s') - R_K^C(T|\tau, \lambda, s')] \\ & = \sum_{s'} G_{s,s'} \left[ \int_{\tau}^{\infty} dT \{R_K^C(\infty|\lambda, s') - R_K^C(T|\tau, \lambda, s')\} \right] = \sum_{s'} G_{s,s'} [R_K^C(\infty|\lambda, s') T_K^C(\lambda, s')] \end{aligned} \quad (64)$$

Combining, Eqs. (62) and (64), yields the sought after relation

$$\sum_{s'} G_{s,s'} [R_K^C(\infty|\lambda, s') T_K^C(\lambda, s')] = -R_K^C(\infty|\lambda, s), \quad (65)$$

which together with appropriate boundary conditions yields a closed form equation for the conditional MFPTs  $T_K^C(\lambda, s')$ .

We now apply Eq. (65) to our problem, starting with the case of exiting at  $\Lambda$  we have

$$\lambda_+ \frac{\partial}{\partial \lambda} R_A^B(\lambda, +) T_A^B(\lambda, +) - R_A^B(\lambda, +) T_A^B(\lambda, +) + R_A^B(\lambda, -) T_A^B(\lambda, -) = -\frac{1}{\rho_+} R_A^B(\lambda, +) \quad (66)$$

$$-\lambda_- \frac{\partial}{\partial \lambda} R_A^B(\lambda, -) T_A^B(\lambda, -) - R_A^B(\lambda, -) T_A^B(\lambda, -) + R_A^B(\lambda, +) T_A^B(\lambda, +) = -\frac{1}{\rho_-} R_A^B(\lambda, -) \quad (67)$$

with boundary conditions  $R_A^B(\Lambda, +) T_A^B(\Lambda, +) = R_A^B(0, -) T_A^B(0, -) = 0$ . Eliminating  $R_A^B(\lambda, -) T_A^B(\lambda, -)$  and introducing the shorthand  $\Theta_A^B(\lambda, +) = R_A^B(\lambda, +) T_A^B(\lambda, +)$  we find the following inhomogeneous second order equation

$$\frac{\partial^2}{\partial \lambda^2} \Theta_A^B(\lambda, +) - \frac{\partial}{\partial \lambda} \Theta_A^B(\lambda, +) = -\frac{1}{\lambda_+ \rho_+} \frac{\partial}{\partial \lambda} R_A^B(\lambda, +) - \frac{1}{\lambda_+ \lambda_-} \left( \frac{1}{\lambda_+} R_A^B(\lambda, +) + \frac{1}{\rho_-} R_A^B(\lambda, -) \right) \equiv A_A^B(\lambda, +) \quad (68)$$

Using Eq. (54) we can eliminate  $R_A^B(\lambda, -)$  in the inhomogeneous term, so that

$$A_A^B(\lambda, +) = \left( \frac{1}{\lambda_- \rho_-} - \frac{1}{\lambda_+ \rho_+} \right) \frac{\partial}{\partial \lambda} R_A^B(\lambda, +) - \frac{1}{\lambda_+ \lambda_-} \left( \frac{1}{\rho_+} + \frac{1}{\rho_-} \right) R_A^B(\lambda, +) \quad (69)$$

The boundary equations for the resulting equation are

$$\Theta_A^B(\Lambda, +) = 0 \quad (70)$$

$$\lambda_+ \frac{\partial}{\partial \lambda} \Theta_A^B(0, +) - \Theta_A^B(0, +) = -\frac{1}{\rho_+} R_A^B(0, +) \quad (71)$$

The equation for the conditional MFPT for exiting at 0 is the formally the same as (68), together with boundary conditions (70) and (71), but with  $\Theta_A^N(\lambda, +)$  and  $R_A^N(\lambda, +)$  substituted for  $\Theta_A^B(\lambda, +)$  and  $R_A^B(\lambda, +)$  respectively. These inhomogeneous linear second order equations are readily solved, and we present the resultant rather unwieldy expressions in the appendix. As an explicit check we consider the probability of a growing MT to shrink back to the origin, in the absence of the boundary

$$\lim_{\Lambda \rightarrow \infty} \Theta_A^N(\lambda, +) = \lim_{\Lambda \rightarrow \infty} T_A^N(\lambda, +) \equiv T(\lambda, +) = 1 + \lambda \frac{(\rho_+ + \rho_-)}{(\rho_+ \nu_- - \rho_- \nu_+)} \quad (72)$$

Upon redimensionalizing, this expression is identical to the one derived earlier by Bicut from the full time and space-dependent survival probability [17]. As an aside, we note that the result  $T(0, +) = 1$  shows that the time-scale we have adopted is indeed that of the origin return time of an unconstrained MT, as already stated in Section II B.



Parameter	Yeast	Plant
Growth speed( $\mu\text{m}/\text{min}$ )	2.4	4.8
Shrinking speed ( $\mu\text{m}/\text{min}$ )	9.6	9.6
Catastrophe rate (/min)	0.3	0.28
Rescue rate (/min)	–	0.42
Nucleation rate (/min)	0.15	0.15 <sup>†</sup>
Mean length (no boundary) ( $\mu\text{m}$ )	8	68.5
Expected lifetime (no boundary) (min)	4.17	21.43

TABLE II: Table of MT dynamical parameters for yeast and interphase plant cells. †: In the absence of available data we take this number equal to that of yeast.

#### D. Application to biological data

In order to get a feel what the results derived above mean in real-world terms, we apply them to two sets of fairly well characterized kinetic parameters for MTs, one derived from observations on fission yeast [18], and one on interphase Tobacco Bright Yellow-2 plant culture cells [19]. These data sets are summarized in Table II.

We now confront these two types of MTs with boundaries located at  $5\mu\text{m}$ , smaller than both mean lengths in the absence of boundaries and comparable to half the length of a fission yeast cell,  $20\mu\text{m}$  double the mean length for the yeast MT and still significantly smaller than that of the Tobacco BY-2 MTs, and  $100\mu\text{m}$  of the order of typical lengthscale of a Tobacco BY-2 cell. We first consider the splitting probabilities  $R_A^B(l, +)$  and  $R_A^N(l, +)$ , which we plot in Figure 3. We see that for the smallest boundary distance  $L = 5\mu\text{m}$  both for yeast and plant MTs the probability to reach the boundary from zero length is already appreciable, and increases roughly linearly with starting length, consistent with it being dominated by uninterrupted growth. As we increase the boundary distance, the probabilities depend more strongly non-linearly on the starting length. This is most striking for the case of yeast at  $L = 100\mu\text{m}$ , where  $R_A^B(l, +)$  is essentially 0 until the starting length is within the natural length  $\bar{l} \approx 8\mu\text{m}$  from the boundary.

Next, we turn to the conditional MFPTs  $T_A^B(l, +)$  and  $T_A^N(l, +)$ . Here, we first need to take a little care, as for yeast the rescue probability vanishes ( $r_- = 0$ ), so that the backward

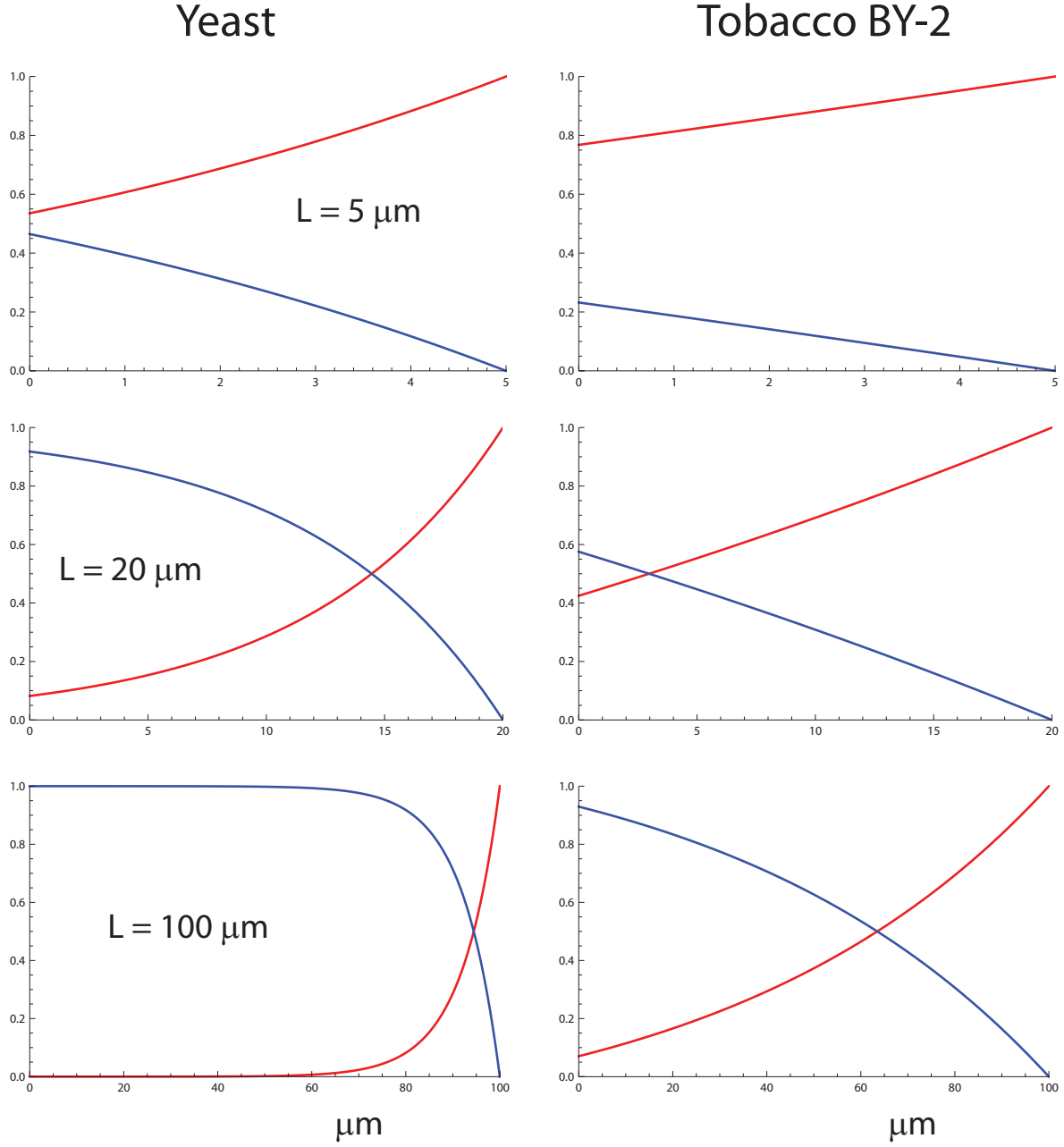


FIG. 3: Splitting probabilities  $R_A^B(l, +)$  (red line) and  $R_A^N(l, +)$  (blue line) as a function of the initial length  $l$  for different values of the distance  $L$ .

runlength  $l_-$  is ill-defined. One can of course go through the procedure in Section III C again setting  $\rho_- = 0$  at the outset in Eq. (48). However, in this case the conditional MFPTs are

$L$	Yeast	Plant
$5\mu m$	8.89	3.29
$20\mu m$	119.1	17.23
$100\mu m$	$2.9 \times 10^6$	266.55

TABLE III: Table of the MFPT  $T_{\Omega_L}(0, +)$  (in min) as a function of the distance  $L$ .

also readily determined from first principles

$$r_- = 0 : T_A^B(l, +) = \frac{(L-l)}{v_+} \quad (73)$$

$$r_- = 0 : T_A^N(l, +) = \frac{\int_0^{\frac{(L-l)}{v_+}} dt e^{-r_+t} \left\{ t + \frac{(l+v_+t)}{v_-} \right\}}{\int_0^{\frac{(L-l)}{v_+}} dt e^{-r_+t}} = \frac{l}{v_-} + \bar{t} \frac{\left( 1 - e^{-\frac{L-l}{\bar{t}}} \left( 1 + \frac{L-l}{\bar{t}} \right) \right)}{1 - e^{-\frac{L-l}{\bar{t}}}} \quad (74)$$

where (73) follows because a non-rescuable MT can only reach the boundary without first shrinking away by growing towards it deterministically, and (74) is obtained by averaging (i) the time to experience a catastrophe before reaching the boundary plus (ii) the time to shrink to zero length from that moment on over the ensemble of histories that do not reach the boundary. These two approaches indeed give the same results, which serves as another independent check on the general formalism. Figure 4 shows the resulting passage times. A perhaps at first sight puzzling feature of these results is the decrease of  $T_A^N(l, +)$  for increasing starting length  $l$ , which is evident for the yeast case. This, however, is a direct consequence of the conditioning on shrinking back without reaching the boundary: If the starting length is within the forward runlength  $l_+$  from the boundary, a conditioned MT must rapidly undergo a catastrophe after which it deterministically shrinks back to zero length. The conditioned return time (the second term on the far right hand side of Eq. (74)) is therefore a strongly non-linearly decreasing function of the distance to the boundary, whereas the time to deterministically shrink back from the starting length  $l/v_-$  only increases linearly with length.

Finally, in Table III we give the MFPT  $T_{\Omega_L}(0, +)$  for reaching the barrier starting from zero length in the growing state as calculated from Eq. (43).

We see that for a yeast MT the largest boundary distance  $L = 100\mu m$  is effectively unbridgeable, and that even the plant MT needs on average  $\approx 10$  times its natural lifetime  $\bar{t} \approx 20$  min to first reach the boundary, although it is only  $\approx 1.5$  times its natural length of

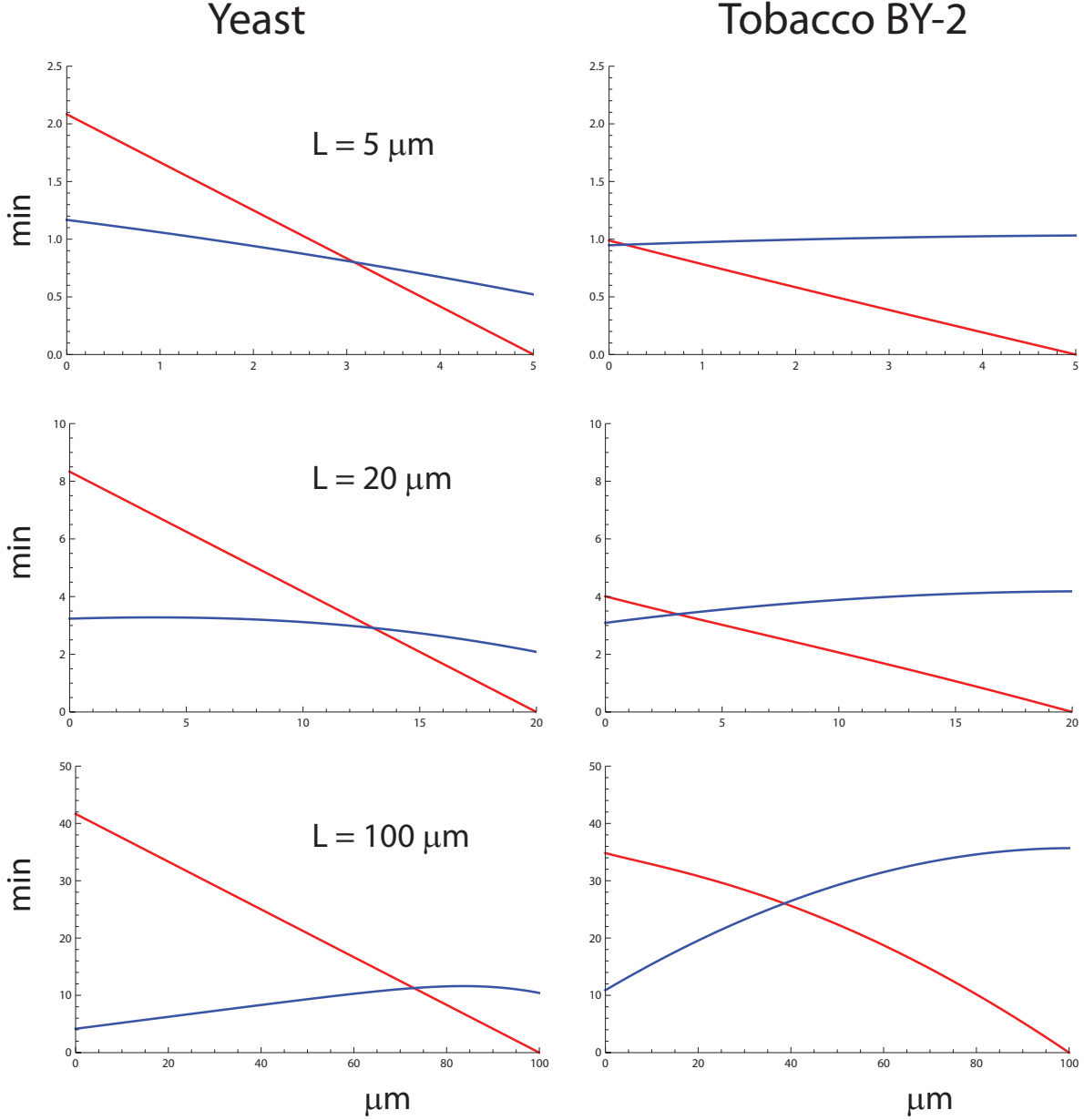


FIG. 4: Conditional MFPTs  $T_A^B(l, +)$  (red line) and  $T_A^N(l, +)$  (blue line) as a function of the initial length  $l$  for different values of the distance  $L$ .

$$\bar{l} \approx 65 \mu m.$$

#### IV. THE GOPALAKRISHNAN-GOVINDAN SEARCH-AND-CAPTURE MODEL

The first-passage-time model Gopalakrishnan and Govindan recently introduced ([10], hereafter referred to as GG) considers the problem of the ‘capture’ of a chromosome by a

MT ‘searching’ for it. It has the following ingredients: The MT is nucleated at a rate  $r_n$  from a centrosome in an arbitrary direction into a cone with solid angle opening of  $\Delta\Omega$ . The centrosome is located at a distance  $d$  from the chromosome, which has a cross-sectional area  $a$  and therefore subtends a solid angle  $\Delta\Omega_c = a/d^2$  as seen from the centrosome. The probability of being nucleated into a direction in which the target can possibly be hit is therefore given by  $p_c = \Delta\Omega_c/\Delta\Omega$ . When the MT is nucleated outside of the ‘*target cone*’, it can potentially grow until it hits a cell boundary located at a distance we will call  $D$  from the centrosome. At this boundary, the MT is initially stalled, but experiences an increased catastrophe rate  $r_b > r_+$ .

We will now revisit this model, using the formalism derived in the previous sections. The state space of this model is conveniently represented by  $\Omega = N \cup A_b \cup B \cup A_c \cup C$ . Here, as before,  $N$  is the nucleation state,  $A_b$  are the active states with lengths in the interval  $[0, D]$  in the directions that do not ‘see’ the target,  $B$  the state of being at the cell boundary,  $A_c$  the active states with lengths in the interval  $[0, d]$  and directions within the target cone, and, finally,  $C$  the state of being on the target chromosome. We non-dimensionalize using the same prescription as in Section II C, denoting the additional parameters needed by  $\Delta = D/\bar{l}$  and  $\delta = d/\bar{l}$ . Using the results of Section III A we can immediately write down an expression for the search-time starting from the nucleation state

$$T_{\Omega/C}(N) = \frac{1}{\rho_n} + (1 - p_c) \{T_{A_b \cup B}((0, +)_{A_b}) + T_{\Omega/C}(N)\} \\ + p_c \{R_{A_c}^C((0, +)_{A_c}) T_{A_c}^C((0, +)_{A_c}) + R_{A_c}^N((0, +)_{A_c}) \{T_{A_c}^N((0, +)_{A_c}) + T_{\Omega/C}(N)\}\} \quad (75)$$

The logic of this equation is simple. Starting from the nucleation state the MT (on average) waits  $1/\rho_n$  before being nucleated. With probability  $(1 - p_c)$  the nucleation will be in a direction that can not hit the target. In that case the MT will spend the origin-return time  $T_{A_b \cup B}((0, +)_{A_b})$  in this part of state space before shrinking back to zero length and starting again from the nucleation state. With probability  $p_c$  the initial nucleation is inside the target cone. In that case the MT either hits the target, without first shrinking back to zero-length, with probability  $R_{A_c}^C((0, +)_{A_c})$  taking time  $T_{A_c}^C((0, +)_{A_c})$ , or, with probability  $R_{A_c}^N((0, +)_{A_c}) = 1 - R_{A_c}^C((0, +)_{A_c})$  shrinking back to zero-length before hitting the target, taking time  $T_{A_c}^N((0, +)_{A_c})$  and then trying again from the nucleation state. This process is illustrated in Figure 5.

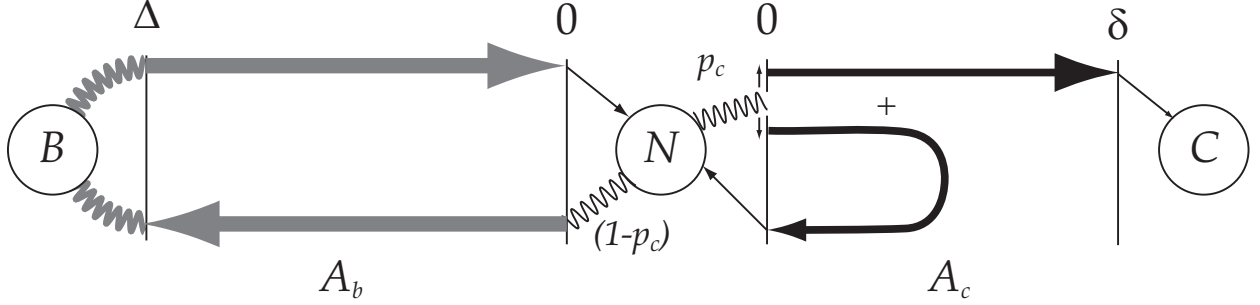


FIG. 5: Schematic illustration of the structure of the search process in the Gopalakrishnan-Govindan search-and-capture model. From the nucleation state the MT must either perform (with probability  $1 - p_c$ ) a fruitless search (gray arrows) in the directions where it can interact with the cell boundary  $A_b$ , or (with probability  $p_c$ ) it is nucleated in the right direction and then either directly traverses  $A_c$  to reach the chromosome  $C$  or shrinks back to zero length without reaching the target and must try again.

Extracting  $T_{\Omega/C}(N)$  from the relation (75) yields

$$p_c R_{A_c}^C((0, +)_{A_c}) T_{\Omega/C}(N) = \frac{1}{\rho_+} + (1 - p_c) T_{A_b \cup B}((0, +)_{A_b}) + p_c \{ R_{A_c}^C((0, +)_{A_c}) T_{A_c}^C((0, +)_{A_c}) + R_{A_c}^N((0, +)_{A_c}) T_{A_c}^N((0, +)_{A_c}) \} \quad (76)$$

As we show in Appendix B, this is, apart from the changed notation, precisely the result derived by GG (their Eq. (34) in Appendix A) from an explicit sum-over-histories argument. We also note the calculation of the fruitless search time,  $T_{A_b \cup B}((0, +)_{A_b})$ , in the directions not containing the target, is also readily simplified using the methods presented here

$$T_{A_b \cup B}((0, +)_{A_b}) = R_{A_b}^N((0, +)_{A_b}) T_{A_b}^N((0, +)_{A_b}) + R_{A_b}^B((0, +)_{A_b}) \left\{ T_{A_b}^B((0, +)_{A_b}) + \frac{1}{\rho_b} + T_{A_b \cup B}((\Delta, -)_{A_b}) \right\}, \quad (77)$$

where in turn

$$T_{A_b \cup B}((\Delta, -)_{A_b}) = R_{A_b}^N((\Delta, -)_{A_b}) T_{A_b}^N((\Delta, -)_{A_b}) + R_{A_b}^B((\Delta, -)_{A_b}) \left\{ T_{A_b}^B((\Delta, -)_{A_b}) + \frac{1}{\rho_b} + T_{A_b \cup B}((\Delta, -)_{A_b}) \right\}. \quad (78)$$

The latter expression allows  $T_{A_b \cup B}((\Delta, -)_{A_b})$  to be expressed solely of splitting probabilities and conditional MFPTs. While GG use an ingenious symmetry argument interpreting a

shrinking MT as a growing ‘anti’-MT to calculate these latter quantities, we point out that they can also be obtained in a straightforward manner from the differential equations presented in Sections III B and III C.

## V. CONCLUSIONS AND OUTLOOK

Our aim was to present a structured approach to the problem of MTs interacting with boundaries. To this end we relied exclusively on ‘backward’ techniques, focussing on survival probabilities and their associated boundary value problems. The upshot of this approach is that it allows one to decompose a complex MFPT problem *a priori* into closed form self-consistency problem involving a small set of relevant splitting probabilities and conditional MFPTs that readily follow from a proper disjoint decomposition of the state space. The utility of this approach is illustrated by its application to the Gopalakrishnan-Govindan model, where the key decomposition of the search time in terms of the time spent fruitlessly searching in the wrong directions, waiting in the nucleation state and finally reaching the target is the starting point of the calculation, rather than, as in [10], the result of collecting the results of intermediate steps in the calculation. We hope that the technique presented will serve as a convenient starting point for future applications to current problems in microtubule cytoskeleton organization.

### Acknowledgments

This work is part of the research program of the “Stichting voor Fundamenteel Onderzoek der Materie (FOM)”, which is financially supported by the “Nederlandse Organisatie voor Wetenschappelijk Onderzoek (NWO)”.

## Appendix A: Explicit solutions of the conditional MFPTs

In order to give a fairly concise expression for the conditional MFPTs we need to introduce a number of convenient coefficients

$$\alpha = \lambda_+ - 1 \tag{A1}$$

$$\beta = \frac{1}{\lambda_+ \lambda_-} \left( \frac{1}{\rho_+} + \frac{1}{\rho_-} \right) \tag{A2}$$

$$\gamma = \frac{\lambda_+}{\rho_-} - \frac{\lambda_-}{\rho_+} \tag{A3}$$

$$\delta = \lambda_+ \{ \beta (1 - \alpha) + \gamma \} \tag{A4}$$

$$\begin{aligned} \varepsilon &= 1 + \alpha - \beta \rho_+ + \alpha^2 \beta \rho_+ - \gamma \rho_+ - \alpha \gamma \rho_+ \\ &= \lambda_+ - \rho_+ \delta \end{aligned} \tag{A5}$$

With these definitions we find

$$\begin{aligned} T_A^N(\lambda, +) &= \beta \lambda_+ + \beta \lambda_+ \\ &\quad \frac{1}{e^\Lambda - e^\lambda} \left\{ -e^\lambda (2\beta + \gamma) (\Lambda - \lambda) + R_A^N(\lambda, +) \left( \frac{1}{\rho_+} (e^\Lambda - 1) + \delta - \alpha (2\beta + \gamma) \Lambda \right) \right\} \end{aligned} \tag{A6}$$

$$T_A^B(\lambda, +) = \frac{1}{\rho_+} \frac{1}{e^\lambda + \alpha} \left\{ \begin{array}{l} \varepsilon + \alpha \rho_+ (\beta + \gamma) \Lambda + \alpha \beta \rho_+ \lambda + (\beta + \gamma) \rho_+ (\Lambda - \lambda) e^\lambda \\ -R_A^B(\lambda, +) (\varepsilon + \alpha \rho_+ (\beta + \gamma) \Lambda + \alpha \beta \rho_+ \Lambda) \end{array} \right\} \tag{A7}$$

In some cases we can use the known relations

$$1 = \frac{1}{\lambda_+} - \frac{1}{\lambda_-} \tag{A8}$$

$$1 = \frac{1}{\lambda_+ \rho_+} + \frac{1}{\lambda_- \rho_-} \tag{A9}$$

to simplify even further. An example is the observation that

$$\beta \lambda_+ = \frac{1}{\lambda_-} \left( \frac{1}{\rho_+} + \frac{1}{\rho_-} \right) = \left( \frac{1}{\lambda_+} - 1 \right) \frac{1}{\rho_+} + \frac{1}{\lambda_- \rho_-} = 1 - \frac{1}{\rho_+} \tag{A10}$$

Taking the limit  $\Lambda \rightarrow \infty$  then yields, as in this limit  $R_A^N(\lambda, +) = 1$ ,

$$T_A^N(0, +) = 1 \tag{A11}$$

as claimed in the main text.



## Appendix B: Formal correspondence with the Gopalakrishnan- Govindan model

Here we provide the translation between the results of GG and our own, by noting the following correspondences.

GG	This work	Description
$\Phi(d, T)$	$\sigma_{A_c}^C (T   (0, +)_{A_c})$	Conditional waiting time distribution reaching target without shrinking back to zero
$Q_d(T)$	$\sigma_{A_c}^N (T   (0, +)_{A_c})$	Conditional waiting time distribution shrinking back to zero without reaching target
$Q_R(T)$	$\sigma_{A_b}^N (T   (0, +)_{A_b})$	Conditional waiting time distribution shrinking back to zero without reaching boundary
$\Psi(T)$	$\sigma_{A_b \cup B} (T   (0, +)_{A_b}, \exists \tau < T : \lambda_\tau = \Delta)$	Waiting time distribution return to length zero after reaching the boundary at least once

(B1)

From these correspondences we derive the identities

$$\tilde{\Phi}(d, 0) = \int_0^\infty dT \sigma_{A_c}^C (T | (0, +)_{A_c}) = R_{A_c}^C ((0, +)_{A_c}) \quad (\text{B2})$$

$$\tilde{\Phi}'(d, 0) = - \int_0^\infty dT T \sigma_{A_c}^C (T | (0, +)_{A_c}) = -R_{A_c}^C ((0, +)_{A_c}) T_{A_c}^C ((0, +)_{A_c}) \quad (\text{B3})$$

$$\tilde{Q}'(d, 0) = - \int_0^\infty dT T \sigma_{A_c}^N (T | (0, +)_{A_c}) = -R_{A_c}^N ((0, +)_{A_c}) T_{A_c}^N ((0, +)_{A_c}) \quad (\text{B4})$$

$$\tilde{Q}'(R, 0) = - \int_0^\infty dT T \sigma_{A_b}^N (T | (0, +)_{A_b}) = -R_{A_b}^N ((0, +)_{A_b}) T_{A_b}^N ((0, +)_{A_b}) \quad (\text{B5})$$

$$\begin{aligned} \Psi'(0) &= - \int_0^\infty dT T \sigma_{A_b \cup B} (T | (0, +)_{A_b}, \exists \tau < T : \lambda_\tau = \Delta) \\ &= -R_{A_b}^B ((\Delta, -)_{A_b}) \left\{ T_{A_b}^B ((\Delta, -)_{A_b}) + \frac{1}{\rho_b} + T_{A_b \cup B} ((\Delta, -)_{A_b}) \right\} \end{aligned} \quad (\text{B6})$$

The timescales GG introduce are therefore

$$T_d = -\frac{\tilde{\Phi}'(d, 0) + \tilde{Q}'(d, 0)}{\tilde{\Phi}(d, 0)} = \frac{R_{A_c}^N((0, +)_{A_c}) T_{A_c}^N((0, +)_{A_c}) + R_{A_c}^C((0, +)_{A_c}) T_{A_c}^C((0, +)_{A_c})}{R_{A_c}^C((0, +)_{A_c})} \quad (\text{B7})$$

$$\begin{aligned} T_R &= -\frac{\tilde{Q}'(R, 0) + \Psi'(0)}{\tilde{\Phi}(d, 0)} \\ &= \frac{R_{A_b}^N((0, +)_{A_b}) T_{A_b}^N((0, +)_{A_b}) + R_{A_b}^B((\Delta, -)_{A_b}) \left\{ T_{A_b}^B((\Delta, -)_{A_b}) + \frac{1}{\rho_b} + T_{A_b \cup B}((\Delta, -)_{A_b}) \right\}}{R_{A_c}^C((0, +)_{A_c})} \\ &= \frac{T_{A_b \cup B}((0, +)_{A_b})}{R_{A_c}^C((0, +)_{A_c})} \end{aligned} \quad (\text{B8})$$

$$T_\nu = \frac{1}{\rho_n R_{A_c}^C((0, +)_{A_c})} \quad (\text{B9})$$

so that, indeed, their expression

$$\langle T \rangle = T_d + \frac{(1 - p_c)}{p_c} T_R + \frac{1}{p_c} T_\nu \quad (\text{B10})$$

fully coincides with Eq. (76).

- 
- [1] B. Alberts, A. Johnson, J. Lewis, M. Raff, K. Roberts, and P. Walter. *Molecular Biology of the Cell*. Garland Science, New York, 4th edition, 2002.
  - [2] Tim Mitchison and Marc Kirschner. Dynamic instability of microtubule growth. *Nature*, 312(5991):237–242, November 1984.
  - [3] Marileen Dogterom and Stanislas Leibler. Physical aspects of the growth and regulation of microtubule structures. *Physical Review Letters*, 70(9):1347–1350, March 1993.
  - [4] P T Tran, L Marsh, V Doye, S Inoué, and F Chang. A mechanism for nuclear positioning in fission yeast based on microtubule pushing. *The Journal of cell biology*, 153(2):397–411, April 2001.
  - [5] Stephan W Grill, Jonathon Howard, Erik Schäffer, Ernst H K Stelzer, and Anthony A Hyman. The distribution of active force generators controls mitotic spindle position. *Science (New York, N.Y.)*, 301(5632):518–21, July 2003.
  - [6] Chris Ambrose, Jun F Allard, Eric N Cytrynbaum, and Geoffrey O Wasteneys. A CLASP-modulated cell edge barrier mechanism drives cell-wide cortical microtubule organization in Arabidopsis. *Nature communications*, 2:430, January 2011.

- [7] T E Holy and S Leibler. Dynamic instability of microtubules as an efficient way to search in space. *Proceedings of the National Academy of Sciences of the United States of America*, 91(12):5682–5, June 1994.
- [8] Timothy Eric Holy. *Physical aspects of the assembly and function of microtubules*. PhD thesis, Princeton University, 1997.
- [9] R Wollman, E N Cytrynbaum, J T Jones, T Meyer, J M Scholey, and A Mogilner. Efficient chromosome capture requires a bias in the 'search-and-capture' process during mitotic-spindle assembly. *Current biology : CB*, 15(9):828–32, May 2005.
- [10] Manoj Gopalakrishnan and Bindu S Govindan. A first-passage-time theory for search and capture of chromosomes by microtubules in mitosis. *Bulletin of mathematical biology*, 73(10):2483–506, October 2011.
- [11] S. Redner. *A guide to first-passage processes*. Cambridge University Press, 2001.
- [12] Marcel E Janson, Mathilde E de Dood, and Marileen Dogterom. Dynamic instability of microtubules is regulated by force. *The Journal of cell biology*, 161(6):1029–34, June 2003.
- [13] Marileen Dogterom, Jacob W J Kerssemakers, Guillaume Romet-Lemonne, and Marcel E Janson. Force generation by dynamic microtubules. *Current opinion in cell biology*, 17(1):67–74, February 2005.
- [14] Bindu Govindan and William Spillman. Steady states of a microtubule assembly in a confined geometry. *Physical Review E*, 70(3), September 2004.
- [15] R. J. Rubin. Mean Lifetime of Microtubules Attached to Nucleating Sites. *Proceedings of the National Academy of Sciences*, 85(2):446–448, January 1988.
- [16] David Williams. *Diffusions, Markov processes, and Martingales Volume I: Foundations*. John Wiley & Sons, Chichester, August 1979.
- [17] D. Bicout. Greens functions and first passage time distributions for dynamic instability of microtubules. *Physical Review E*, 56(6):6656–6667, December 1997.
- [18] Marcel E. Janson, Rose Loughlin, Isabelle Loodice, Chuanhai Fu, Damian Brunner, Francois J. Ndlec, and Phong T. Tran. Crosslinkers and motors organize dynamic microtubules to form stable bipolar arrays in fission yeast. *Cell*, 128(2):357 – 368, 2007.
- [19] Jan W. Vos, Marileen Dogterom, and Anne Mie C. Emons. Microtubules become more dynamic but not shorter during preprophase band formation: A possible search-and-capture mechanism for microtubule translocation. *Cell Motility and the Cytoskeleton*, 57(4):246–258,

2004.