

ORANGE PEELS AND FRESNEL INTEGRALS

LAURENT BARTHOLDI AND ANDRÉ G. HENRIQUES

There are two standard ways of peeling an orange: either cut the skin along meridians, or cut it along a spiral. We consider here the second method, and study the shape of the spiral strip, when unfolded on a table. We derive a formula that describes the corresponding flattened-out spiral. Cutting the peel with progressively thinner strip widths, we obtain a sequence of increasingly long spirals. We show that, after rescaling, these spirals tends to a definite shape, known as the Euler spiral. The Euler spiral has applications in many fields of science. In optics, the illumination intensity at a point behind a slit is computed from the distance between two points on the Euler spiral. The Euler spiral also provides optimal curvature for train tracks between a straight run and an upcoming bend. It is striking that it can be also obtained with an orange and a kitchen knife.

1. OUTLINE

Cut the skin of an orange along a thin spiral of constant width (fig. 1) and lay it flat on a table (fig. 2). A natural breakfast question, for a mathematician, is which shape the spiral peel will have, when flattened out. We derive a formula that, for a given cut width, describes the corresponding spiral's shape.

For the analysis, we parametrize the spiral curve by a constant speed trajectory, and express the curvature of the flattened-out spiral as a function of time. This is achieved by comparing a revolution of the spiral on the orange with a corresponding spiral on a cone tangent to the surface of the orange (fig. 3, left). Once we know the curvature, we derive a differential equation for our spiral, which we solve analytically (fig. 4, left).

We then consider what happens to our spirals when we vary the strip width. Two properties are affected: the overall size, and the shape. Taking finer and finer widths of strip, we obtain a sequence of increasingly



FIGURE 1. An orange, assumed to be a sphere of radius one, with spiral of width $1/N$.



FIGURE 2. The flattened-out orange peel.

long spirals; rescale these spirals to make them all of the same size. We show that, after rescaling, the shape of these spirals tends to a well defined limit. The limit shape is a classical mathematical curve, known as the *Euler spiral* or the *Cornu spiral* (fig. 4, right). This spiral is the solution of the *Fresnel integrals*.

The Euler spiral has many applications. In optics, it occurs in the study of light diffracting through a slit [1, §10.3.8]. More precisely, the illumination intensity at a point behind a slit is the square of the distance between two points on the Euler spiral, easily determined from the slit's geometry.

Date: February 6, 2012.

Partially supported by the Courant Research Centre "Higher Order Structures" of the University of Göttingen.

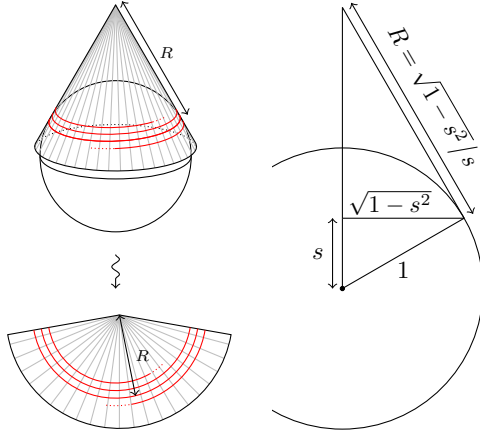


FIGURE 3. *left*: Spiral on the sphere, transferred to the tangent cone, and developed on the plane, for computing its radius of curvature; *right*: The computation of the radius of curvature R of the flattened spiral.

The same spiral is also used in civil engineering: it provides optimal curvature for train tracks [4, §14.1.2]. A train that travels at constant speed and increases the curvature of its trajectory at a constant rate will naturally follow an arc of the Euler spiral. The review [2] describes the history of the Euler spiral and its three independent discoveries.

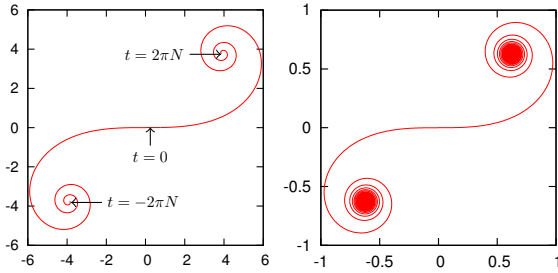


FIGURE 4. *left*: Maple plot of the orange peel spiral ($N = 3$); *right*: the Euler spiral; limit $N \rightarrow \infty$.

2. ANALYSIS

For the purpose of our mathematical treatment, we shall replace the orange by a sphere of radius one. The spiral on the sphere is taken of width $1/N$, see (fig. 1). The area of the sphere is 4π , so the spiral has a length of roughly $4\pi N$. We describe the flattened-out orange peel spiral by a curve $(x(t), y(t))$ in the

plane, parameterized at unit-speed from time $t = -2\pi N$ to $t = 2\pi N$.

On a sphere of radius one, the area between two horizontal planes at heights h_1 and h_2 is $2\pi(h_2 - h_1)$, see (fig. 5). It follows that, at time t , the point on the sphere has height $s := t/2\pi N$.

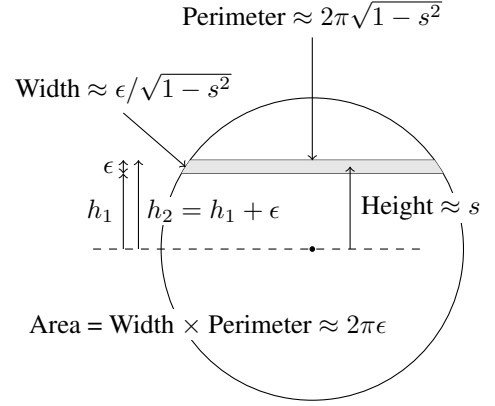


FIGURE 5. Area of a thin circular strip on the sphere.

Our first goal is to find a differential equation for $(x(t), y(t))$. For that, we compute the radius of curvature $R(t)$ of the flattened-out spiral at time t : this is the radius of circle with best contact to the curve at time t . For example, $R(-2\pi N) = R(2\pi N) = 0$ at the poles, and $R(0) = \infty$ at the equator.

For N large, the spiral at time t follows roughly a parallel at height s on the orange. The surface of the sphere can be approximated by a tangent cone whose development on the plane is a disk sector (fig. 3, left). The radius

$$R(t) = \sqrt{1 - s^2}/s = \sqrt{(2\pi N)^2 - t^2}/t$$

of that disk equals the radius of curvature of the spiral at time t , and can be computed using Thales' theorem (fig. 3, right). The radius $R(t)$ is in fact only determined up to sign; our choice reflects the NE-SW orientation of the spiral on the sphere.

Now, the condition that we move at unit speed on the sphere — and on the plane — is $(\dot{x})^2 + (\dot{y})^2 = 1$, and the condition that the spiral has a curvature of $R(t)$ is $\dot{x}\ddot{y} - \dot{y}\ddot{x} = 1/R$. Here, \dot{x} and \dot{y} are the speeds of x and y respectively, and \ddot{x} and \ddot{y} are their accelerations. In fact, introducing the complex path $z(t) = x(t) + iy(t)$, the conditions can be expressed as $|\dot{z}|^2 = 1$ and $\ddot{z}\dot{z} = i/R$.

The solution has the general form

$$z(t) = \int_0^t \exp(i\phi(u))du,$$

for a real function ϕ ; indeed, its derivative is computed as $\dot{z} = \exp(i\phi(t))$ and has norm 1. As $\ddot{z}\dot{z} = i\dot{\phi}(t)$, we have $\dot{\phi}(t) = s/\sqrt{1-s^2}$, which has as elementary solution $\phi(t) = -\sqrt{(2\pi N)^2 - t^2}$. We have deduced that the flattened-out spiral has parameterization

$$\begin{cases} x(t) = \int_0^t \cos \sqrt{(2\pi N)^2 - u^2} du, \\ y(t) = -\int_0^t \sin \sqrt{(2\pi N)^2 - u^2} du. \end{cases}$$

The flattened-out peel of an orange is shown in (fig. 2), and the corresponding analytic solution, computed by MAPLE [3], is shown in (fig. 4, left). The orange's radius was 3cm, and the peel was 1cm wide, giving $N = 3$.

3. LIMITING BEHAVIOUR

What happens if N tends to infinity, that is, if we peel the orange with an ever thinner spiral? For that, we recall the power series approximation

$$\sqrt{a^2 - u^2} = a - \frac{u^2}{2a} + \mathcal{O}\left(\frac{u^4}{a^3}\right),$$

which we substitute with $a = 2\pi N$ in the above expression:

$$\begin{aligned} z(t) &= \int_0^t \exp\left(-i\sqrt{(2\pi N)^2 - u^2}\right) du \\ &\approx \int_0^t \exp\left(-i\left(2\pi N - \frac{u^2}{2 \cdot 2\pi N}\right)\right) du. \end{aligned}$$

Taking only values of N that are integers, this simplifies to $\int_0^t \exp(iu^2/4\pi N)du$. We then set $v = u/\sqrt{4\pi N}$ to obtain

$$z(t) \approx \sqrt{4\pi N} \int_0^{t/\sqrt{4\pi N}} \exp(iv^2)dv.$$

The approximation error is $\int_0^t \mathcal{O}\left(\frac{u^4}{a^3}\right)du = \mathcal{O}(t^5/N^3)$, which becomes negligible compared to the size $\mathcal{O}(\sqrt{N})$ of the spiral for $|t| \ll N^{0.7}$.

The above curve is, up to scaling and parameterization speed, the solution of the classical Fresnel integral

$$(X(t), Y(t)) = \left(\int_0^t \cos u^2 du, \int_0^t \sin u^2 du \right),$$

defined by the condition that the radius of curvature at time t is $1/2t$; here the parameterization is over t from $-\infty$ to $+\infty$. The corresponding curve is called

the Euler spiral and winds infinitely often around the points $\pm(\sqrt{\pi/8}, \sqrt{\pi/8})$. Setting $T := t/\sqrt{4\pi N}$, the condition $|t| \ll N^{0.7}$ becomes $|T| \ll N^{0.2}$. We have thus proven:

Theorem. *If $T \ll N^{0.2}$, then the part of the orange peel of width $1/N$ parameterized between $-\sqrt{4\pi N}T$ and $\sqrt{4\pi N}T$ is a good approximation for the part of the Euler spiral parameterized between $-T$ and T .*

Note that for large N , the piece of the orange peel parameterized between $-\sqrt{4\pi N}T$ and $\sqrt{4\pi N}T$ forms a rather thin band around the orange's equator. The contribution of rest of the orange disappears due to the rescaling process.

4. CONCLUSION

The Euler spiral is a well known mathematical curve. In this article, we explained how to construct it with an orange and a kitchen knife. Flattened fruit peels have already been considered, e.g. those of apples [5], but were never studied analytically. The Euler spiral that we obtained has had many discoveries across history [2]; ours occurred over breakfast.

REFERENCES

- [1] Eugene Hecht, *Optics*, 4th, Pearson Educat., 2002.
- [2] Raph Levien, *The Euler spiral: a mathematical history*, Technical Report UCB/EECS-2008-111, EECS Department, University of California, Berkeley, 2008.
- [3] Michael B. Monagan, Keith O. Geddes, K. Michael Heal, George Labahn, Stefan M. Vorkoetter, James McCarron, and Paul DeMarco, *Maple 10 Programming Guide*, Maplesoft, Waterloo ON, Canada, 2005.
- [4] Vassilios A. Profillidis, *Railway management and engineering*, Ashgate Publishing Ltd., 2006.
- [5] F. M. Turrell, *The definite integral symbol*, Amer. Math. Monthly **67** (1960), no. 7, 656–658.

MATHEMATISCHES INSTITUT, GEORG-AUGUST UNIVERSITÄT ZU GÖTTINGEN

E-mail address: laurent@uni-math.gwdg.de

MATHEMATISCH INSTITUUT, UNIVERSITEIT UTRECHT

E-mail address: A.G.henriques@uu.nl