

TWO KINDS OF ROGUE WAVES OF THE GENERAL NONLINEAR SCHRÖDINGER EQUATION WITH DERIVATIVE

SHUWEI XU[†], JINGSONG HE^{* †}, LIHONG WANG[†]

[†] Department of Mathematics, Ningbo University, Ningbo , Zhejiang 315211, P. R. China

ABSTRACT. In this letter, the designable integrability (DI) of the variable coefficient derivative nonlinear Schrödinger equation (VCDNLSE) is shown by construction of an explicit transformation which maps VCDNLSE to the usual derivative nonlinear Schrödinger equation (DNLSE). One novel feature of VCDNLSE with DI is that its coefficients can be designed artificially and analytically by using transformation. What is more, from the rogue wave and rational traveling solution of the DNLSE, we get two kinds of rogue waves of the VCDNLSE by this transformation. One kind of rogue wave has vanishing boundary condition, and the other non-vanishing boundary condition. The DI of the VCDNLSE also provides a possible way to control the profile of the rogue wave in physical experiments.

Keywords: DNLSE, VCDNLSE, rational solution, rogue waves

PACS(2010) numbers: 02.30.Ik, 42.81.Dp, 52.35.Bj, 52.35.Sb, 94.05.Fg

MSC(2010) numbers: 35C08, 37K10, 37K40

1. INTRODUCTION

The derivative nonlinear Schrödinger equation (DNLSE) is originated from two fields of applied physics. Firstly, the DNLSE governs the evolution of small but finite amplitude Alfvén waves propagating quasi-parallel to the magnetic field [1] in plasma physics. Recently, this equation has also been used to describe rogue waves [2–6] in plasmas. Secondly, nonlinear optics, the sub-picosecond or femtosecond pulses in single-mode optical fiber [7, 8] is modeled by the DNLSE. There exist three kinds of DNLSE, i.e., the DNLSIE or DNLSE [9]

$$iq_t - q_{xx} + i(q^2 q^*)_x = 0, \quad (1)$$

the DNLSIIE [10]

$$iq_t + q_{xx} + iqq^* q_x = 0, \quad (2)$$

and the DNLSIIIE [11]

$$iq_t + q_{xx} - iq^2 q_x^* + \frac{1}{2}q^3 q^{*2} = 0, \quad (3)$$

and a chain of gauge transformations between them: DNLSIIE $\xrightarrow{a)}$ DNLSIE $\xrightarrow{b)}$ DNLSIIIE. Here a) denotes eq.(2.12) in ref. [12], and b) denotes: eq.(4) \rightarrow eq.(3) \rightarrow eq.(6) with $\gamma = 0$ in ref. [13]. But these transformations can't preserve the reduction conditions in spectral problem of the Kaup and Newell (KN) [9] system and involve complicated integrations. So each of them deserves to be investigated separately. The goal of the present work is to extend consideration to the DNLSE.

Most known works on the DNLSE equations focus exclusively on equations with constant coefficients [4, 9, 14–17]. For wave propagation through an inhomogeneous medium, the variable coefficient derivative nonlinear Schrödinger equation (VCDNLSE) [18–20] will arise. In fact the nonlinear Schrödinger equation with variable coefficients [21–27] have already been studied extensively in the literature. A simple and relevant example will be the properties of short optical pulses along a fiber with spatially increasing/decreasing dispersion. A variety of ingenious similarity transformations [27]

* Corresponding author: hejingsong@nbu.edu.cn; jshe@ustc.edu.cn.

has been introduced. The solitary pulse can undergo broadening or compression, with or without the presence of damping/gain. One objective here is to determine if these phenomena will continue to exist for the DNLSE. The analytical technique employed here to treat these inhomogeneous DNLSE is introduced by construction of an explicit transformation which maps the VCDNLSE to the DNLSE, which has been proven to be effective. What is more, rogue waves have recently been the subject of intensive investigations such as very interesting "discussion & debate" [28, 29] on the fundamental definition and possible applications, a numerical study of the evolution dynamics of optical rogue waves [30], researches of evolution of rogue waves in interacting wave systems [31] and in microwave system [32], a minimal model [33] for the emergence and statistical characterization of robust complex branched wave patterns (or rogue waves) in optical media. One of the possible formation mechanisms for rogue waves are rational solutions, the creation of breathers that appear due to modulation instability [34–39], so the nature of rational solutions of these inhomogeneous DNLSE deserves investigation from consideration of optical rogue waves originating from one key ingredients: inhomogeneity [40]. However, the model equation of a system with inhomogeneity is the VCDNLSE, which is associated with a non-isospectral problem. Usually, it is intricate to solve non-isospectral problem directly. So we show an explicit transformation between the VCDNLSE and the DNLSE, which give two kinds of rogue waves of the VCDNLSE from the rogue wave and rational traveling solution of the DNLSE.

The organization of this paper is as follows. In section 2, a general transformation which maps the VCDNLSE to the DNLSE is given with several arbitrary functions. These arbitrary functions provide a possibility to design interesting integrable model. In section 3, the solutions of the VCDNLSE, especially rogue waves, are discussed according to analytic solutions of the DNLSE by means of our general transformation. The conclusion will be given in section 4.

2. GENERAL METHOD

Consider the VCDNLSE of the DNLSE type:

$$i\psi_t + \beta\psi_{xx} + K\psi^2\psi^* + i\gamma(\psi^2\psi^*)_x + i\Gamma\psi = 0, \quad (4)$$

where $\beta = \beta(x, t)$, $K = K(x, t)$, $\gamma = \gamma(x, t)$, $\Gamma = \Gamma(x, t)$ are four real functions of x and t . First focus on the integrability of eq.(4) by means of looking for a direct transformation between the VCDNLSE and the DNLSE,

$$iQ_T + e Q_{XX} + i(Q^2Q^*)_X = 0, \quad (5)$$

where $e = 1$, $Q = Q(X, T)$. Moreover, coefficients β, K, γ, Γ are given analytically by this transformation. Therefore, one advantage of this transformation is to solve the VCDNLSE by using all known solutions of the DNLSE as we discussed in the above section.

To this purpose, a trial transformation

$$\psi(x, t) = Q(X, T)p(x, t)e^{i\phi(x, t)} \quad (6)$$

is introduced with $X = X(x, t)$, $T = T(t)$. So the central task is to determine the concrete expressions of real smooth functions $\beta, K, \gamma, \Gamma, X, p, \phi(x, t)$ by requesting $Q(X, T)$ to satisfy the standard DNLSE eq.(5). By substituting the transformation eq.(6) into eq.(4), and setting

$$p(x, t) = \frac{1}{T_t}, \beta(x, t) = e \frac{T_t}{X_x^2}, \gamma = \frac{T_t^3}{X_x} \quad (7)$$

without loss of generality of the transformation, then it becomes

$$iQ_T + e Q_{XX} + i(Q^2Q^*)_X - Q^2Q^* \frac{k_1}{T_t^3 X_x} + Q \frac{ik_2 + k_3}{T_t^2 X_x^2} + Q_X \frac{ik_4 + k_5}{T_t X_x^2} = 0 \quad (8)$$

Note Q_X denotes $\frac{\partial Q}{\partial X}$, T_t denotes $\frac{dT}{dt}$ and so on. Here k_i , $i = 1, 2, 3, 4, 5$, are given by

$$k_1 = T_t^3 \phi_x - K X_x, \quad k_2 = e \phi_{xx} T_t^2 + \Gamma T_t X_x^2 - T_{tt} X_x^2,$$

$$k_3 = -\phi_t T_t X_x^2 - e \phi_x^2 T_t^2, \quad k_4 = X_x^2 X_t + 2e\phi_x T_t X_x, \quad k_5 = e X_{xx} T_t.$$

Obviously, let $k_1 = k_2 = k_3 = k_4 = k_5 = 0$, then eq.(8) becomes the standard DNLSE. Moreover, we get

$$X = X(x, t) = c_1 x + c_2 x T + c_3 + c_4 T, \quad T = T(t), \quad (9)$$

$$\phi = \phi(x, t) = \frac{(-c_2^2 T - c_1 c_2)}{4 e} x^2 + \frac{(-c_4 c_2 T - c_1 c_4)}{2 e} x + \frac{-c_4^2 T}{4 e} + c_5, \quad (10)$$

$$K = -\frac{1}{2} \frac{T_t^3 (c_2 x + c_4)}{e}, \quad \Gamma = \frac{1}{2} \frac{c_2 T_t^2 + 2 T_{tt} c_1 + 2 T_{tt} T c_2}{T_t (c_1 + c_2 T)}, \quad (11)$$

from $k_1 = k_2 = k_3 = k_4 = k_5 = 0$ by a tedious calculation. Furthermore, taking X back into eq.(7), then

$$p(x, t) = \frac{1}{T_t}, \quad \beta(x, t) = \frac{e T_t}{(c_1 + T c_2)^2}, \quad \gamma = \frac{T_t^3}{c_1 + T c_2}. \quad (12)$$

So the transformation in eq.(6) indeed maps the VCDNLSE to the DNLSE as we wanted, which is determined by eq.(4) to eq.(5) through five arbitrary constants c_1, c_2, c_3, c_4, c_5 ($c_1^2 + c_2^2 \neq 0$) and one real arbitrary function $T(t)$. Lastly, we would like to point out that we may set $X = X(x, t)$ and $T = T(x, t)$ in transformation eq.(6) for better universality. However, to eliminate the term $(\frac{\partial^2}{\partial X \partial T} Q(X, T))$ in the transformed equation, we have to set $(\frac{\partial}{\partial x} X) = 0$ or $(\frac{\partial}{\partial x} T) = 0$. So we choose directly $T = T(t)$ for simplicity in eq.(6). Thus we can design β, K, γ, Γ according to different physical considerations by means of the selections of the arbitrary constants and functions in the transformations above, such that the integrability is guaranteed. Therefore, we call that the VCDNLSE possesses the designable integrability(DI) [27], which originates from the rigid integrability of the DNLSE and the transformation.

As the end of this section, we would show several examples of nonautonomous DNLSE eq.(4). Their solutions can be obtained from known solutions of the DNLSE by the transformation in eq.(6).

Example 1. Taking $c_1 = 1, c_2 = 0, c_3 = 0, c_4 = 0, c_5 = 0, e = -1$ and $T = \frac{1}{2} \cos(t) + t$ back into eq.(11) and eq.(12), we can get the following equation

$$i\psi_t - (-\frac{1}{2} \sin(t) + 1)\psi_{xx} + i\frac{1}{8}(\sin(t) - 2)^3(\psi^2\psi^*)_x + i\frac{\cos(t)}{\sin(t) - 2}\psi = 0 \quad (13)$$

the following items are given for the equation: (i) the trajectory is not a straight line when it evolves with time t and the profile is variable. (ii) It is interesting to get the rogue wave of the eq.(13).

Example 2. Taking $c_1 = 3, c_2 = 0, c_3 = 0, c_4 = 0, c_5 = 0, e = -1$ and $T = \frac{1}{4}t^3 + \frac{3}{4}t$ back into eq.(11) and eq.(12), we can get the following equation

$$i\psi_t - \frac{t^2 + 1}{12}\psi_{xx} - i\frac{9(t^2 + 1)^3}{64}(\psi^2\psi^*)_x + i\frac{2t}{t^2 + 1}\psi = 0 \quad (14)$$

The two kinds of rogue waves of the eq.(14) will be given in next section.

3. TWO KINDS OF ROGUE WAVES OF VCDNLSE

The rational solutions and rogue waves of eq.(1) [4] are given in the following.

$$Q_{rational} = 4\beta_1 \exp(2i\beta_1^2(-X + 2\beta_1^2 T)) \frac{(4i\beta_1^2(4\beta_1^2 T - X) - 1)^3}{(16\beta_1^4(4\beta_1^2 T - X)^2 + 1)^2}, \quad (15)$$

with an arbitrary real constant β_1 . Obviously, the rational solution is a line soliton, and its trajectory is defined explicitly by

$$X = 4\beta_1^2 T, \quad (16)$$

on $(x - t)$ plane. Here

$$Q_{\text{rogue wave}} = \frac{r_1 r_2 r_3}{r_4 r_5}, \quad (17)$$

$$\begin{aligned} r_1 &= 2 \exp(2i(\alpha_1^2 + \beta_1^2)(2T\alpha_1^2 + X - 2T\beta_1^2)), \\ r_2 &= \beta_1(16\beta_1^2\alpha_1^2(4T\alpha_1^2 + X)^2 + 16\beta_1^4(4T\beta_1^2 - X)^2 + 8i\beta_1^2(X + 4T\alpha_1^2 - 8T\beta_1^2) + 1), \\ r_3 &= 2(16\beta_1^2\alpha_1^2(4T\alpha_1^2 + X)^2 + 16\beta_1^4(4T\beta_1^2 - X)^2 - 8\alpha_1\beta_1(X + 4T\alpha_1^2 - 8T\beta_1^2) + 1) \\ &\quad \times (-\alpha_1 + 16\beta_1(\beta_1^4 - \alpha_1^4)T - 4\beta_1(\alpha_1^2 + \beta_1^2)X + 16i\alpha_1\beta_1^2(\alpha_1^2 + \beta_1^2)T - i\beta_1) \\ &\quad - (16\beta_1^2\alpha_1^2(4T\alpha_1^2 + X)^2 + 16\beta_1^4(4T\beta_1^2 - X)^2 + 8i\beta_1^2(X + 4T\alpha_1^2 - 8T\beta_1^2) + 1) \\ &\quad \times (\alpha_1 + 16\beta_1(\beta_1^4 - \alpha_1^4)T - 4\beta_1(\alpha_1^2 + \beta_1^2)X + 16i\alpha_1\beta_1^2(\alpha_1^2 + \beta_1^2)T + \beta_1 i), \\ r_4 &= \alpha_1 + 16\beta_1(\beta_1^4 - \alpha_1^4)T - 4\beta_1(\alpha_1^2 + \beta_1^2)X + 16i\alpha_1\beta_1^2(\alpha_1^2 + \beta_1^2)T + \beta_1 i, \\ r_5 &= (-16\beta_1^2\alpha_1^2(4T\alpha_1^2 + X)^2 - 16\beta_1^4(4T\beta_1^2 - X)^2 + 8i\beta_1^2(X + 4T\alpha_1^2 - 8T\beta_1^2) - 1)^2. \end{aligned}$$

By letting $X \rightarrow \infty$, $T \rightarrow \infty$, so $|Q_{\text{rogue wave}}|^2 \rightarrow 4\beta_1^2$. The maximum amplitude of $|Q_{\text{rogue wave}}|^2$ occurs at $T = 0$ and $X = 0$ and is equal to $36\beta_1^2$, and the minimum amplitude of $|Q_{\text{rogue wave}}|^2$ occurs at $T = \pm \frac{3}{16\sqrt{3(4\alpha_1^2 + \beta_1^2)}\beta_1(\alpha_1^2 + \beta_1^2)}$ and $X = \mp \frac{9\alpha_1^2}{4\sqrt{3(4\alpha_1^2 + \beta_1^2)}\beta_1(\alpha_1^2 + \beta_1^2)}$ and is equal to 0.

The transformation eq.(6) provides an efficient way to construct exact and analytic solutions $\psi(x, t)$ of the designable VCDNLSE from known solutions $Q(X, T)$ of the DNLSE, such that we can explore the dynamical evolution of solitons of the VCDNLSE conveniently. For example, setting a rational soliton Q_{rational} which is given by eq.(15).

Obviously, the profile of the rational soliton Q_{rational} on the plane of (X, T) is invariant when soliton evolves with time T . A rational soliton of the VCDNLSE,

$$|\psi(x, t)| = 4|p(x, t)||\beta_1| \frac{1}{(1 + 16\beta_1^4(-X + 4\beta_1^2 T)^2)^{1/2}} \quad (18)$$

is obtained by using transformation eq.(6). Note that the profile of the soliton $|\psi(x, t)|$ of the VCDNLSE is not preserved when it evolves with time t because the profile $|p(x, t)|$ is a function of t and the trajectory is a curve $x = x(t)$ on the plane of (x, t) , which is defined implicitly by

$$X = 4\beta_1^2 T \quad (19)$$

This shows that the profile of the soliton of the VCDNLSE is designable by using different $\beta = \beta(t)$, $K = K(x, t)$, $\gamma = \gamma(t)$, $\Gamma = \Gamma(t)$, which can be realized by choosing arbitrary constants c_1, c_2, c_3, c_4, c_5 ($c_1^2 + c_2^2 \neq 0$) and one real arbitrary function $T(t)$ in transformation eq.(6). In particular, as we shall show in the following example the profile of $\psi(x, t)$ is dependent of t , because the $p = p(t)$ is t -dependent. To further illustrate the property of dynamical evolution of the soliton $|\psi(x, t)|$ of the VCDNLSE, two example is given here.

Case 1). According to the above formula eq.(6), the solution of the eq.(13) is given by taking $c_1 = 1, c_2 = 0, c_3 = 0, c_4 = 0, c_5 = 0, e = -1$ and $T = \frac{1}{2} \cos(t) + t$ back into eq.(9), eq.(10) and eq.(12), which is a deformed rational solution. (a) The dynamical evolution of the solution generated from eq.(15) with specific parameters $\beta_1 = \frac{1}{2}$ is plotted in Figure 1, and we also give its trajectory of the wave by Figure 2. (b) The dynamical evolution of the solution generated by the rogue wave eq.(17) with specific parameters $\alpha_1 = \frac{1}{2}, \beta_1 = \frac{1}{2}$ is plotted in Figure 3.

Case 2). According to the above formula eq.(6), the solution of the eq.(14) is given by taking $c_1 = 3, c_2 = 0, c_3 = 0, c_4 = 0, c_5 = 0, e = -1$ and $T = \frac{1}{4}t^3 + \frac{3}{4}t$ back into eq.(9), eq.(10) and eq.(12), which is a deformed rational solution as case 1). (a) The dynamical evolution of the solution generated from the rational traveling solution eq.(15) with specific parameters $\beta_1 = \frac{1}{2}$ is plotted in Figure 4. (b) The dynamical evolution of the solution generated from the rogue wave eq.(17) with specific parameters $\alpha_1 = \frac{1}{2}, \beta_1 = \frac{1}{2}$ is plotted in Figure 5.

Figure 1 and Figure 2 shows intuitively two interesting features of the solutions of the VCDNLSE: (i) The trajectory is not a straight line when it evolves with time t , as we pointed in the above paragraph. (ii) The profile is variable. This is also supported visibly by Fig.3, Fig.4 and Fig.5. What is more, we get two kinds of rogue waves of the VCDNLSE by an explicit transformation, they are plotted in Fig.4 and Fig.5. The first kind of rogue wave has vanishing boundary condition, and the second non-vanishing boundary condition. With the inhomogeneous condition, there are remarkable differences between the VCDNLSE and the DNLSE. Note that there are many other kinds of solutions of the DNLSE, such as dark soliton, positon, periodic solution, etc., which can be used to generate the solutions of the VCDNLSE. In our examples, merely the rational solution of the DNLSE is used. Especially, from the seed of the multi-soliton solutions of the DNLSE, the multi-soliton solutions of the VCDNLSE can be obtained, and then its interaction properties are discussed. However, it is very difficult to find multi-soliton solutions of the VCDNLSE from the view of non-isospectral integrable system.

Very recently, the experiment results [40] show that the inhomogeneity of the medium is one kind of crucial ingredients to generate optical rogue wave. Note that the inhomogeneity is usually represented by the variable coefficients in the integrable equations. The rogue wave in case 2 a) is given from a rational traveling wave eq.(15) which shows the direct contribution of the inhomogeneity to generate it. Moreover, we can design different inhomogeneity by selecting different arbitrary functions in transformation, eq.(6), to get rogue wave from known solutions of the DNLSE. At last, in order to get more theoretical support of the same experiment work [40], we shall further explore which kinds of the inhomogeneity (or variable coefficients) can generate rogue wave.

4. CONCLUSIONS

One kind of explicit transformation between DNLSE and VCDNLSE is introduced, which shows that VCDNLSE eq.(4) with special coefficients β, K, γ, Γ from different physical considerations has DI. The profile of its solutions including the rational solutions and others are also tunable intentionally by using different $p(x, t), X(x, t)$ and $T(t)$, which can be realized by choosing different arbitrary functions. The results in this paper show that some unusual behaviors of solution for the VCDNLSE originate from the usual DNLSE. There are two kinds of rogue waves of the VCDNLSE by an explicit transformation. One kind of rogue wave has vanishing boundary condition, and the other non-vanishing boundary condition. Those results are useful to study the properties of the inhomogeneous space, and show that the DI is an important feature of the VCDNLSE. Further, the DI of the VCDNLSE provides a way to get different profiles of the rogue waves by choosing arbitrary functions in transformation, and thus also provides a method to control the rogue waves in inhomogeneous systems in physical experiment and theory analysis.

Acknowledgments This work is supported by the NSF of China under Grant No.10971109 and K.C.Wong Magna Fund in Ningbo University. Jingsong He is also supported by Program for NCET under Grant No.NCET-08-0515. Shuwei Xu is also supported by the Scientific Research Foundation of Graduate School of Ningbo University. We thank Prof. Yishen Li (USTC, Hefei, China) for his useful suggestions on the rogue wave. We also thank Prof. Robert von Fay-Siebenburgen (University of Sheffield) for his valuable discussions on the possible application of the rogue wave of this paper during his visit to Ningbo.

REFERENCES

- [1] E.Mjøhus, 1976, *J. Plasma. Phys.* 16, 321-334.
- [2] V. Fedun, M.S.Ruderman and R. Erdélyi, 2008, *Phys. Lett. A.* 372, 6107-6110.
- [3] M.S. Ruderman, 2010, *Euro. Phys. Jour.* 185, 57-66.
- [4] S.W. Xu, J.S.He and L.H.Wang, 2011, *J. Phys. A: Math. Theor.* 44, 305203 (22pp).
- [5] W.M.Moslem, P.K.Shukla and B.Eliasson, 2011, *Europhysics. Lett.* 96, 25002 (5pp).
- [6] D.Laveder, T.Passot, P.L.Sulema and G.Sánchez-Arriaga, 2011, *Phys. Lett. A.* 375, 3997-4002.
- [7] N.Tzoar and M.Jain, 1981, *Phys. Rev. A.* 23, 1266-1270.
- [8] D. Anderson and M. Lisak, 1983, *Phys. Rev. A.* 27, 1393-1398.
- [9] D. J. Kaup and A. C. Newell, 1978, *J. Math. Phys.* 19, 798-801.
- [10] H.H. Chen, Y.C.Lee and C.S. Liu, 1979, *Phys. Scr.* 20, 490-492.
- [11] V.S.Gerdjikov and I.Ivanov, 1983, *Bulgar. J. Phys.* 10, 130-143.
- [12] M. Wadati and K. Sogo, 1983, *J. Phys. Soc. Jpn.* 52, 394-338.
- [13] Kakei S, Sasa N and Satsuma, 1995, *J. Phys. Soc. Jpn.* 64, 1519-1526.
- [14] Kenji Imai, 1999, *J. Phys. Soc. Jpn.* 68, 355-359.
- [15] H Steudel, 2003, *J. Phys. A: Math. Gen.* 36, 1931-1946.
- [16] T. Kawata, N. Kobayashi and H.Inoue, 1979, *J. Phys. Soc. Jpn.* 46, 1008-1015.
- [17] Guo-Quan Zhou and Nian-Ning Huang, 2007, *J. Phys. A: Math. Theor.* 40, 13607-13623.
- [18] B.Buti, V.L.Galinski, V.I.Shevchenko, G.S.Lakhina,B.T.Tsurutani, B.E.Goldstein, P.Diamond and M.V.Medvedev, 1999, *Astrophys. J.* 523, 849-854.
- [19] K.W.Chow, L.P.Yip, R.H.J.Grimshaw, 2007, *J. Phys. Soc. Jpn.* 76, 074004 (6pp).
- [20] Tao.Xu, Bo.Tian, Li-Li.Li, Xing.Lü and Cheng.Zhang, 2008, *Phys. Plas.* 15, 102307 (6pp).
- [21] Z.X.Liang, Z.D.Zhang and W.M.Liu, 2005, *Phys. Rev. Lett.* 94, 050402 (4pp).
- [22] J.Belmonte-Beitia, V.M.Pérez-Garcia and V.Vekslerchik, 2008, *Phys. Rev. Lett.* 100, 164102 (4pp).
- [23] V.N.Serkin, A.Hasegawa and T.L.Belyaeva, 2007, *Phys. Rev. Lett.* 98, 074102 (4pp).
- [24] A.Kundu, 2009, *Phys. Rev. E.* 79, 015601 (4pp).
- [25] Zhenya.Yan, 2009, *Phys. Lett. A.* 374, 672-679.
- [26] L. Wen, L.Li,Z.D.Li,S.W.Song,X.F.Zhang and W.M. Liu, 2011, *Eur. Phys. J. D.* 64, 473-478.
- [27] J.He and Y.Li, 2010, *Stud. Appl. Math.* 126, 1-15.
- [28] N. Akhmediev and E.Pelinovsky, 2010, *Eur. Phys. J. Special Topics.* 185, 1-4.
- [29] V. Ruban,,Y.Kodama, M. Ruderman, J. Dudley, R.Grimshaw, P.V.E. McClintock, M. Onorato, C. Kharif, E. Pelinovsky,T.Soomere, G. Lindgren, N. Akhmediev, A.Slunyaev, D. Solli, C. Ropers, B. Jalali, F. Dias, and A. Osborne, 2010, *Eur. Phys. J. Special Topics.* 185, 5-15.
- [30] J.M.Dudley, G.Genty and B.J.Eggleton, 2008, *Optics. Express.* 16, 3644-3651.
- [31] A.Grönlund, B. Eliasson and M. Marklund,2009, *Europhysics. Lett.* 86, 24001 (5pp).
- [32] R. Höhmann, U. Kuhl, H.-J. Stöckmann, L. Kaplan and E. J. Heller, 2010, *Phys. Rev.lett.* 104, 093901 (4pp).
- [33] Xuan Ni, Wen-Xu Wang and Ying-Cheng Lai, 2011, *Europhysics. Lett.* 96, 44002 (6pp).
- [34] D. H. Peregrine, 1983, *J. Aust. Math. Soc. Ser. B, Appl. Math.* 25, 16-43.
- [35] Kristian, B.Dysthe and K.Trulsen, 1999, *Phys. Scri.* T82,48-52.
- [36] N.N.Akhmediev and V.I.Korneev, 1986, *Theor. Math. Phys.* 69, 1080-1093.
- [37] N.Akhmediev, A.Ankiewicz and J. M. Soto-Crespo,2009, *Phys. Rev. E.* 80, 026601 (9pp).
- [38] P. Dubard, P. Gaillard, C. Klein and V.B. Matveev, 2010, *Eur. Phys. J. Special Topics.* 185, 247-258.
- [39] I.Shrira and V.Geogjaev, 2010, *J. Eng. Math.* 67, 11-22.
- [40] F.T.Arecchi, U.Bortolozzo, A.Montina and S.Residori, 2011, *Phys. Rev. Lett.* 106, 153901 (4pp).




FIGURE 1. The dynamical evolution of the solution is generated by the rational traveling solution with specific parameters $\beta_1 = \frac{1}{2}$ from case 1 a).

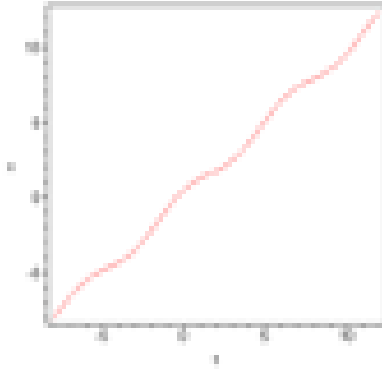


FIGURE 2. The dynamical evolution trajectory is defined explicitly by $x - \frac{1}{2}\cos(t) - t = 0$ from case 1 a).



FIGURE 3. The dynamical evolution of the solution is generated by the rogue wave with specific parameters $\alpha_1 = \frac{1}{2}, \beta_1 = \frac{1}{2}$ from case 1 b).




FIGURE 4. The dynamical evolution of the solution is generated by the rational traveling solution with specific parameters $\beta_1 = \frac{1}{2}$ from case 2 a).




FIGURE 5. The dynamical evolution of the solution is generated by the rogue wave with specific parameters $\alpha_1 = \frac{1}{2}, \beta_1 = \frac{1}{2}$ from case 2 b).