

The role of dark matter interaction in galaxy clusters

C. E. Pellicer,^{*} Elisa G. M. Ferreira,[†] Daniel C. Guariento,[‡]
André A. Costa,[§] Leila L. Graef,[¶] Andrea Coelho,^{**} and Elcio Abdalla^{††}
*Instituto de Física, Universidade de São Paulo,
CP 66318, 05315-970, São Paulo, Brazil*

We consider a toy model to analyze the consequences of dark matter interaction with a dark energy background on the overall rotation of galaxy clusters and the misalignment between their dark matter and baryon distributions when compared to Λ CDM predictions. The interaction parameters are found via a genetic algorithm search. The results obtained suggest that interaction is a basic phenomenon whose effects are detectable even in simple models of galactic dynamics.

PACS numbers: 98.65.Cw, 98.80.Es, 95.35.+d, 95.10.Ce

I. INTRODUCTION

Today, it is basically taken for granted that as much as one quarter to one third of the energy content of the Universe is composed by a strange and heavy kind of matter, the so called dark matter. An even stranger negative pressure object, responsible for its acceleration, the so called dark energy, fills about two thirds. Baryons are responsible for less than five percent of the energy content of the Universe [1].

In general one assumes that dark energy is described by a cosmological constant, an assumption compatible with the recent WMAP data[2]. However, there is a cloud upon these results, since the theoretical expectation for a cosmological constant, if not vanishing by some unknown and unexpected symmetry, is 120 orders of magnitude above the observational value. Moreover, there is a further question mark concerning why the dark energy is important exactly today, or equivalently why its value coincides with today's energy content of the Universe. This question led several authors to propose a model for dark energy, which naturally interacts with dark matter [3].

It has also been realized that galaxy clusters may contain information about dark energy and dark matter interaction because the hidden sector interaction implies a correction to the virialization process in the cluster[4], leading to quite strong constraints in the interaction parameters [5].

More recently, a displacement in the angular distribution of baryon matter with respect to dark matter in galaxy clusters has been detected through gravitational lensing [6], and it has been suspected that the alignment of satellite galaxies in clusters is affected by dark matter interaction [7]. In fact, hints to a contrast between

the Λ CDM results and observations in the cluster matter distribution may be relevant to the overall matter distribution, since Lee *et al.* [8] observed a departure from the Λ CDM prediction when confronted to the fact that the orientations of the galaxy distributions are weakly correlated to the dark matter distribution in the cluster. In [8] it has been claimed that such a contrast with the Λ CDM result is consistent at a 99% confidence level. As this is a highly important conclusion, an explanation is mandatory.

Here we follow a similar trend, showing that a displacement in the angular distribution can be traced back to dark matter interaction. Indeed, if dark matter interacts with dark energy, there will be a kind of external potential for dark matter that does not affect baryon matter and the behavior of dark matter with respect to baryons will be unbalanced. Such a behavior has already been analysed in the case of galactic clusters in some recent papers [4, 5] with a positive (sometimes marginal) answer for the interaction. Now we consider the effect of the interaction on the rotation of clusters.

Our aim is to consider a very simple model for the cluster and show that an external potential mimicking the interaction of the dark sector is enough to lead to results similar to the observation. We consider the interaction to be, generally speaking, such that its strength is proportional to the existing matter density, namely

$$\dot{\rho}_{\text{DM}} + 3H\rho_{\text{DM}} = gH\rho, \quad (1)$$

where H is the Hubble constant, g is a coupling to be determined and ρ in the right-hand side is a combination of dark matter and dark energy [3]. Equation (1) gives us a phenomenological effect which might account for the recent observations of the clusters presenting this anomaly. Such an interaction has been widely used to model the dark sector interaction, although it is not the only possible form. Indeed, the two-fluid interaction has several different possible forms and can also be originated from a field-theory-inspired interaction, which we do not pursue here.

* carlosep@fma.if.usp.br

† elisa@fma.if.usp.br

‡ carrasco@fma.if.usp.br

§ alencar@fma.if.usp.br

¶ leila@fma.if.usp.br

** andreac@fma.if.usp.br

†† eabdalla@fma.if.usp.br

II. A TOY MODEL FOR CLUSTER DYNAMICS

There are strong evidences in cluster dynamics to encourage the notion that the dark matter concentration has a dynamics of its own and sometimes does not follow the baryon component. In dark matter interaction, there is no scattering or diffusion, but only gravitational interaction governing the peculiar movements (mostly rotation). Individual galaxies also interact with each other mainly by gravitation. The classical interaction is sufficient to provide a means of separating dark matter and galactic baryons. However, it has been pointed out [8] that a purely gravitational interaction (or else, a Λ CDM scenario) does not fit the observations and the dark matter follows a different dynamics. In such a case a non-gravitational force would be required. Moreover, such a force is highly improbable for baryons, whose interactions are too well known to allow for any new interaction. There is a quite natural new interaction for the dark sector in case the dark energy is not a cosmological constant, but a new field, presumably part of the particle physics family, or an extended new standard model. The dark energy interaction with the dark matter implies the existence of an external potential for the dark matter behavior.

One consequence of this interaction may be observed in astrophysical objects. It is a result from cosmological simulations that galaxy clusters formed from gravitational collapse are triaxial [9]. After virialization, or sufficiently close to it, the cluster evolution may be characterized by rigid-body parameters, such as a net angular momentum relative to the axes. Thus, a simple model for the dynamics of a cluster as a whole, disregarding individual components, would consist of a system formed by two overlapping triaxial prolate ellipsoids, corresponding to the dark and baryon distributions. Their effective radius and angular momentum would depend on their density profiles, and ultimately be determined by observation and accretion models.

For our purposes, we go one step further on our simplifying hypotheses. We assume that the rotation is confined to only one axis. This assumption is supported by the fact that large mass clusters have an increased ellipticity [10]. Therefore, such a system is sufficiently well described by a rigid bar or a rigid set of collinear point masses.

Taking an interaction such as (1) as a working hypothesis, we consider this simple mechanical model for a cluster: a system consisting of two pairs of point masses m_1 , m_2 , m_3 and m_4 connected by two massless poles of length l_b and l_d , which correspond to the length of the semi-major axes of the baryon and dark matter distributions respectively, spinning freely around an axis fixed at the center of mass, interacting only through Newtonian gravity (see figure 1). Keeping the rotation axis fixed is merely a consequence of assuming that the dark and baryon components have both zero linear momentum, and not an *a priori* simplification. From angular

momentum conservation, we may assume without loss of generality that the system is confined to the xy plane.

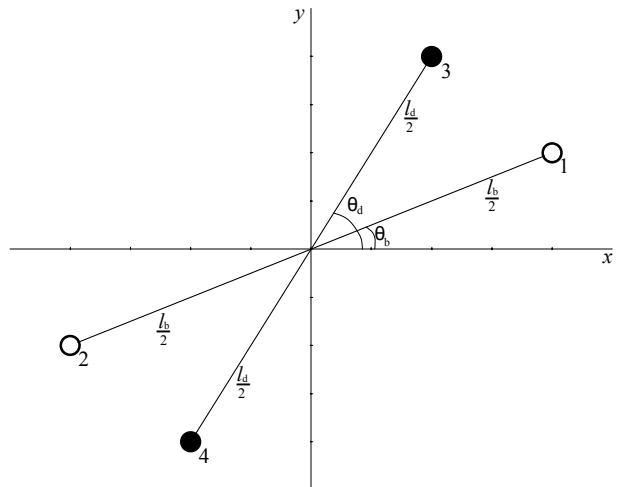


FIG. 1. Toy model for cluster matter disposition. The white spheres (1, 2) correspond to baryon matter and the black spheres (3, 4) to dark matter.

Therefore, the Lagrangian for this model can be written in terms of the angles between the poles and the x axis. Thus,

$$\mathcal{L} = \frac{1}{8} \left[(m_1 + m_2) l_b^2 \dot{\theta}_b^2 + (m_3 + m_4) l_d^2 \dot{\theta}_d^2 \right] - \frac{G}{2} \left[\frac{m_1 m_3 + m_2 m_4}{D_-(\theta_b, \theta_d)} + \frac{m_1 m_4 + m_2 m_3}{D_+(\theta_b, \theta_d)} \right], \quad (2)$$

with

$$D_{\pm}(\theta_b, \theta_d) = \sqrt{l_b^2 + l_d^2 \pm 2l_b l_d \cos(\theta_b - \theta_d)}. \quad (3)$$

The corresponding equations of motion are

$$\ddot{\theta}_b = -\frac{\dot{m}_1 + \dot{m}_2}{m_1 + m_2} \dot{\theta}_b + 2G \frac{l_d}{l_b} \frac{\sin(\theta_b - \theta_d)}{m_1 + m_2} \times \left[\frac{m_1 m_3 + m_2 m_4}{D_-^3(\theta_b, \theta_d)} - \frac{m_1 m_4 + m_2 m_3}{D_+^3(\theta_b, \theta_d)} \right], \quad (4a)$$

$$\ddot{\theta}_d = -\frac{\dot{m}_3 + \dot{m}_4}{m_3 + m_4} \dot{\theta}_d - 2G \frac{l_b}{l_d} \frac{\sin(\theta_b - \theta_d)}{m_3 + m_4} \times \left[\frac{m_1 m_3 + m_2 m_4}{D_-^3(\theta_b, \theta_d)} - \frac{m_1 m_4 + m_2 m_3}{D_+^3(\theta_b, \theta_d)} \right]. \quad (4b)$$

III. SIMULATION PARAMETERS AND RESULTS

For simplicity, we assume $m_1 = m_2 \equiv m_b$ constant and $m_3 = m_4 \equiv m_d(t)$. The effects of dark matter interaction shape the function $m_d(t)$ according to the linear model

$m_d(t) = m_0 + \lambda t$, where $\lambda \equiv gH_0$. We have abandoned the global expansion in equation (1) and taken the right-hand side to be proportional only to ρ_{DM} . We consider an expansion of the solution up to first order.

We have scaled the time parameter in terms of the age of the clusters, such that $t = 0$, the starting time of the simulation, corresponds to their formation epoch, and $t = 1$, the final time, corresponds to today.

A. Fixed interaction parameter

As a preliminary approach, we have run a simulation of several clusters with a fixed interaction parameter g , to verify if there is any consequence at all to the disposition angles when compared to the non-interacting case where $m_d = 0$.

We have fit the parameter $\lambda = m_d(1) - m_0$ to $g = 0.15$ from observation [3] so that the masses reach $m_d(1) = 0.857M_T$ [2], with $M_T = m_b + m_d(1)$, with an initial mass given by

$$m_d(0) = \frac{m_d(1)}{1 + gH_0}, \quad (5)$$

where we have cast the Hubble constant in terms of the rescaled time.

To ensure that the system has enough initial energy not to undergo gravitational collapse, the initial velocities were chosen such that the tension on the poles would be zero at the initial time, therefore rendering the pole construction less artificial. For small $\Delta\theta \equiv (\theta_b - \theta_d)$, it may not be possible to satisfy this condition for $\dot{\theta}_b(0)$. In such cases, we have adopted the same initial value computed for $\dot{\theta}_d(0)$, which means that the system is initially coupled and rotates synchronously.

We have also cast the mass parameters in terms of ratios with respect to the baryon mass of the cluster, which means that we have taken $m_b = 1$, and the length parameters as ratios with respect to the typical semi-major axis of the baryon component of the cluster. Considering these factors in mass, time and length, we have adjusted the gravitational constant G accordingly. The remaining parameters used in our simulation were therefore $M_T = 20/3$, $l_b = 1$ and $l_d = 1.1$. Using these parameters we have integrated the system (4a),(4b) using a fourth-order Runge-Kutta method for a gaussian distribution of initial angular differences centered at 0° with $\sigma = 3.3^\circ$ to match the angular distribution provided by simulations through the Λ CDM-based predictions [8].

For an initially synchronous system, as is presumably the case for a standard formation of a cluster from the accretion of both dark and baryon matter, the angular velocities eventually decouple, and the final angular distance $\Delta\theta(1)$ for a starting angular difference $\Delta\theta_0$ is roughly described by the fitting

$$\Delta\theta(t) = Ae^{\delta t} \cos(\omega t + \varphi) + \xi, \quad (6)$$

where A is the oscillation amplitude. φ is an unimportant phase and ξ , also in degrees, is small but non-vanishing. At the final time $t = 1$ we have observed an increased scatter of angle dispersions (see figure 2).

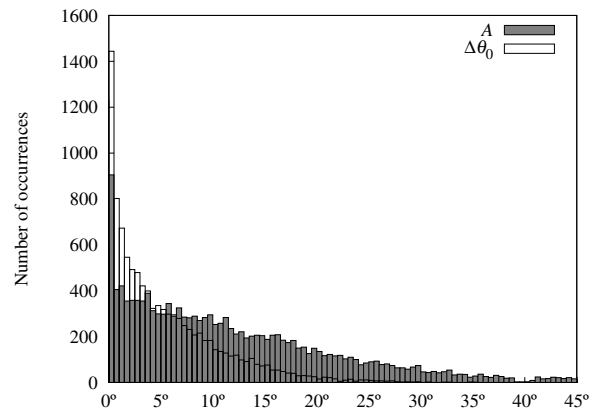


FIG. 2. Initial angular differences and final oscillation amplitudes for a simulated cluster with parameters given in section III A, interaction parameter $g = 0.15$ and 20,000 initial angle differences. There have been no significant occurrences above 45° .

For an initially Gaussian distribution, in the non-interacting case the final amplitude retains the initial shape, as can be seen by setting $m_d = 0$ in the system (4). When the interaction is present, at the final time the distribution becomes more scattered while remaining spread around zero, which is in accordance with the data [8].

B. Genetic search for the best-fit interaction parameter

For more robust comparisons, in order to find a best-fit value for the interaction strength g , we need an idea of its correlation with the angular distribution measured by observations. In order to achieve a figure we have run the program with the interaction turned on and searched for the best fit in comparison with the observed spread of the clusters.

The search was implemented via a genetic algorithm whose fitness function was the χ^2 computed from the difference between the observational data and the calculated frequency of the angle $\Delta\theta$ in the simulated clusters. We have used the same initial gaussian sample of angles as in section III A. We started with random values of g ranging from 0 to 5. The fitness function was given by the χ^2 between the simulated frequencies and the observed data from [8].

We can use the raw data from [8] or the more narrow data selected in that reference. The former leads to an interaction constant $g = 1.75$ which is large when compared with other previous analyses [3, 5]. However, tak-

ing the more restricted set of clusters, one finds the result shown in figure 3, leading to an interaction strength

$$g = 0.86 \quad (7)$$

with $\chi^2 = 1.5$. The above value, although not completely ruling out non-interaction, fits the observed values better than the non-interacting case (for which the adjustment results in $\chi^2 = 1.65$). Thus, there is a hint that such observations are compatible with a non vanishing interaction in the dark sector, a conclusion which points, once more, towards a dark energy different from a simple cosmological constant.

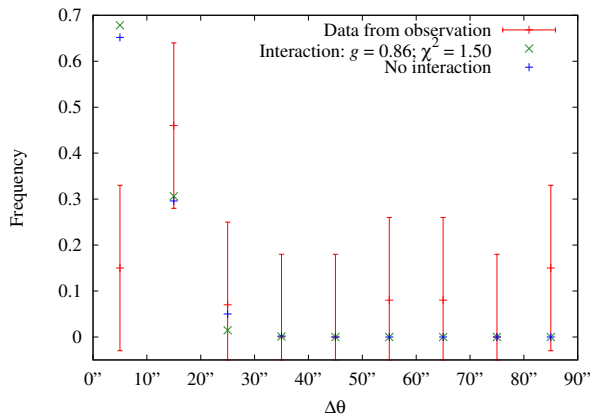


FIG. 3. Results of the best-fit search for the interaction parameter for the low uncertainty set of observed clusters from [6], for 1,000 simulated clusters, in comparison with the non-interacting case.

It should be noted that, although we know that this very simplified Classical Mechanical model does not describe the full dynamics of galactic clusters, the fact that it successfully reproduces (or better approximates) an important feature of the observation data is a hint that dark matter interaction may be a very basic phenomenon with detectable influences even in the classical realm of interactions.

ACKNOWLEDGEMENTS

This work is supported by FAPESP and CNPq.

-
- [1] S. Perlmutter, G. Aldering, M. D. Valle, S. Deustua, R. S. Ellis, S. Fabbro, A. Fruchter, G. Goldhaber, D. E. Groom, I. M. Hook, A. G. Kim, M. Y. Kim, R. A. Knop, C. Lidman, R. G. McMahon, P. Nugent, R. Pain, N. Panagia, C. R. Pennypacker, P. Ruiz-Lapuente, B. Schaefer, and N. Walton, *Nature* **391**, 51 (1998) G. Bertone, D. Hooper, and J. Silk, *Physics Reports* **405**, 279 (2005)
- [2] E. Komatsu, K. M. Smith, J. Dunkley, C. L. Bennett, B. Gold, G. Hinshaw, N. Jarosik, D. Larson, M. R. Nolta, L. Page, D. N. Spergel, M. Halpern, R. S. Hill, A. Kogut, M. Limon, S. S. Meyer, N. Odegard, G. S. Tucker, J. L. Weiland, E. Wollack, and E. L. Wright, *The Astrophysical Journal Supplement Series* **192**, 18 (2011), arXiv:1001.4538 [astro-ph] D. Larson, J. Dunkley, G. Hinshaw, E. Komatsu, M. R. Nolta, C. L. Bennett, B. Gold, M. Halpern, R. S. Hill, N. Jarosik, A. Kogut, M. Limon, S. S. Meyer, N. Odegard, L. Page, K. M. Smith, D. N. Spergel, G. S. Tucker, J. L. Weiland, E. Wollack, and E. L. Wright, *ibid.* **192**, 16 (2011), arXiv:1001.4635 [astro-ph]
- [3] W. Zimdahl, D. Pavón, and L. P. Chimento, *Physics Letters B* **521**, 133 (2001) L. P. Chimento, A. S. Jakubi, D. Pavón, and W. Zimdahl, *Physical Review D* **67**, 083513 (Apr. 2003) R. Rosenfeld, *ibid.* **75**, 083509 (Apr. 2007) M. Quartín, M. O. Calvão, S. E. Jorás, R. R. Reis, and I. Waga, *Journal of Cosmology and Astroparticle Physics* **05**, 007 (2008), arXiv:0802.0546 [astro-ph] Q. Wu, Y. Gong, A. Wang, and J. Alcaniz, *Physics Letters B* **659**, 34 (2008) M. Setare and E. C. Vagenas, *ibid.* **666**, 111 (2008) B. Gumjudpai, T. Naskar, M. Sami, and S. Tsujikawa, *Journal of Cosmology and Astroparticle Physics* **2005**, 007 (2005), hep-th/0502191 B. Wang, Y. Gong, and E. Abdalla, *Physics Letters B* **624**, 141 (2005) J.-H. He and B. Wang, *Journal of Cosmology and Astroparticle Physics* **2008**, 010 (2008), arXiv:0801.4233 [astro-ph] C. Feng, B. Wang, E. Abdalla, and R. Su, *Physics Letters B* **665**, 111 (2008) B. Wang, Y. Gong, and E. Abdalla, *Physical Review D* **74**, 083520 (Oct. 2006) B. Wang, J. Zang, C.-Y. Lin, E. Abdalla, and S. Micheletti, *Nuclear Physics B* **778**, 69, astro-ph/0607126 B. Wang, C.-Y. Lin, D. Pavón, and E. Abdalla, *Physics Letters B* **662**, 1 (2008)
- [4] O. Bertolami, F. G. Pedro, and M. L. Delliou, *Physics Letters B* **654**, 165 (2007), arXiv:0709.2505 [astro-ph] *General Relativity and Gravitation* **41**, 2839 (2009), arXiv:0705.3118 [astro-ph]
- [5] E. Abdalla, L. R. Abramo, L. Sodré Jr., and B. Wang, *Physics Letters B* **673**, 107 (2009), arXiv:0710.1198 [astro-ph] E. Abdalla, L. R. Abramo, and J. C. C. de Souza, *Physical Review D* **82**, 023508 (Jul. 2010), arXiv:0910.5236 [gr-qc] J.-H. He, B. Wang, E. Abdalla, and D. Pavón, *Journal of Cosmology and Astroparticle Physics* **2010**,

- 022 (2010), arXiv:1001.0079 [gr-qc]
- [6] M. Ogiuri, M. Takada, N. Okabe, and G. P. Smith, Monthly Notices of the Royal Astronomical Society **405**, 2215 (2010), arXiv:1004.4214 [astro-ph]
- [7] M. Baldi, J. Lee, and A. V. Maccio(2011), arXiv:1101.5761 [astro-ph.CO]
- [8] J. Lee(2010), arXiv:1008.4620 [astro-ph]
- [9] C. S. Frenk, S. D. M. White, M. Davis, and G. Efstathiou, The Astrophysical Journal **327**, 507 (Apr. 1988)
- [10] J. Bailin and M. Steinmetz, The Astrophysical Journal **627**, 647 (2005), arXiv:astro-ph/0408163v2