

Spectral index and running of g_{NL} from an isocurvature scalar field

Qing-Guo Huang *

Kavli Institute for Theoretical Physics China (KITPC), Key Laboratory of Frontiers in Theoretical Physics, Institute of Theoretical Physics, Chinese Academy of Sciences, Beijing 100190, China

ABSTRACT: It is possible that the primordial non-Gaussianity is dominated by the higher order terms, such as that set by g_{NL} , not f_{NL} . In this paper we re-derive the spectral index and work out the running of g_{NL} from a single isocurvature scalar field. The scale dependences of non-Gaussianity parameters are detectable if the mass of isocurvature field is not too small compared to the Hubble parameter during inflation. In addition, we also apply our results to investigate the curvaton model with near quadratic potential in detail.

KEYWORDS: non-Gaussianity, scale dependence.

*huangqg@itp.ac.cn

Contents

1. Introduction	1
2. The spectral index and running of g_{NL} from an isocurvature scalar field	2
3. $n_{g_{NL}}$ in the curvaton model with near quadratic potential	8
4. Discussions	11

1. Introduction

Non-Gaussianity [1] has become a very important probe into the physics in the early universe. A well-understood non-Gaussianity has a local form which says that the curvature perturbation can be expanded to the non-linear orders at the same spatial point

$$\zeta(\mathbf{x}) = \zeta_g(\mathbf{x}) + \frac{3}{5}f_{NL}\zeta_g^2(\mathbf{x}) + \frac{9}{25}g_{NL}\zeta_g^3(\mathbf{x}) + \dots, \quad (1.1)$$

where f_{NL} and g_{NL} are the non-Gaussianity parameters which set the sizes of bispectrum and trispectrum respectively. Single-field inflation predicts $f_{NL} \sim \mathcal{O}(n_s - 1)$ which is constrained to be much less than unity. A convincing detection of local form non-Gaussianity will rule out all single-field inflation models.

A large local form non-Gaussianity can be generated by the isocurvature field(s) at the end of multi-field inflation [2, 3, 4] or deep in the radiation-dominant era, such as curvaton model [5, 6, 7, 8, 9, 10, 11, 12, 13, 14]. In the literatures, the non-Gaussianity parameters are assumed to be scale-independent. However, recently ones found that a scale-independent f_{NL} is not a generic prediction of inflation [15, 16, 17, 18, 19, 20, 21].¹ For simplicity, the scale-dependent f_{NL} and g_{NL} are parameterized as follows

$$f_{NL}(k) = f_{NL}(k_p) \left(\frac{k}{k_p} \right)^{n_{f_{NL}} + \frac{1}{2}\alpha_{f_{NL}} \ln \frac{k}{k_p}}, \quad (1.2)$$

$$g_{NL}(k) = g_{NL}(k_p) \left(\frac{k}{k_p} \right)^{n_{g_{NL}} + \frac{1}{2}\alpha_{g_{NL}} \ln \frac{k}{k_p}}, \quad (1.3)$$

where k_p is a pivot scale. If such a scale dependence is not too small, it can be possibly detected by the forthcoming experiments. For example, in [23], the authors showed that

¹The scale dependence of $f_{NL}^{equilateral}$ was discussed in [22]

Planck [24] and CMBPol [25] are able to provide a $1\text{-}\sigma$ uncertainty on the spectral index of f_{NL} for local form bispectrum:

$$\Delta n_{f_{NL}} \simeq 0.1 \frac{50}{f_{NL}} \frac{1}{\sqrt{f_{sky}}} \quad \text{for Planck,} \quad (1.4)$$

and

$$\Delta n_{f_{NL}} \simeq 0.05 \frac{50}{f_{NL}} \frac{1}{\sqrt{f_{sky}}} \quad \text{for CMBPol,} \quad (1.5)$$

where f_{sky} is the sky fraction. The effects on the large-scale structure from scale-dependent f_{NL} were discussed in [26, 27]. From the theoretical point of view, the leading order of non-Gaussianity can be higher terms, such as that set by g_{NL} , not f_{NL} . Assuming $f_{NL} = 0$, the current observational limit for g_{NL} are $-7.4 \times 10^5 < g_{NL} < 8.2 \times 10^5$ (95 % C.L.) from cosmic microwave background observations [28] and $-3.5 \times 10^5 < g_{NL} < 8.2 \times 10^5$ (95 % C.L.) from large scale structure observations [29]. Planck will reduce the uncertainty of g_{NL} to $\Delta g_{NL} = 1.3 \times 10^5$ [29]. More studies on fingerprints of the scale-dependent g_{NL} in CMB and large-scale structure are called for in the future.

A large non-Gaussianity implies a strong interaction between different curvature perturbation modes. However, it can be generated by the isocurvature field without self-interaction at all. In order to dig out more physics about the isocurvature field, we need some new observables. In [16, 17, 18, 19], we found that f_{NL} generated by a free isocurvature field is scale independent and the spectral index and running of f_{NL} are good discriminators to the self-interaction of isocurvature field. We extend our discussions on the scale dependence of f_{NL} in [19] to g_{NL} in this paper.

Our paper is organized as follows. In Sec. 2, we use the method in [19] to derive the spectral and running of g_{NL} from a single isocurvature field. In Sec. 3, for an example, we apply our formula to investigate the curvaton model with near quadratic potential. More discussions are contained in Sec. 4.

2. The spectral index and running of g_{NL} from an isocurvature scalar field

In this paper we consider that the curvature perturbation is generated by the quantum fluctuation of an isocurvature field σ which slowly rolls down its potential during inflation. Its dynamics is governed by

$$\dot{\sigma} \simeq -\frac{V'(\sigma)}{3H}, \quad (2.1)$$

where $V'(\sigma) = dV(\sigma)/d\sigma$ and H is the Hubble parameter.

The gravitational dynamics itself introduces important non-linearities, which will contribute to the final non-Gaussianity in the large-scale CMB anisotropies. Based on the so-called δN formalism [30], the curvature perturbation produced by the isocurvature field can be expanded to the non-linear orders as follows

$$\zeta(t_f, \mathbf{x}) = N_{,\sigma}(t_f, t_i) \delta\sigma(t_i, \mathbf{x}) + \frac{1}{2} N_{,\sigma\sigma}(t_f, t_i) \delta\sigma^2(t_i, \mathbf{x}) + \frac{1}{6} N_{,\sigma\sigma\sigma}(t_f, t_i) \delta\sigma^3(t_i, \mathbf{x}) + \dots, \quad (2.2)$$

where $N_{,\sigma}$, $N_{,\sigma\sigma}$ and $N_{,\sigma\sigma\sigma}$ are the first, second and third order derivatives of the number of e-folds with respect to σ respectively. Here t_f denotes a final uniform energy density hypersurface and t_i labels any spatially flat hypersurface after the horizon exit of a given mode. Similar to [19], t_i is set to be $t_*(k)$ which is determined by $k = a(t_*)H_*$ for a given mode with comoving wavenumber k . Therefore the amplitude of the curvature perturbation is given by

$$\Delta_{\mathcal{R}}^2 = N_{,\sigma}^2(t_*) \left(\frac{H_*}{2\pi} \right)^2. \quad (2.3)$$

Gravitational waves were also generated during inflation and the amplitude of its power spectrum takes the form

$$\Delta_T^2 = \frac{H_*^2}{\pi^2/2}. \quad (2.4)$$

Here we work on the unit of $M_p = 1$. The scale dependence of gravitational wave perturbation is measured by n_T which is defined by

$$n_T \equiv \frac{d\Delta_T^2}{d \ln k} = -2\epsilon_H, \quad (2.5)$$

where

$$\epsilon_H \equiv -\frac{\dot{H}_*}{H_*^2}. \quad (2.6)$$

Usually we introduce a new quantity, the tensor-scalar ratio r_T , to measure the amplitude of gravitational waves:

$$r_T \equiv \Delta_T^2 / \Delta_{\mathcal{R}}^2 = \frac{8}{N_{,\sigma}^2(t_*)}. \quad (2.7)$$

From Eq. (2.2), the non-Gaussianity parameters are given by

$$f_{NL} = \frac{5}{6} \frac{N_{,\sigma\sigma}(t_*)}{N_{,\sigma}^2(t_*)}. \quad (2.8)$$

and

$$g_{NL} = \frac{25}{54} \frac{N_{,\sigma\sigma\sigma}(t_*)}{N_{,\sigma}^3(t_*)}. \quad (2.9)$$

For working out the scale dependence of g_{NL} , we follow the method in [19] and introduce a new time $t_r (> t_*)$ which is chosen as a time soon after all the modes of interest exit the horizon during inflation. The value of σ at t_r is related to that at time t_* by

$$\int_{\sigma_*}^{\sigma_r} \frac{d\sigma}{V'(\sigma)} = - \int_{t_*}^{t_r} \frac{dt}{3H(t)}. \quad (2.10)$$

Therefore we have

$$\left. \frac{\partial \sigma_r}{\partial \sigma_*} \right|_{t_*} = \frac{V'(\sigma_r)}{V'(\sigma_*)}, \quad (2.11)$$

$$\left. \frac{\partial \sigma_r}{\partial t_*} \right|_{\sigma_*} = \frac{V'(\sigma_r)}{3H(t_*)}. \quad (2.12)$$

Considering

$$\frac{d}{dt_*}F(\sigma_r) = \frac{\partial F(\sigma_r)}{\partial \sigma_r}(\dot{\sigma}_* \frac{\partial \sigma_r}{\sigma_*} + \frac{\partial \sigma_r}{\partial t_*}) \quad (2.13)$$

and $3H\dot{\sigma}_* = -V'(\sigma_*)$, one finds

$$\frac{d}{d \ln k}F(\sigma_r) = \frac{d}{H_* dt_*}F(\sigma_r) = 0, \quad (2.14)$$

which implies that $F(\sigma_r)$ is scale independent. Taking into account that σ_r is a function of σ_* , we have

$$N_{,\sigma}(t_*) = \frac{\partial \sigma_r}{\partial \sigma_*} \frac{\partial N(\sigma_r)}{\partial \sigma_r}, \quad (2.15)$$

$$N_{,\sigma\sigma}(t_*) = \frac{\partial^2 \sigma_r}{\partial \sigma_*^2} \frac{\partial N(\sigma_r)}{\partial \sigma_r} + \left(\frac{\partial \sigma_r}{\partial \sigma_*} \right)^2 \frac{\partial^2 N(\sigma_r)}{\partial \sigma_r^2}, \quad (2.16)$$

$$N_{,\sigma\sigma\sigma}(t_*) = \frac{\partial^3 \sigma_r}{\partial \sigma_*^3} \frac{\partial N(\sigma_r)}{\partial \sigma_r} + 3 \frac{\partial \sigma_r}{\partial \sigma_*} \frac{\partial^2 \sigma_r}{\partial \sigma_*^2} \frac{\partial^2 N(\sigma_r)}{\partial \sigma_r^2} + \left(\frac{\partial \sigma_r}{\partial \sigma_*} \right)^3 \frac{\partial^3 N(\sigma_r)}{\partial \sigma_r^3}. \quad (2.17)$$

Since $\frac{\partial N(\sigma_r)}{\partial \sigma_r}$, $\frac{\partial^2 N(\sigma_r)}{\partial \sigma_r^2}$ and $\frac{\partial^3 N(\sigma_r)}{\partial \sigma_r^3}$ are scale independent, one obtains

$$\frac{d \ln N_{,\sigma}(t_*)}{d \ln k} = \eta_{\sigma\sigma}, \quad (2.18)$$

$$\frac{d \ln N_{,\sigma\sigma}(t_*)}{d \ln k} = 2\eta_{\sigma\sigma} + \eta_3 \frac{N_{,\sigma}(t_*)}{N_{,\sigma\sigma}(t_*)}, \quad (2.19)$$

$$\frac{d \ln N_{,\sigma\sigma\sigma}(t_*)}{d \ln k} = 3\eta_{\sigma\sigma} + 3\eta_3 \frac{N_{,\sigma\sigma}(t_*)}{N_{,\sigma\sigma\sigma}(t_*)} + \xi_4 \frac{N_{,\sigma}(t_*)}{N_{,\sigma\sigma\sigma}(t_*)}, \quad (2.20)$$

where the slow-roll equation for σ is adopted and

$$\eta_{\sigma\sigma} \equiv \frac{V''(\sigma_*)}{3H_*^2}, \quad \eta_3 \equiv \frac{V'''(\sigma_*)}{3H_*^2}, \quad \xi_4 = \frac{V^{(4)}(\sigma_*)}{3H_*^2}. \quad (2.21)$$

From the above results, the spectral index of $\Delta_{\mathcal{R}}^2$, f_{NL} and g_{NL} are respectively given by

$$n_s \equiv 1 + \frac{d \ln \Delta_{\mathcal{R}}^2}{d \ln k} = 1 + 2\eta_{\sigma\sigma} - 2\epsilon_H, \quad (2.22)$$

$$n_{f_{NL}} \equiv \frac{d \ln |f_{NL}|}{d \ln k} = \eta_3 \frac{N_{,\sigma}(t_*)}{N_{,\sigma\sigma}(t_*)}, \quad (2.23)$$

and

$$n_{g_{NL}} \equiv \frac{d \ln |g_{NL}|}{d \ln k} = 3\eta_3 \frac{N_{,\sigma\sigma}(t_*)}{N_{,\sigma\sigma\sigma}(t_*)} + \xi_4 \frac{N_{,\sigma}(t_*)}{N_{,\sigma\sigma\sigma}(t_*)}, \quad (2.24)$$

$$= 2 \frac{f_{NL}^2}{g_{NL}} n_{f_{NL}} + \frac{25}{432} \xi_4 \frac{r_T}{g_{NL}}. \quad (2.25)$$

Our results are the same as those in [17]. The scale dependence of the non-Gaussianity parameters from an isocurvature field is proportional to third and fourth order derivatives of its potential. Therefore the spectral indices of f_{NL} and g_{NL} are really the good discriminators to measure the self-interaction of such an isocurvature scalar field.

In fact the indices n_s and n_T may be scale dependent as well. Their scale dependences are measured by the so-called runnings which are defined by

$$\alpha_s \equiv \frac{dn_s}{d \ln k}, \quad \text{and} \quad \alpha_T \equiv \frac{dn_T}{d \ln k}. \quad (2.26)$$

The dynamics of slow-roll inflation is governed by the inflaton field ϕ whose potential is denoted as $V_I(\phi)$ and then we have

$$\frac{d\epsilon_H}{d \ln k} = -2\epsilon_H \eta_{\phi\phi} + 4\epsilon_H^2, \quad (2.27)$$

where

$$\eta_{\phi\phi} \equiv \frac{V_I''(\phi)}{V_I(\phi)}. \quad (2.28)$$

Considering

$$\frac{d\eta_{\sigma\sigma}}{d \ln k} = 2\epsilon_H \eta_{\sigma\sigma} - \xi_3, \quad (2.29)$$

we obtain

$$\alpha_T = 4\epsilon_H \eta_{\phi\phi} - 8\epsilon_H^2, \quad (2.30)$$

$$\alpha_s = \alpha_T + 4\epsilon_H \eta_{\sigma\sigma} - 2\xi_3. \quad (2.31)$$

where

$$\xi_3 = \frac{V'V'''}{9H_*^4}. \quad (2.32)$$

In the future, the spectral index and running of curvature perturbation might be measured precisely. There might be an opportunity to measure n_T by CMBPol [25] as long as r_T is not too small [32]. One can imagine that it is quite hard to measure α_T . From the above formula, $\eta_{\phi\phi}$ makes contribution to α_s as well. So it is difficult to re-construct the potential of isocurvature field from n_s and α_s .

In [19] the running of spectral index $n_{f_{NL}}$ from an isocurvature field is derived as follows

$$\alpha_{f_{NL}} \equiv \frac{dn_{f_{NL}}}{d \ln k} = (2\epsilon_H - \eta_{\sigma\sigma} - \eta_4)n_{f_{NL}} - n_{f_{NL}}^2, \quad (2.33)$$

where

$$\eta_4 \equiv \frac{V'V^{(4)}}{3H^2V'''} \quad (2.34)$$

Similarly, we define the running of $n_{g_{NL}}$, namely

$$\alpha_{g_{NL}} \equiv \frac{dn_{g_{NL}}}{d \ln k}. \quad (2.35)$$

Taking into account

$$\frac{d\xi_4}{d \ln k} = (2\epsilon_H - \xi_5)\xi_4 \quad (2.36)$$

and

$$\frac{dr_T}{d \ln k} = -2r_T\eta_{\sigma\sigma}, \quad (2.37)$$

the running of g_{NL} becomes

$$\begin{aligned} \alpha_{g_{NL}} = & -n_{g_{NL}}(2\eta_{\sigma\sigma} - 2\epsilon_H) - n_{g_{NL}}^2 \\ & + \frac{1}{g_{NL}} \left[2f_{NL}^2 n_{f_{NL}} (\eta_{\sigma\sigma} - \eta_4 + n_{f_{NL}}) - \frac{25}{432} \xi_4 r_T \xi_5 \right], \end{aligned} \quad (2.38)$$

where

$$\xi_5 = \frac{V'V^{(5)}}{3H_*^2 V^{(4)}}. \quad (2.39)$$

If $n_{g_{NL}} \sim \mathcal{O}(1)$, $\alpha_{g_{NL}}$ is roughly the same order of $n_{g_{NL}}$, and hence $n_{g_{NL}}$ is not a reliable quantity to characterize the scale dependence of g_{NL} any more. Actually there is one another non-Gaussianity parameter τ_{NL} which measures a special local form trispectrum. In our setup, τ_{NL} is not an independent parameter and it is related to f_{NL} by $\tau_{NL} = (\frac{6}{5}f_{NL})^2$. Therefore $n_{\tau_{NL}} = 2n_{f_{NL}}$ and $\alpha_{\tau_{NL}} = 2\alpha_{f_{NL}}$.

Combining with Eq. (2.22), the running of spectral index of g_{NL} becomes

$$\begin{aligned} \alpha_{g_{NL}} = & -n_{g_{NL}}(n_s - 1 + n_{g_{NL}}) \\ & + \frac{1}{g_{NL}} \left[2f_{NL}^2 n_{f_{NL}} (\eta_{\sigma\sigma} - \eta_4 + n_{f_{NL}}) - \frac{25}{432} \xi_4 r_T \xi_5 \right] \end{aligned} \quad (2.40)$$

For the special case with $f_{NL} = 0$, the spectral index and running of g_{NL} are simplified to be

$$n_{g_{NL}} = \frac{25}{432} \xi_4 \frac{r_T}{g_{NL}}, \quad (2.41)$$

$$\alpha_{g_{NL}} = n_{g_{NL}}(1 - n_s - \xi_5 - n_{g_{NL}}). \quad (2.42)$$

Now for an isocurvature field with renormalizable potential $V(\sigma) \sim \sigma^n$, where n is an integer not larger than 4, $\xi_5 = 0$ and we obtain a consistency relation

$$\alpha_{g_{NL}} = n_{g_{NL}}(1 - n_s - n_{g_{NL}}). \quad (2.43)$$

We hope that the running of g_{NL} can be detected as well even though it is expected to be very difficult in the near future.

For an instance, we consider an isocurvature field σ who has a polynomial potential,

$$V(\sigma) = \frac{1}{2}m^2\sigma^2 + \lambda m^4 \left(\frac{\sigma}{m}\right)^n. \quad (2.44)$$

Similar to [10, 11, 19], we introduce a new parameter to measure its self-interaction term compared to its mass term as follows

$$s \equiv 2\lambda \left(\frac{\sigma_*}{m}\right)^{n-2}. \quad (2.45)$$

Here $s > -2/n$. Otherwise the isocurvature field will run away to the infinity. Accordingly, $\eta_{\sigma\sigma}$, η_4 and ξ_4 are given by

$$\eta_{\sigma\sigma} = \eta_{mm} \left(1 + \frac{n(n-1)}{2}s\right) \quad (2.46)$$

and

$$\eta_3 = \frac{n(n-1)(n-2)}{2}\eta_{mm}\frac{s}{\sigma_*}, \quad \xi_4 = \frac{n(n-1)(n-2)(n-3)}{2}\eta_{mm}\frac{s}{\sigma_*^2}, \quad (2.47)$$

where $\eta_{mm} = m^2/3H_*^2$. Here m^2 is assumed to be positive. The spectral indices of f_{NL} and g_{NL} are

$$n_{f_{NL}} = \text{sign}(N_{,\sigma}) \frac{5n(n-1)(n-2)}{24\pi\Delta_{\mathcal{R}}}\eta_{mm}\frac{H_*}{\sigma_*}\frac{s}{f_{NL}}, \quad (2.48)$$

$$\begin{aligned} n_{g_{NL}} &= \text{sign}(N_{,\sigma}) \frac{5n(n-1)(n-2)}{12\pi\Delta_{\mathcal{R}}}\eta_{mm}\frac{H_*}{\sigma_*}\frac{f_{NL}}{g_{NL}}s \\ &+ \frac{25n(n-1)(n-2)(n-3)}{432\pi^2\Delta_{\mathcal{R}}^2}\eta_{mm}\frac{H_*^2}{\sigma_*^2}\frac{1}{g_{NL}}s. \end{aligned} \quad (2.49)$$

If $|f_{NL}| < \frac{5(n-3)}{18\Delta_{\mathcal{R}}}\frac{H_*/2\pi}{\sigma_*}$, the second term on the right hand side of Eq. (2.49) becomes dominant. Since both $n_{f_{NL}}$ and $n_{g_{NL}}$ are proportional to η_{mm} , the scale dependences of f_{NL} and g_{NL} are detectable only when the mass of isocurvature field is not too small compared to the Hubble parameter during inflation.

Because the Compton wavelength of isocurvature field is large compared to the Hubble size during inflation, its quantum fluctuations leads to a typical vacuum expectation value of σ [19], i.e.

$$\sigma_* = \sqrt{\frac{3}{8\pi^2(1 + \frac{n}{2}s)}}\frac{H_*^2}{m}. \quad (2.50)$$

Taking the above result into account, $n_{f_{NL}}$ and $n_{g_{NL}}$ are simplified to be

$$n_{f_{NL}} = \text{sign}(N_{,\sigma}) \cdot 2.3 \times 10^3 n(n-1)(n-2) \frac{1}{f_{NL}} \left(\frac{m}{H_*}\right)^3 s \sqrt{1 + \frac{n}{2}s}, \quad (2.51)$$

$$\begin{aligned} n_{g_{NL}} &= \text{sign}(N_{,\sigma}) \cdot 4.6 \times 10^3 n(n-1)(n-2) \frac{f_{NL}}{g_{NL}} \left(\frac{m}{H_*}\right)^3 s \sqrt{1 + \frac{n}{2}s} \\ &+ 2.1 \times 10^7 n(n-1)(n-2)(n-3) \frac{1}{g_{NL}} \left(\frac{m}{H_*}\right)^4 s \left(1 + \frac{n}{2}s\right). \end{aligned} \quad (2.52)$$

Here we adopt WMAP normalization: $\Delta_{\mathcal{R}} = 4.96 \times 10^{-5}$ [31]. For a model with detectable $n_{f_{NL}}$ by PLANCK, $|n_{f_{NL}} \cdot f_{NL}| \gtrsim 5$ [23] which implies

$$\frac{m}{H_*} \gtrsim 0.13 \left[n(n-1)(n-2)|s| \sqrt{1 + \frac{n}{2}s} \right]^{-1/3}. \quad (2.53)$$

For the model with $\text{sign}(N_{,\sigma}) > 0$, the region of $n_{g_{NL}} \cdot g_{NL}$ with detectable $n_{f_{NL}}$ is illustrated in Fig. 1. Because σ is considered to be a general isocurvature field, one cannot figure out the value of f_{NL} only from m/H_* and s . The current constraints on f_{NL} from WMAP [31] is $f_{NL} = 32 \pm 21$. So, for example, we consider $f_{NL} = 10$ and 50 which correspond to the black and blue curves in Fig. 1, respectively. We find that the lower bound on $|n_{g_{NL}} \cdot g_{NL}|$ is not sensitive to the value of f_{NL} . On the other hand, the mass of isocurvature field is assumed to be smaller than the Hubble parameter during inflation and then Eq. (2.53) implies that $|s|$ cannot be too small.

3. $n_{g_{NL}}$ in the curvaton model with near quadratic potential

We start with the curvaton whose potential takes the form in Eq. (2.44). In this section, we focus on the case in which the self-interaction term is much smaller than the mass term. For $|s| \ll 2/n$ and $m^2 > 0$, the amplitude of scalar power spectrum, f_{NL} and g_{NL} are respectively given by

$$\Delta_{\mathcal{R}} = \frac{2}{3} f_D q \frac{H_*/2\pi}{\sigma_*}, \quad (3.1)$$

$$f_{NL} = \frac{5}{4f_D}(1+h_2) - \frac{5}{3} - \frac{5f_D}{6}, \quad (3.2)$$

$$g_{NL} = \frac{25}{54} \left[\frac{9}{4f_D^2}(h_3+3h_2) - \frac{9}{f_D}(1+h_2) + \frac{1}{2}(1-9h_2) + 10f_D + 3f_D^2 \right], \quad (3.3)$$

where $f_D = \frac{3\Omega_{\sigma,D}}{4-\Omega_{\sigma,D}}$, and

$$q = \frac{w(x_0) + n(n-1)g(n, x_0)s/2}{w(x_0) + ng(n, x_0)s/2}, \quad (3.4)$$

$$h_2 = \frac{w(x_0) + ng(n, x_0)s/2}{(w(x_0) + n(n-1)g(n, x_0)s/2)^2} n(n-1)(n-2)g(n, x_0)s/2, \quad (3.5)$$

$$h_3 = \frac{(w(x_0) + ng(n, x_0)s/2)^2}{(w(x_0) + n(n-1)g(n, x_0)s/2)^3} n(n-1)(n-2)(n-3)g(n, x_0)s/2. \quad (3.6)$$

See, for example, [11] in detail. Here $\Omega_{\sigma,D}$ is the fraction of curvaton energy density in the total energy density budget at the time of its decay,

$$w(x_0) = 2^{1/4} \Gamma(5/4) x_0^{-1/4} J_{1/4}(x_0), \quad (3.7)$$

and

$$\begin{aligned} g(n, x_0) = & \pi 2^{(n-5)/4} \Gamma(5/4)^{n-1} x_0^{-1/4} \\ & \times \left[J_{1/4}(x_0) \int_0^{x_0} J_{1/4}^{n-1}(x) Y_{1/4}(x) x^{(6-n)/4} dx \right. \\ & \left. - Y_{1/4}(x_0) \int_0^{x_0} J_{1/4}^n(x) x^{(6-n)/4} dx \right], \end{aligned} \quad (3.8)$$

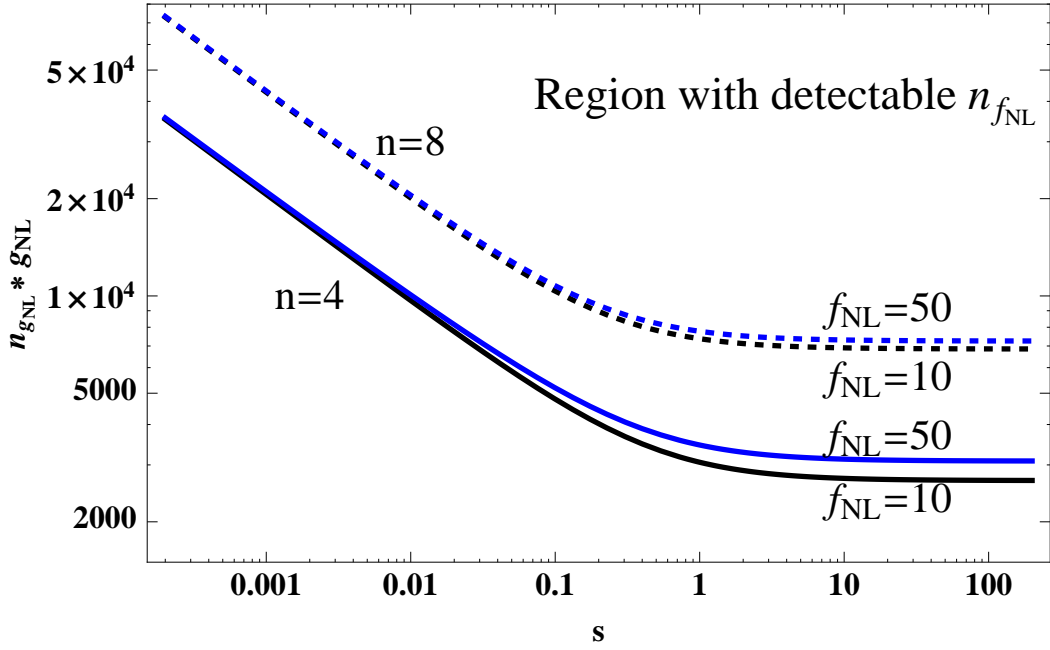
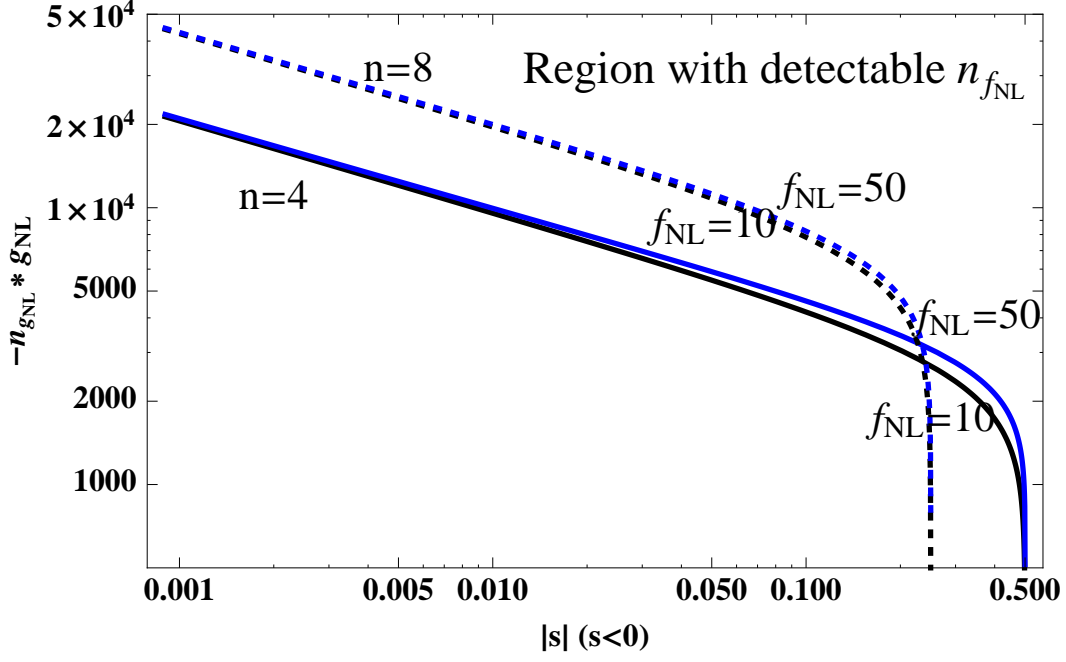


Figure 1: The regions of $n_{g_{NL}} \cdot g_{NL}$ above the curves correspond to the cases with a detectable $n_{f_{NL}}$.

and $x_0 = mt_0 = 1$ denotes the time when curvaton starts to oscillate. Taking Eq. (3.1)

into account, the tensor-scalar ratio becomes

$$r_T = \frac{18}{f_D^2 q^2} \sigma_*^2. \quad (3.9)$$

For a sub-Planckian value of σ_* , the tensor-scalar ratio is much smaller than one if f_D is not too small.

In order to obtain a large non-Gaussianity, f_D should be smaller than one. For the curvaton model with near quadratic potential, the non-Gaussianity parameters are approximately given by

$$f_{NL} \simeq \frac{5}{4f_D}(1 + h_2), \quad (3.10)$$

$$g_{NL} \simeq \frac{25}{24f_D^2}(h_3 + 3h_2). \quad (3.11)$$

One can easily calculate the spectral indices of f_{NL} and g_{NL} :

$$n_{f_{NL}} \simeq \frac{n(n-1)(n-2)}{2} \eta_{mmm} \frac{s}{q(1+h_2)}, \quad (3.12)$$

$$n_{g_{NL}} \simeq \frac{n(n-1)(n-2)}{2} \eta_{mmm} \frac{3s}{q^2(h_3 + 3h_2)} \left[q(1+h_2) + \frac{n}{3} - 1 \right]. \quad (3.13)$$

The spectral indices of both f_{NL} and g_{NL} are independent on f_D . Here $n_{f_{NL}}$ and $n_{g_{NL}}$ are illustrated in Fig. 2 for $s < 0$ and $s > 0$ respectively. In this setup there are four model-dependent parameters: n , s , η_{mmm} and f_D . They can be fixed by four observables: f_{NL} , $n_{f_{NL}}$, g_{NL} and $n_{g_{NL}}$. The spectral indices of f_{NL} and g_{NL} are very useful for us to re-construct curvaton potential.

We also notice that f_{NL} can be tuned to be zero even when $f_D \ll 1$ for the curvaton model with near quadratic potential. In this case the higher order terms, such as g_{NL} , still leads to a large non-Gaussianity which can be potentially detected by the forthcoming observations as well. Now $h_2 = -1$, but g_{NL} can still be quite large

$$g_{NL} \simeq \frac{25}{24} \frac{h_3 - 3}{f_D^2}. \quad (3.14)$$

The spectral index of g_{NL} is simplified to be

$$n_{g_{NL}} = -\frac{1}{2} n(n-1)(n-2)(n-3) \eta_{mmm} \frac{s}{q^2(3-h_3)}. \quad (3.15)$$

Here, for a given n , s can be fixed by the condition $h_2 = -1$. Our numerical results are summarized in Fig. 3. From Eq. (3.15), $n_{g_{NL}}$ is proportional to η_{mmm} . Larger η_{mmm} , larger $n_{g_{NL}}$. On the other hand, if r_T and n_T are not too small, they might be measured in the near future [32], and then $\eta_{\sigma\sigma}$ and η_{mmm} can be fixed by $\eta_{\sigma\sigma} = (n_s - 1 - n_T)/2$ and Eq. (2.46). The order of magnitude of both $\eta_{\sigma\sigma}$ and η_{mmm} is expected to be $\mathcal{O}(10^{-2})$. Therefore the spectral index of g_{NL} in the curvaton model with $f_{NL} = 0$ is negative and its order of magnitude is roughly $-\mathcal{O}(10^{-2})$.

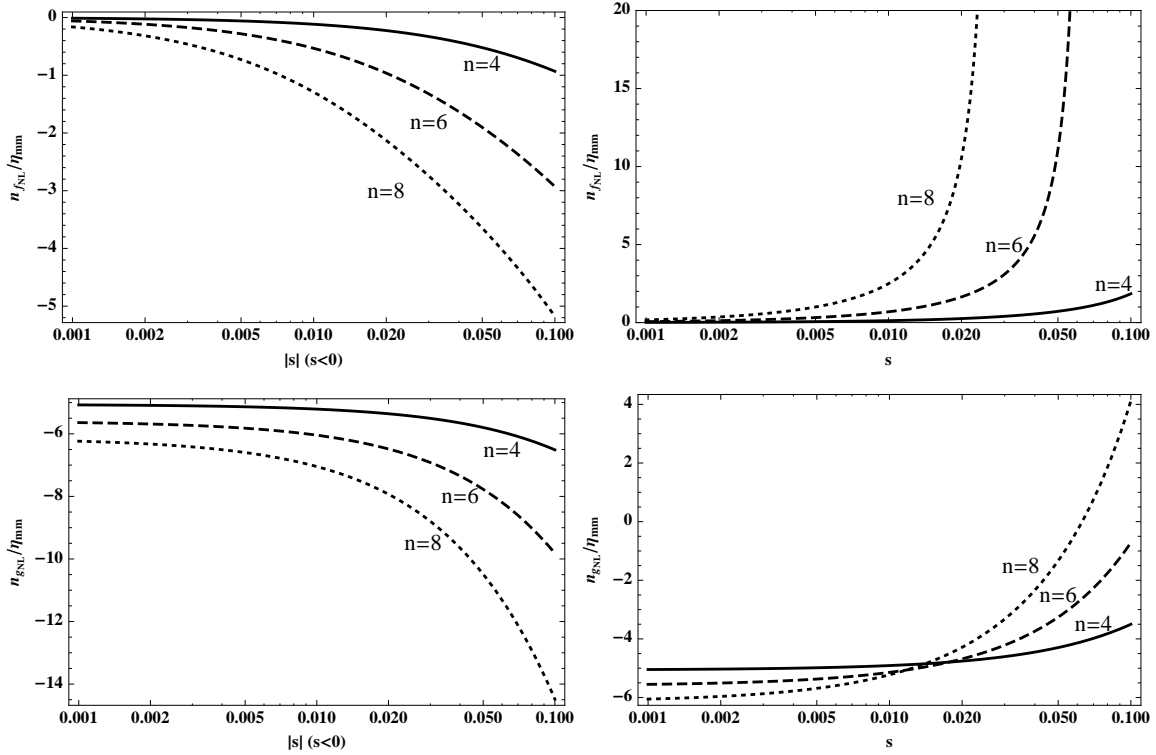


Figure 2: The values of $n_{f_{NL}}/\eta_{mm}$ and $n_{g_{NL}}/\eta_{mm}$ in the curvaton model with a polynomial potential. The solid, dashed and dotted lines correspond to $n = 4, 6, 8$ respectively.

4. Discussions

Inflation is driven by the vacuum energy of inflaton field. The vacuum energy density is almost a constant with the expansion of universe and then the Hubble parameter almost did not decrease during inflation. However it is not an exact constant, but slowly decreased. WMAP data implies that the power spectrum of curvature perturbation is just near scale invariant ($n_s = 0.968 \pm 0.012$), not exactly scale invariant. The tilt of power spectrum comes from the fact that the inflaton potential is not exactly flat.

A large local form non-Gaussianity can be naturally generated by an isocurvature field on the super-horizon scales. If the isocurvature field is a free field (without self-interaction), the non-Gaussianity parameters, such as f_{NL} and g_{NL} , should be scale independent. More generally, one may expect that the isocurvature field self-interacts with itself and then the non-Gaussianity parameters also depend on the wavelengths of perturbation modes. On the other hand, one can learn how the isocurvature field interacts with itself from the scale dependences of the non-Gaussianity parameters.

In this paper we derive the spectral index and running of g_{NL} from a general isocurvature field. The typical region of $n_{g_{NL}}$ for the model with detectable $n_{f_{NL}}$ is illustrated in Fig. 1. Applying our results to the curvaton model with near quadratic potential, we find that both $n_{f_{NL}}$ and $n_{g_{NL}}$ are independent on f_D . Therefore one can usually tune the

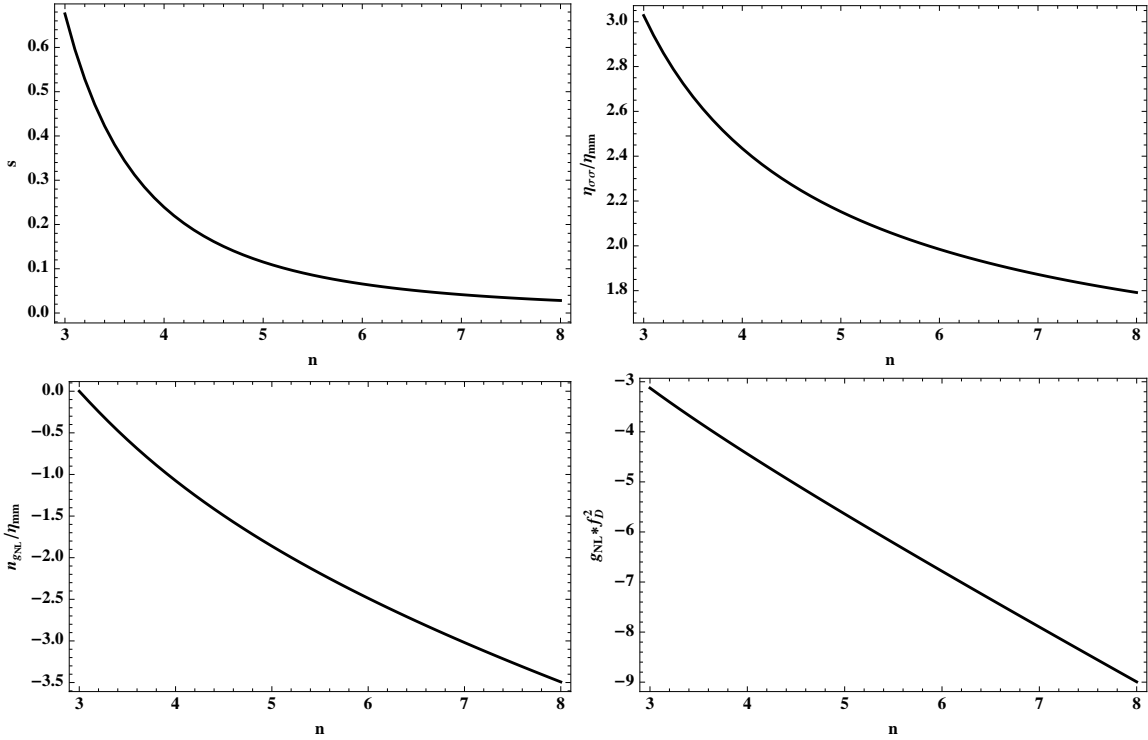


Figure 3: The values of s , $\eta_{\sigma\sigma}/\eta_{mm}$, n_{gNL}/η_{mm} and $g_{NL} * f_D^2$ in the curvaton model with $f_{NL} = 0$.

free parameter f_D to achieve a large non-Gaussianity. However, in curvaton model, one can tune f_{NL} to be zero even when $f_D \ll 1$, but $g_{NL} \sim 1/f_D^2$ is still large. In this special case, $n_{gNL} \sim -\mathcal{O}(10^{-2})$.

In the literatures, the near scale-invariant variables are usually re-parametrized by

$$O(k) = O(k_p) \left(\frac{k}{k_p} \right)^{n + \frac{1}{2}\alpha \ln \frac{k}{k_p}}. \quad (4.1)$$

This expression is reliable around $k = k_p$. Actually one can re-write the above formula as follows

$$O(k) = O(k_p) \left[1 + n \ln \frac{k}{k_p} + \frac{1}{2} \tilde{\alpha} \left(\ln \frac{k}{k_p} \right)^2 + \dots \right], \quad (4.2)$$

where $\tilde{\alpha} = n^2 + \alpha$ is the new “running” of spectral index n . If we adopt this new definition, the terms $-n_{f_{NL}}^2$ and $-n_{g_{NL}}^2$ on the right hand sides of $\alpha_{f_{NL}}$ and $\alpha_{g_{NL}}$ in Eqs. (2.33) and (2.38) can be absorbed into $\tilde{\alpha}_{f_{NL}}$ and $\tilde{\alpha}_{g_{NL}}$ respectively. An advantage of this new definition is that $\tilde{\alpha}_{f_{NL}}$ and $\tilde{\alpha}_{g_{NL}}$ are respectively much smaller than $n_{f_{NL}}$ and $n_{g_{NL}}$ even when $n_{f_{NL}}, n_{g_{NL}} \sim \mathcal{O}(1)$.

Once the large local form non-Gaussianity is confirmed by the forthcoming observations, the scale dependence of the non-Gaussianity parameters will be the next important issue. How to search for the signal of scale dependence of g_{NL} in the CMB and large-scale structure data is still needed to be done in the near future.

Acknowledgments

QGH is supported by the project of Knowledge Innovation Program of Chinese Academy of Science and a grant from NSFC.

References

- [1] N. Bartolo, E. Komatsu, S. Matarrese and A. Riotto, “Non-Gaussianity from inflation: Theory and observations,” *Phys. Rept.* **402**, 103 (2004) [arXiv:astro-ph/0406398].
- [2] D. H. Lyth, “Generating the curvature perturbation at the end of inflation,” *JCAP* **0511**, 006 (2005) [arXiv:astro-ph/0510443].
- [3] M. Sasaki, “Multi-brid inflation and non-Gaussianity,” *Prog. Theor. Phys.* **120**, 159 (2008) [arXiv:0805.0974 [astro-ph]].
- [4] Q. G. Huang, “A geometric description of the non-Gaussianity generated at the end of multi-field inflation,” *JCAP* **0906**, 035 (2009) [arXiv:0904.2649 [hep-th]].
- [5] K. Enqvist and M. S. Sloth, “Adiabatic CMB perturbations in pre big bang string cosmology,” *Nucl. Phys. B* **626**, 395 (2002) [arXiv:hep-ph/0109214].
- [6] D. H. Lyth and D. Wands, “Generating the curvature perturbation without an inflaton,” *Phys. Lett. B* **524** (2002) 5 [arXiv:hep-ph/0110002].
- [7] T. Moroi and T. Takahashi, “Effects of cosmological moduli fields on cosmic microwave background,” *Phys. Lett. B* **522**, 215 (2001) [Erratum-ibid. B **539**, 303 (2002)] [arXiv:hep-ph/0110096].
- [8] M. Sasaki, J. Valiviita and D. Wands, “Non-gaussianity of the primordial perturbation in the curvaton model,” *Phys. Rev. D* **74**, 103003 (2006) [arXiv:astro-ph/0607627].
- [9] Q. G. Huang, “The N-vaton,” *JCAP* **0809**, 017 (2008) [arXiv:0807.1567 [hep-th]].
- [10] K. Enqvist and T. Takahashi, “Signatures of Non-Gaussianity in the Curvaton Model,” *JCAP* **0809**, 012 (2008) [arXiv:0807.3069 [astro-ph]].
- [11] Q. -G. Huang, Y. Wang, “Curvaton Dynamics and the Non-Linearity Parameters in Curvaton Model,” *JCAP* **0809**, 025 (2008). [arXiv:0808.1168 [hep-th]].
- [12] Q. G. Huang, “A Curvaton with a Polynomial Potential,” *JCAP* **0811**, 005 (2008) [arXiv:0808.1793 [hep-th]].
- [13] K. Nakayama and J. Yokoyama, “Gravitational Wave Background and Non-Gaussianity as a Probe of the Curvaton Scenario,” *JCAP* **1001**, 010 (2010) [arXiv:0910.0715 [astro-ph.CO]].
- [14] K. Enqvist, S. Nurmi, O. Taanila and T. Takahashi, “Non-Gaussian Fingerprints of Self-Interacting Curvaton,” *JCAP* **1004**, 009 (2010) [arXiv:0912.4657 [astro-ph.CO]].
- [15] C. T. Byrnes, K. Y. Choi and L. M. H. Hall, “Large non-Gaussianity from two-component hybrid inflation,” *JCAP* **0902**, 017 (2009) [arXiv:0812.0807 [astro-ph]].
- [16] C. T. Byrnes, S. Nurmi, G. Tasinato and D. Wands, “Scale dependence of local f_{NL} ,” *JCAP* **1002**, 034 (2010) [arXiv:0911.2780 [astro-ph.CO]].
- [17] C. T. Byrnes, M. Gerstenlauer, S. Nurmi, G. Tasinato and D. Wands, “Scale-dependent non-Gaussianity probes inflationary physics,” *JCAP* **1010**, 004 (2010) [arXiv:1007.4277 [astro-ph.CO]].
- [18] C. T. Byrnes, K. Enqvist, T. Takahashi, “Scale-dependence of Non-Gaussianity in the Curvaton Model,” *JCAP* **1009**, 026 (2010).
- [19] Q. G. Huang, “Negative spectral index of f_{NL} in the axion-type curvaton model,” *JCAP* **1011**, 026 (2010) [Erratum-ibid. **1102**, E01 (2011)] [arXiv:1008.2641 [astro-ph.CO]].

- [20] A. Riotto and M. S. Sloth, “Strongly Scale-dependent Non-Gaussianity,” *Phys. Rev. D* **83**, 041301 (2011) [arXiv:1009.3020 [astro-ph.CO]].
- [21] Q. G. Huang, “Scale dependence of f_{NL} in N-flation,” *JCAP* **1012**, 017 (2010) [arXiv:1009.3326 [astro-ph.CO]].
- [22] X. Chen, “Running Non-Gaussianities in DBI Inflation,” *Phys. Rev. D* **72**, 123518 (2005) [arXiv:astro-ph/0507053].
- [23] E. Sefusatti, M. Liguori, A. P. S. Yadav, M. G. Jackson and E. Pajer, “Constraining Running Non-Gaussianity,” *JCAP* **0912**, 022 (2009) [arXiv:0906.0232 [astro-ph.CO]].
- [24] [Planck Collaboration], “Planck: The scientific programme,” arXiv:astro-ph/0604069.
- [25] D. Baumann *et al.* [CMBPol Study Team Collaboration], “CMBPol Mission Concept Study: Probing Inflation with CMB Polarization,” *AIP Conf. Proc.* **1141**, 10 (2009) [arXiv:0811.3919 [astro-ph]].
- [26] A. Becker, D. Huterer and K. Kadota, “Scale-Dependent Non-Gaussianity as a Generalization of the Local Model,” *JCAP* **1101**, 006 (2011) [arXiv:1009.4189 [astro-ph.CO]].
- [27] S. Shandera, N. Dalal and D. Huterer, “A generalized local ansatz and its effect on halo bias,” arXiv:1010.3722 [astro-ph.CO].
- [28] J. Smidt, A. Amblard, A. Cooray, A. Heavens, D. Munshi and P. Serra, “A Measurement of Cubic-Order Primordial Non-Gaussianity (g_{NL} and τ_{NL}) With WMAP 5-Year Data,” arXiv:1001.5026 [astro-ph.CO].
- [29] V. Desjacques and U. Seljak, “Signature of primordial non-Gaussianity of ϕ^3 -type in the mass function and bias of dark matter haloes,” *Phys. Rev. D* **81**, 023006 (2010) [arXiv:0907.2257 [astro-ph.CO]].
- [30] A. A. Starobinsky, “Multicomponent de Sitter (Inflationary) Stages and the Generation of Perturbations,” *JETP Lett.* **42** (1985) 152;
M. Sasaki and E. D. Stewart, “A General Analytic Formula For The Spectral Index Of The Density Perturbations Produced During Inflation,” *Prog. Theor. Phys.* **95**, 71 (1996) [arXiv:astro-ph/9507001];
M. Sasaki and T. Tanaka, “Super-horizon scale dynamics of multi-scalar inflation,” *Prog. Theor. Phys.* **99**, 763 (1998) [arXiv:gr-qc/9801017];
D. H. Lyth, K. A. Malik and M. Sasaki, “A general proof of the conservation of the curvature perturbation,” *JCAP* **0505**, 004 (2005) [arXiv:astro-ph/0411220];
D. H. Lyth and Y. Rodriguez, “The inflationary prediction for primordial non-gaussianity,” *Phys. Rev. Lett.* **95**, 121302 (2005) [arXiv:astro-ph/0504045].
- [31] E. Komatsu *et al.* [WMAP Collaboration], “Seven-Year Wilkinson Microwave Anisotropy Probe (WMAP) Observations: Cosmological Interpretation,” *Astrophys. J. Suppl.* **192**, 18 (2011) [arXiv:1001.4538 [astro-ph.CO]].
- [32] W. Zhao, Q. -G. Huang, “Testing inflationary consistency relations by the potential CMB observations,” [arXiv:1101.3163 [astro-ph.CO]].