

# Towards a Low-Complexity Dynamic Decode-and-Forward Relay Protocol

Charlotte Hucher and Parastoo Sadeghi

The Australian National University, Canberra, Australia

Email: {charlotte.hucher,parastoo.sadeghi}@anu.edu.au

## Abstract

The dynamic decode-and-forward (DDF) relaying protocol is a relatively new cooperative scheme which has been shown to achieve promising theoretical results in terms of diversity-multiplexing gain tradeoff and error rates. The case of a single relay has been extensively studied in the literature and several techniques to approach the optimum performance have been proposed. Until recently, however, a practical implementation for the case of several relays had been considered to be much more challenging. A rotation-based DDF technique, suitable for any number of relays, has been recently proposed which promises to overcome important implementation hurdles. This article provides an overview of the DDF protocol, describes different implementation techniques and compares their performance.

## I. INTRODUCTION

Distributed cooperative diversity techniques are attractive where the use of multiple antennas or high transmit powers is ruled out at small wireless devices due to cost considerations, safety issues, or hardware limitations. In a multi-user scenario, the idea behind distributed cooperative techniques is that single-antenna wireless terminals communicate and share their resources such as bandwidth and power to create a virtual multiple-input multiple-output (MIMO) array. Distributed cooperation can exploit inherent diversity in wireless fading channels and thus improve the reliability and rate of transmission (see [1]-[3] and references therein).

The basic building block of wireless cooperative channels is the so-called *relay channel* where a source sends a message which is received not only by the destination, but also by the other nodes in the network. After processing the received signals, these other nodes relay the information.

The error rate decreases using this strategy, since the probability that all channel links are subject to a strong fading is very small.

Cooperative protocols can be divided into several families depending on the processing performed at relaying nodes. One of these families is the group of *decode-and-forward* (DF) protocols. As the name suggests, relays have to decode and re-encode the received signals before forwarding them. Decoding at the relays has a higher complexity than linear processing such as amplify-and-forward (AF) strategy. However, if signals are correctly decoded at relays, performance is better since intermediate noises are eliminated. This makes DF protocols more robust in multi-hop cooperative communications.

In basic DF protocols, relays are active in a *static* manner. That is, a fixed fraction of time is devoted to broadcasting by the source while the relay(s) listen(s). The remaining pre-allocated time is devoted to forwarding the message from the relay(s) that have successfully decoded the message. A non-trivial extension of traditional DF techniques is the *dynamic decode-and-forward* (DDF) protocol, which was first proposed in [4].

The DDF protocol works as follows: the source is active during the transmission of an entire codeword and each relay listens until it receives enough information to decode, and retransmit only after this stage. Each relay thus listens to a different number of transmissions from the source and other relays depending on channel realizations, hence the name dynamic. This protocol has been proven to outperform all existing AF and DF cooperative protocols in terms of diversity-multiplexing gain tradeoff (DMT) [4].

Due to its dynamic nature, providing a practical implementation for the DDF protocol, especially for multiple relaying nodes is challenging. Indeed, a different number of transmitters may be active at each transmission time slot. Except for the special case of a single relay, this feature has made space-time code design for a general DDF system a difficult task. Very recently, the authors in [5] have proposed a different technique for the DDF, based on distributed rotation, that avoids complicated space-time coding/decoding and can be readily adapted to any number of relays.

In the following, we will first detail the DDF transmission scheme and present its theoretical performance in terms of outage probability and DMT. We will then outline three main difficulties encountered for implementing DDF protocols. We will discuss how to achieve (or at least to get as close as possible to) the theoretical performance by using practical implementations of

the DDF protocol. We will then compare different techniques in terms of performance and implementation complexity and finally outline directions for future research.

## II. THE DDF PROTOCOL AND ITS THEORETICAL PERFORMANCE

### A. Network Description

A wireless network contains  $N + 2$  nodes. All or some of these nodes wish to transmit information to other nodes in the network. If a time division multiple access strategy is considered, without loss of generality, we can reduce the network to one source, one destination and  $N$  other wireless nodes (see Figure 1). These  $N$  other wireless nodes are available to help the source transmit its message by relaying the information to the destination. We refer to these nodes as *relaying nodes* or *relays*. Thus the source  $S$  and the relays  $R_i$  form the set of *transmitters*, and (potentially) the same relays  $R_i$  and the destination form the set of *receivers*.

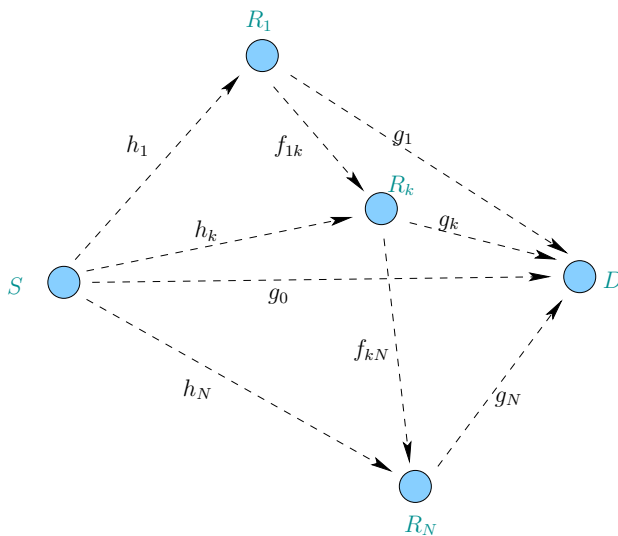


Fig. 1: Channel model.

We assume a slow-fading channel, i.e. all channel coefficients can be considered as constant during the transmission of at least one frame, which consists of  $T$  symbols to be sent to the destination in  $T$  time slots. In the following, we also assume that all receivers have perfect knowledge of the fading realization of incoming channel links. In practice, channel estimation can be performed using a training sequence.

The performance measurements in this paper are computed assuming that the channel fading have a complex Gaussian distribution of unit variance. However the study is valid for other channel distributions.

In line with majority of existing work, cooperative nodes are assumed to be half-duplex in this article, i.e., they can not listen and transmit at the same time. From a relaying node's point of view, this assumption leads to the definition of two phases of operation:

- during the *listening phase*, the considered relaying node listens and accumulates information about the signal to tentatively decode it;
- during the *forwarding phase*, the relaying node forwards a re-encoded version of the signal.

We assume a total power constraint  $P$ . During the forwarding phase, several nodes transmit at the same time (source and relay(s)). Thus the total power have to be shared between them. In this article, we assume that the power distribution is uniform, i.e. if  $K$  nodes transmit, they are all allocated a transmit power of  $\frac{P}{K}$ . However, further improvement may be obtained by optimizing the power distribution.

### B. The Dynamic Decode-and-Forward Protocol

Proposed in [4] by Azarian *et al*, the *dynamic decode-and-forward* was coined due to the variable duration of the listening and forwarding phases for each relaying node. In the following, we will first describe the transmission in the case of a single relay and then generalize it to the case of multiple relays.

1) *The single relay case*: The transmission can be described as follows. The source transmits during the whole transmission frame. The relay listens till it is able to decode the message. It is then said to be active and retransmits this decoded version. The length  $T_1$  of the listening phase is thus variable and changes dynamically depending on the channel realization between the source and relay, the noise and the transmission rate.

The distribution of the length  $T_1$  of the listening phase for a transmission frame of 6 QPSK symbols for different SNRs is given in Figure 2a. At low SNR, the relay is either unable to decode or can decode only one transmission slot before the end of the frame. The higher the SNR, the earlier can the relay decode the signals. However, most of the time, even for high SNR (30 dB), the relay needs to listen to at least 2 transmissions to be able to decode.

*Remark 1:* If the nodes were full-duplex, the relay could keep listening after time  $T_1$  and transmit the information simultaneously. This way, it could compute a more reliable signal estimate at the end of each transmission slot. However, this would have no impact on the theoretical performance, and would induce a huge increase in the processing complexity at the relay.

*Remark 2:* For practical reasons discussed later, one can also consider a block-based DDF, where relays are allowed to attempt decoding only at the end of these blocks. If we consider  $B$  blocks of  $T_b$  symbols each, then the length of the whole frame is  $T = BT_b$ .

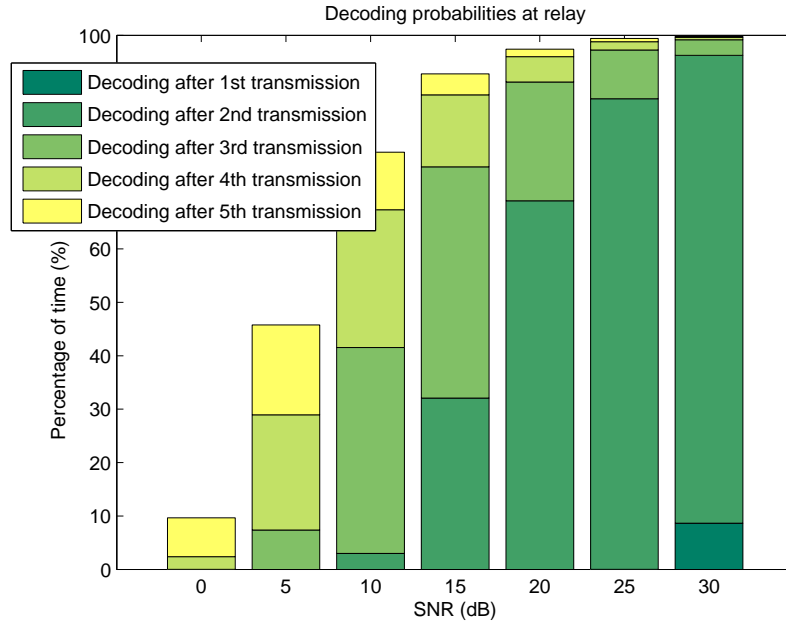
2) *Generalization to several relays:* The principle of the DDF protocol can be easily generalized to  $N$  relays. The source still transmits during the whole transmission frame. Each relay listens to signals transmitted by the source and possibly other relays that have already decoded the information till it is able to decode the information. It then retransmits this decoded version. For each relay, the lengths of the listening and forwarding phases can be different and change with the channel realizations in the source-relay and relay-relay links.

*Example 1:* Figure 2b depicts an example of a transmission in a 3-relay network. From time slot 0 to time slot  $T_2$ , only the source transmits. At time  $T_2$ , the second relay is able to decode the signals. Thus from time slot  $T_2$  to time slot  $T_1$ , both the source and relay  $R_2$  transmit. At time  $T_1$ , the first relay is able to decode the signals. Thus the source and the first and second relays transmit from time slot  $T_1$  to the end of the transmission frame. Note that the third relay is not able to decode before the end of the transmission frame, and thus can never help the source by forwarding information to the destination.

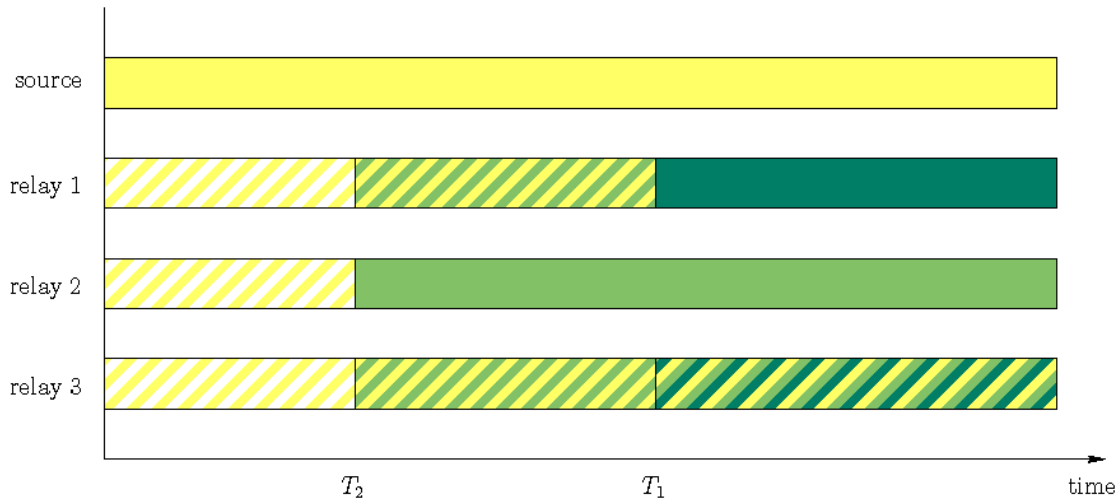
### C. Theoretical Performance Measures

1) *Outage probability:* The outage probability is the probability that the capacity of the system is lower than the transmission rate. In this case, according to Shannon's theorem, transmission will inevitably lead to decoding errors, irrespective of the error correcting code used. The outage probability is thus a lower bound on the error probability and provides a performance measure of the protocol.

In Figure 3a, the outage probabilities of the DDF protocol in a 3-relay network are plotted as a function of the SNR for different frame lengths  $T$  and block lengths  $T_b$ . One can observe



(a) Distribution of the listening phase  $T_1$  for a transmission frame of 6 QPSK symbols and a complex Gaussian distribution with unit variance for the source-relay channel link.



(b) Example of a DDF transmission in a 3-relay network. Solid blocks of different colors indicate transmission from different nodes. Dashed patterns show that a relay is listening to transmitters with corresponding colors.

Fig. 2: The DDF protocol.

that the DDF outage probability depends on the number of times the relays actually attempt to decode, which is given by the ratio  $T/T_b$ . The higher this ratio, the better the performance.

2) *Diversity-multiplexing gain tradeoff*: The diversity-multiplexing gain tradeoff (DMT) is a relatively recent performance measure for wireless systems. The study of the error probability in multi-antenna systems leads to the definition of two types of gains: the diversity gain and the multiplexing gain. These two gains cannot be maximized at the same time. Thus a tradeoff has to be defined, namely the DMT.

In [4], the authors calculated the DMT of the DDF protocol and proved that it is better than for any known AF or DF protocol, and even optimal for low multiplexing gains ( $r \leq \frac{1}{N+1}$ ).

However, this DMT is obtained not only by studying the asymptotic behavior of the outage probability when the SNR grows to infinity, but also by considering an infinite frame length  $T \rightarrow \infty$ . Thus in practice, this DMT is not achievable, but can be approached as close as desired.

In Figure 3b the DMT of the DDF protocol is compared to that of several AF and DF cooperative reference protocols. One can see that the DDF is the one closest to the multiple-input single-output (MISO) bound.

#### *D. Implementation Difficulties*

The promising theoretical results described previously are not cost-free and can be achieved at the price of a more complicated implementation compared to basic DF or AF methods.

Three independent issues need to be addressed for a practical and general implementation of the DDF protocol:

- 1) coding design at transmitters / decoding at receivers,
- 2) relay activity detection at receivers,
- 3) forwarding criteria at relays.

The first issue arises because the relays typically will be able to decode and thus transmit at different times, due to different fadings at the incoming channel links. Hence, at each transmission slot, a different number of transmitters can be active. This feature of the DDF protocol makes codes very difficult to design. Specifically these codes have to

- be decodable at relays after any number of transmissions (if the capacity is high enough), and in particular, the whole information must be contained in the first transmission from the source;
- be decodable for any number of transmitters at both relays and destination.

The complexity in the code design will also result in a decoding complexity at both relays and destination.

The second issue arises because the receivers (relays and destination) have to be aware of which relays are active in order to be able to decode. One straightforward solution, proposed in [4], is to ask each relay to broadcast one bit at the end of the transmission slot to tell other nodes in the network that it will be transmitting from then on. However, this solution can lead to a non-negligible rate loss. Methods to decrease this rate loss or other relay activity detection techniques have been investigated in literature [4], [6] and will be discussed later in the article.

The last issue is somewhat common between all DF protocols. In the theoretical analysis, the outage criteria is used at relays to determine whether they should transmit the detected signals or not. However, this outage criteria indicates only that decoding without error is possible with a strong enough error correcting code and an infinite frame length, which is obviously not the case in practice. Thus using the outage criteria at relays will lead to the transmission of errors by these relays, which could translate into interference and decoding errors at the destination. The design of a suitable forwarding criteria at relays is still an open problem, not only for the DDF, but generally for all DF protocols.

### III. CODING AT SOURCE AND RELAYS/DECODING AT DESTINATION

Due to the complexity of the DDF, only a few practical implementation methods have been proposed in literature.

#### A. *Single-Relay Case*

Owing to its relative simplicity, we first focus on the single relay network. Indeed, the relay has to listen only to the source since there is no other transmitter in the network. The main challenge in this case is to provide a code that is decodable at the relay irrespective of the length of the listening phase, and at the destination irrespective of the length of the forwarding phase.

Two ways of implementing the DDF with a single relay have been proposed in the literature.

1) *Alamouti code based:* The first implementation was proposed in [7] based on the distributed Alamouti code and an error correcting code. In [6] the authors adapted this approach to be used with an algebraic code which provides full diversity. The whole input sequence  $s$  is first coded



with the algebraic code to generate a coded sequence  $x$ . The algebraic code is used to distribute the information among the coded symbols in the sequence, such that the whole information is contained in every transmitted symbol. Consider the following two extreme examples. Under very good channel conditions, the relay has to be able to retrieve the whole information from the first source symbol. On the other hand, when the relay can only decode at  $T - 1$ , it should forward the whole information in a single symbol to provide full diversity. The coded sequence is sent without any transformation by the source, and as soon as the relay is able to decode, it forwards the conjugate of this coded sequence according to the Alamouti code scheme.

The use of the Alamouti code allows us to exploit the space-time diversity of the channel while using a linear decoder and thus results in a low decoding complexity.

However, this approach is limited because of the use of the Alamouti code which necessitates two transmissions. As a result, the relay can help the source only at even-numbered transmission slots ( $T_b = 2$ ), which adversely affects the performance. Moreover the Alamouti code, which is the only full-rate and full-diversity orthogonal code, is restricted to the case of two transmit antennas. Therefore, this implementation cannot be generalized to multiple relays.

2) *Distributed rotation based:* The authors in [8] recently introduced distributed rotations to exploit spatial diversity in cooperative systems. The idea is that at each transmission slot, transmitters send the same coded signal  $x$  multiplied by a different rotation that depends on time. As a result, the multiple antenna system can be modeled as a time-varying single-antenna system.

By carefully choosing the rotations at each transmit antenna, it can be proven that this technique allows us to fully exploit the space-time diversity of the wireless channel. Indeed, distributed rotations applied to the different channel links can be seen as random channel alignments. In order to better understand how diversity is introduced, let us consider the following example.

*Example 2:* Let  $g_1$  and  $g_2$  be two complex-valued channel realizations. Let us consider a discrete set of  $L$  random rotations that are evenly distributed between  $[0, 2\pi)$ . If the number of rotations is even and  $\theta$  belongs to this set, then  $\theta + \pi$  also belongs to the set. If the source transmits only through channel  $g_1$  and if  $g_1$  is subject to a strong fading, then information will be lost. But if combinations of the two channels with the two considered rotations are used, at least one of the combinations will be good in terms of channel alignment. Indeed, if the combination

$g_1 + e^{i\theta}g_2$  is destructive, then  $g_1 + e^{i(\theta+\pi)}g_2$  is constructive, and vice-versa (see Figure 4). Thus the information sent through this channel will be lost if and only if both channels  $g_1$  and  $g_2$  are subject to a strong fading, which means that a diversity order of 2 can be achieved in this case.

In [5], a low-complexity implementation of the DDF protocol using distributed rotations have been proposed. The source continuously transmits a sequence of coded symbols. At the end of each transmission, only the relays which have been able to decode can start forwarding the information. Active relays transmit the same symbol as the source, but after a predefined rotation.

From the receiver point of view (destination or relay), the channel is equivalent to a fast fading single-input single-output (SISO) channel, which allows a simple linear decoding.

A notable advantage of this implementation is that the relay can start helping whenever it is able to decode the information ( $T_b = 1$ ) and transmit until the end of the frame. We say in this case that the construction is of minimum delay, referring to the decoding delay at relay.

The rotations are fixed and used in a fixed order by each relay. This order is known by all the receivers. Thus they can compute their incoming time-varying equivalent channel fadings, assuming that they know whether each relay is transmitting or not. This assumption will be discussed further in Section V.

3) *Comparison of performance:* In simulations, a frame length of 6 symbols is considered. Signals are modulated using QPSK and coded with the same algebraic code for both the Alamouti and distributed rotation based implementations.

We chose the frame error rate (FER) as the performance metric, i.e. if a single symbol is incorrectly decoded, the whole frame is discarded. Similar behaviors could be observe for symbol error rate (SER) and bit error rate (BER).

In order to observe the impact of the code only, we consider a genie-aided relay that knows whether the codeword is detected correctly or not, and forwards only in the case when it is. We also consider genie-aided receivers (relays and destination) that know perfectly which relays are transmitting.

One can observe in Figure 5a that the distributed rotation based DDF has a slightly lower performance than the Alamouti code based DDF if they use the same block length  $T_b = 2$ . However, a minimum delay implementation is possible with rotated distributions, and with  $T_b = 1$ , this scheme can achieve the same performance as the Alamouti based one.

## B. Multiple-Relay Case

The case of several relays is more complex since there are more transmitters. Hence, relays have to listen not only to the source, but also to other relays. The complexity of this case has led it to being almost neglected in the literature. In fact, to the best of our knowledge, only one general implementation exists that may be suitable in practice.

1) *Lattice coding based:* In [9], the authors proposed a block implementation of the DDF protocol with algebraic codes. The idea is to code the information into a codeword matrix  $\mathbf{X}$  of  $N + 1$  lines and  $T$  columns, which belongs to an extension of degree  $T$  of  $\mathbb{K}$ , which is an extension of degree  $B$  of  $\mathbb{Q}(i)$ . From  $\mathbf{X}$ , one can generate matrices  $(\phi(\mathbf{X}), \dots, \phi^{B-1}(\mathbf{X}))$ , where  $\phi$  is the generator of the Galois group of  $\mathbb{K}/\mathbb{Q}(i)$ .

During the first block of length  $T$ , the source transmits the first line of the codeword matrix  $\mathbf{X}$ . During next blocks, the source transmits the first line of each matrix  $\phi^i(\mathbf{X})$ , while relays, if they have been able to decode the information, transmit the next lines of the same codeword matrices.

There are several problems with this approach:

- Firstly, it requires the block length to be bigger than  $N + 1$ . It is thus not a minimum delay implementation of the DDF and optimum performance cannot be achieved.
- Secondly, the construction of the codeword  $\mathbf{X}$  in [9] is unclear. It seems that more symbols ( $T \times m \times (N + 1)$ , with  $m \geq B$ ) are being sent than the number of transmissions ( $T \times B$ ).
- Finally, in order to recover full diversity, receivers have to use a maximum likelihood (ML) decoding algorithm such as the sphere decoder, which implies a high decoding complexity.

We chose not to implement this scheme, as it would have required to fundamentally change the proposed code construction in [9].

2) *Distributed rotation based:* The distributed rotation based approach presented earlier in the case of a single relay can also be used for the multiple relay case, without any added complexity. Indeed, whatever the number of transmitters, the resulting equivalent channel is still a time-varying point-to-point channel.

The notable advantage of this method is that it is a minimum delay implementation of the DDF, i.e. the relays can attempt to decode the signals after each transmission, to achieve optimal performance.

3) *Performance analysis*: Once again, a frame of 6 QPSK symbols is considered. Signals are coded with the same algebraic code as in the single relay case. We consider genie-aided relays that know if the detected signals are correct, and genie-aided receivers that know perfectly which nodes are the active transmitters in the network.

It can be observed from Figure 5b that the distributed rotation based DDF has a better FER performance for smaller block lengths  $T_b$ , as expected. Moreover, one can notice that full diversity is not achieved for SNRs lower than 20 dB and is introduced later for negligible frame error rates.

#### IV. DECISION CRITERIA AT RELAY

In order to achieve good performance with a decode-and-forward protocol, one needs to guarantee correct decoding at the relays. Otherwise, relays will transmit errors that will interfere with the correct signals sent by other transmitters in the network, and thereby make the message impossible to decode. There are a number of criteria that can be used at relays with the aim to avoid erroneous forwarding, some of which are described below.

##### A. Outage Based Criteria

In the original paper [4], the authors study the theoretical behavior of the proposed DDF and consider a particular criteria at relays: the outage event. However the channel being in outage only indicates that no decoding without error is possible, but no correct decoding is guaranteed in the absence of outage. The outage probability is thus only a lower bound on the error probability, and if the outage criteria is used, there will still be some decoding errors at relays that will be forwarded to other relays and the destination, which can cause some decoding errors at the destination.

Figure 6 represents the performance of the single relay DDF protocol implemented with distributed rotations for the outage-based decision criteria at relay. One can observe the impact of the decoding errors at the relay on the performance of the DDF protocol when the outage criteria is considered. Three regimes can be defined as follows.

- In the first regime (SNRs lower than 27 dB), the source-relay link is in outage most of the time and the relay does not transmit.

- In the intermediate regime (SNRs between 27 and 39 dB), the source-relay link is not in outage so the relay retransmits the detected signals. However, it has not received enough information to guarantee an error-free decoding and will inevitably retransmits some errors.
- Finally, in the last regime (SNRs higher than 39 dB) the source-relay link is not in outage and the relay receives enough information to decode without errors. Thus it can help the source efficiently by forwarding an identical message to the destination.

### B. Variants of the Outage Based Criteria

Several variants of the outage based criteria have been proposed in order to ensure correct relay decoding.

- In [7], the authors proposed to force the relays to listen to at least half of the source transmission before attempting decoding. After half of the transmission, if the channel is not in outage, the relay decodes and starts forwarding information. If the channel is in outage, the relay listens to another transmission and check the outage criteria again.
- In [6], the authors proposed to secure relay decoding by letting the relay listen to one more transmission than the outage criteria prescribes. In other words, a relay is allowed to transmit at time  $t$ , if enough information (according to the outage criteria) has been received at the end of the  $(t - 2)^{th}$  transmission.

Both these criteria help avoid decoding errors at the relay, but they are a bit too safe as they prevent the relay from helping the source as much as it can. In particular for the first variant [7], one can observe in Figure 6 that since the relay is not allowed to retransmit information most of the time, diversity is lost, which causes a 15 dB loss for a frame error rate of  $10^{-4}$ . The second variant [6] is less strict and thus provides better results, but for SNRs higher than 25 dB, the diversity is still lost.

### C. Error Probability Based

A simple alternative to the outage criteria is to select a target error probability at relay, for example  $P_e = 10^{-2}$ . By looking at AWGN reference curves, the corresponding target SNR can be deduced and compared with the received SNR at relay. If the receive SNR is higher than the target SNR, then the error probability is lower than the target one and we let the relay transmit.

If the received SNR is lower than the target SNR, the error probability would be too high, so we let the relay listen to more transmissions until the received SNR is high enough.

This method is used in several papers dealing with practical implementations of decode-and-forward protocols, as well as in industrial applications.

One can see on Figure 6 that, despite being very simple, this criteria provides better performance than any of the outage based criteria, and that the diversity is preserved for the whole SNR range.

#### *D. Forney's Rule*

In [6], the authors proposed a second criterion called Forney's rule. This criterion was first introduced by Forney for automatic repeat request (ARQ) protocols. The principle operates by taking into account the reliability of the decoding at relays. Given the received signal, the ratio of the probability of the detected codeword over the sum of the probabilities of all other possible codewords has to be larger than a threshold that depends on the SNR considered.

This criteria necessitates more computations, but provides the best performance as can be seen in Figure 6.

### V. RELAY ACTIVITY KNOWLEDGE AT RECEIVERS

The first requirement for the receivers to be able to decode the signals correctly is to know which relays are transmitting. Indeed, the number of transmitters has an impact on the transmit powers, since they have to share the total available transmit power, and on the transmitted codeword, thus on the equivalent channel.

#### *A. Relay Signalling*

The most straightforward solution, proposed in the original paper [4], is to let the relays broadcast a few extra bits indicating whether they will transmit or not during the remainder of the frame.

The receivers do not know in advance when the relays will be able to decode, thus they have to assume the worst case where relays do not all decode till the last time slot. This means that at each time slot, relays have to broadcast at least  $\lceil \log_2(N) \rceil$  additional bits indicating whether they have been able to decode the signals. Using this approach, the optimal performance is obtained,

but the rate of the useful information is decreased. For example, if symbols are taken from an  $M$ -QAM constellation, the effective rate is  $\frac{\log_2(M)}{\log_2(M)+\lceil\log_2(N)\rceil}$ .

To partially solve this problem, a suggestion in [4] is to divide the frame into blocks, and to allow relays to attempt decoding at the end of these blocks only. The performance is then slightly decreased, but the rate is preserved. A tradeoff is introduced between performance and rate, which depends on the block length  $T_b$ . The rate is then  $\frac{T_b \log_2(M)}{T_b \log_2(M)+\lceil\log_2(N)\rceil}$ .

### B. Joint Relay Activity Detector and Decoder

In order to preserve the full rate of the DDF protocol, the authors in [6] proposed the use of a joint relay activity detector and decoder based on the generalized likelihood ratio test (GLRT). They showed that this decoder can indeed detect the relay activity efficiently, and only a small loss in performance is observed compared to a genie-aided maximum likelihood (ML) decoder that knows perfectly which relays are transmitting.

## VI. OPEN ISSUES AND FUTURE RESEARCH

The dynamic decode-and-forward is a cooperative protocol with very promising theoretical performance. However, since its introduction in 2005, it has not been pursued considerably because of its complex implementation. Simpler implementations have been recently proposed. Based on the distributed Alamouti code for the single relay case and distributed rotations for any number of relays, these implementations allow to have a relatively low decoding complexity at all receivers, namely relays and destination.

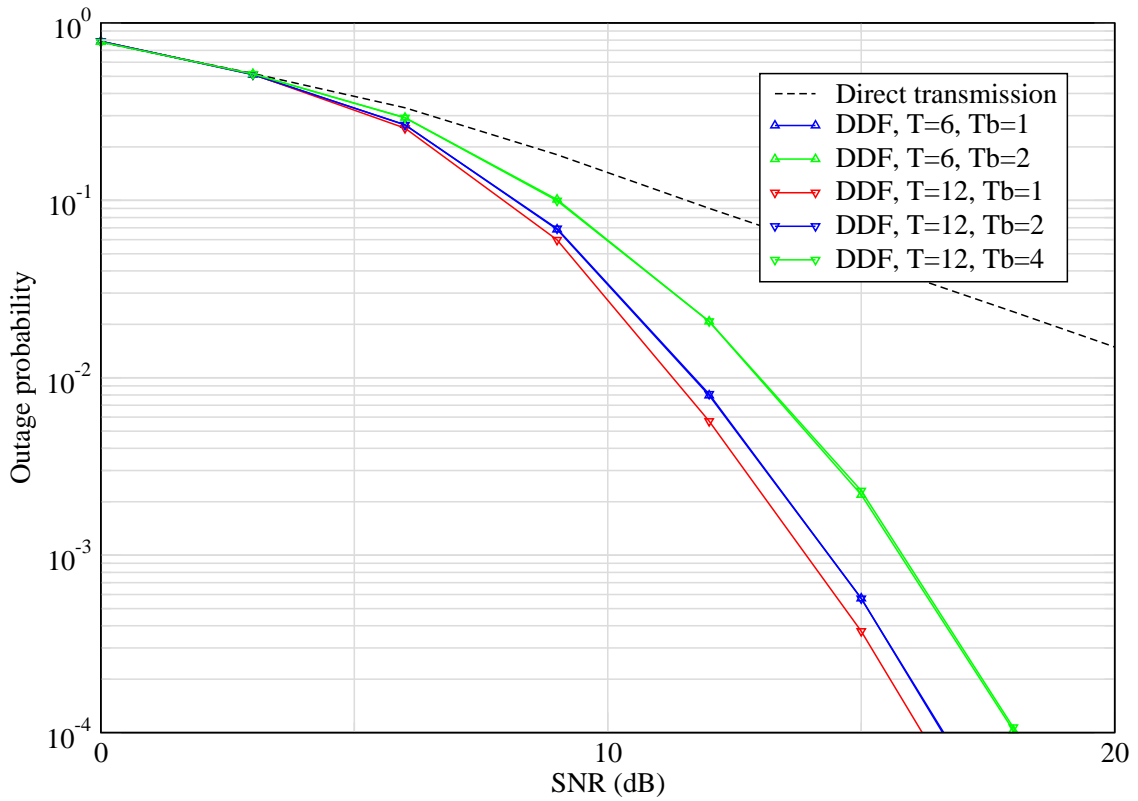
In a recent paper [10], the DMT of the MIMO DDF was computed, but practical implementations are yet to be developed. Another issue, common with other cooperative protocols, is synchronization of the received signals from different transmitters. It is hoped that the details described in this review article will provide an impetus on important open issues such as the ones outlined above.

## REFERENCES

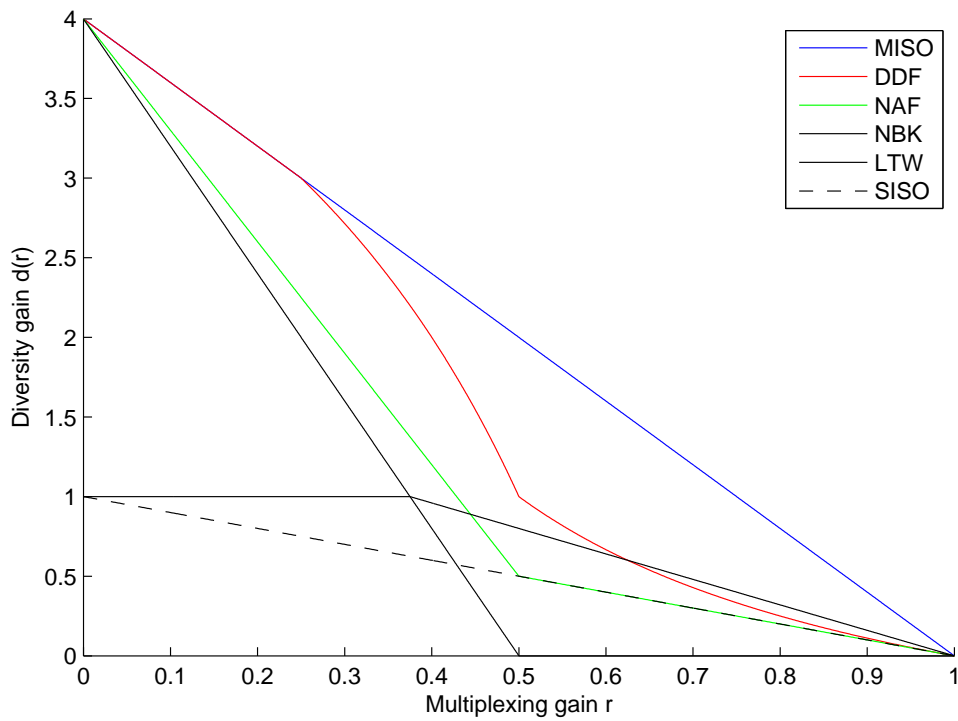
- [1] A. Sendonaris, E. Erkip, and B. Aazhang, "User cooperation diversity. Part I and II," *IEEE Trans. Commun.*, vol. 51, no. 11, pp. 1927–1948, Nov. 2003.
- [2] A. Nosratinia and A. Hedayat, "Cooperative communication in wireless networks," *IEEE Commun. Mag.*, vol. 42, no. 10, pp. 74–80, Oct. 2004.

- [3] G. Kramer, M. Gastpar, and P. Gupta, "Cooperative strategies and capacity theorems for relay networks," *IEEE Trans. Inform. Theory*, vol. 51, no. 9, pp. 3037–3063, Sep. 2005.
- [4] K. Azarian, H. E. Gamal, and P. Schniter, "On the achievable diversity-multiplexing tradeoff in half-duplex cooperative channels," *IEEE Trans. Inform. Theory*, vol. 51, no. 12, pp. 4152–4172, December 2005.
- [5] C. Hucher and P. Sadeghi, "Using distributed rotations for a low-complexity dynamic decode-and-forward relay protocol," in *IEEE International Conference on Communications (ICC)*, Kyoto, Japan, June 2011, submitted.
- [6] K. Kumar and G. Caire, "Coding and decoding for the dynamic decode and forward relay protocol," *IEEE Trans. Inform. Theory*, vol. 55, no. 7, pp. 3186–3205, July 2009.
- [7] A. Murugan, K. Azarian, and H. E. Gamal, "Cooperative lattice coding and decoding in half-duplex channels," *IEEE J. Select. Areas Commun.*, vol. 25, no. 2, pp. 268–279, February 2007.
- [8] S. Yang and J.-C. Belfiore, "Distributed rotation recovers spatial diversity," in *IEEE International Symposium on Information Theory (ISIT)*, Austin, TX, pp. 2158–2162.
- [9] P. Elia and P. V. Kumar, "Space-time codes that are approximately universal for the parallel, multi-block and cooperative DDF channels," in *IEEE International Symposium on Information Theory (ISIT)*, Seoul, Korea, June 2009, pp. 2813–2817.
- [10] S. Karmakar and M. Varanasi, "Optimal DMT of dynamic decode-and-forward protocol on a half-duplex relay channel with arbitrary number of antennas at each node," in *Asilomar Conference on Signals, Systems, and Computers*, Asilomar, CA, November 2009.





(a) Outage probability



(b) Diversity-multiplexing gain tradeoff

Fig. 3: Theoretical performance of the DDF protocol.

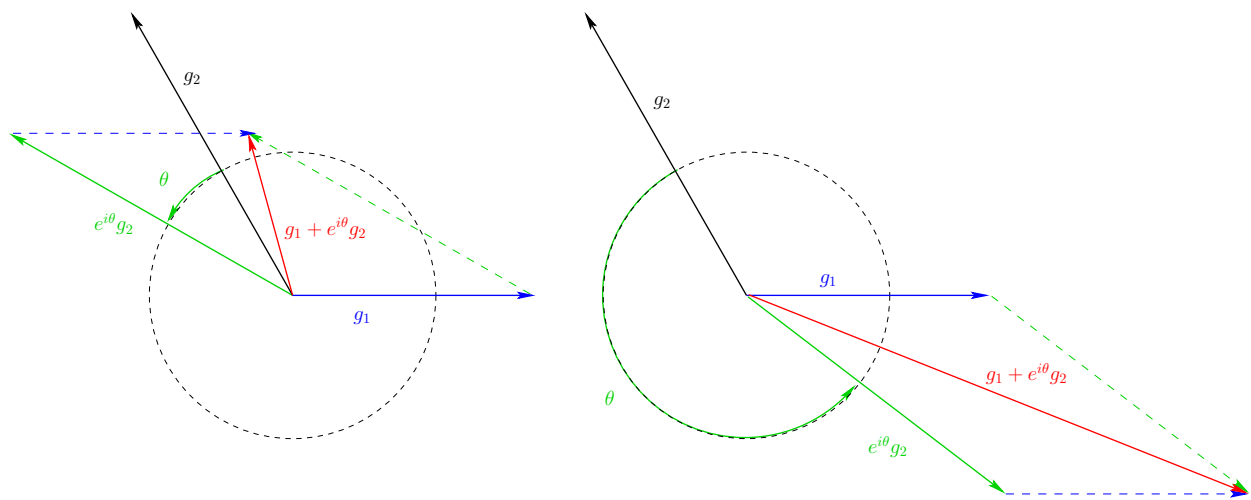
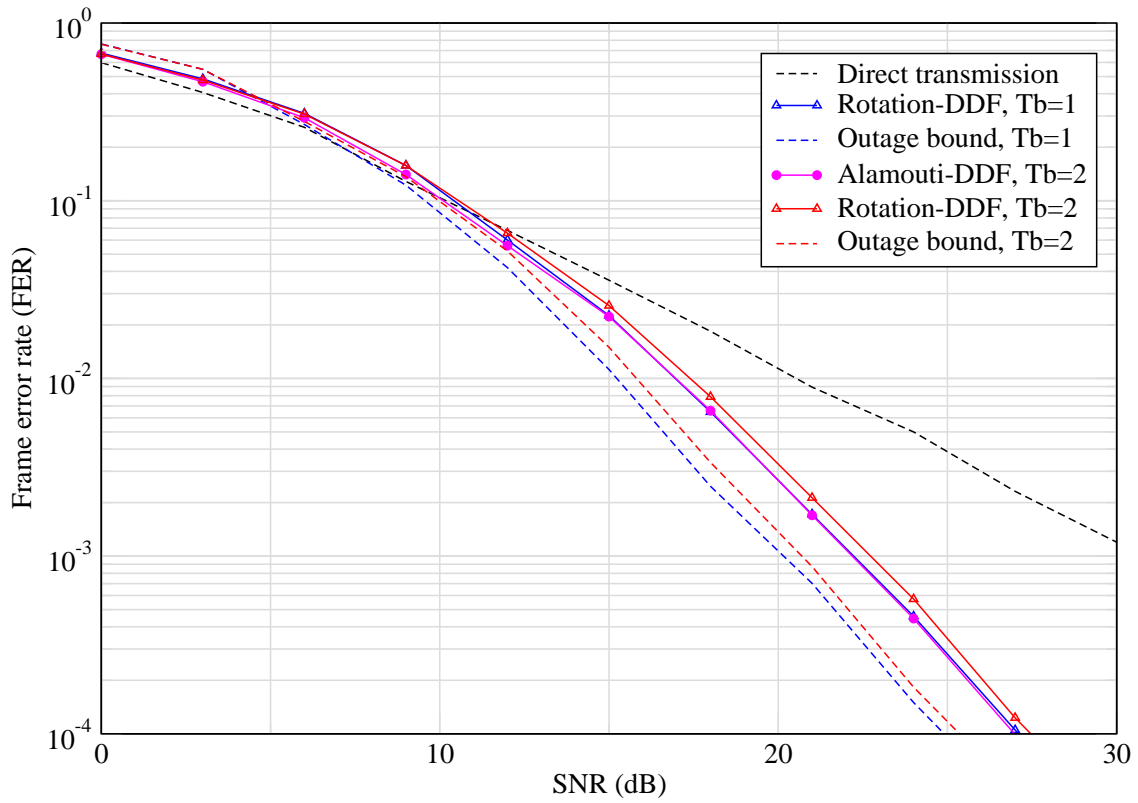
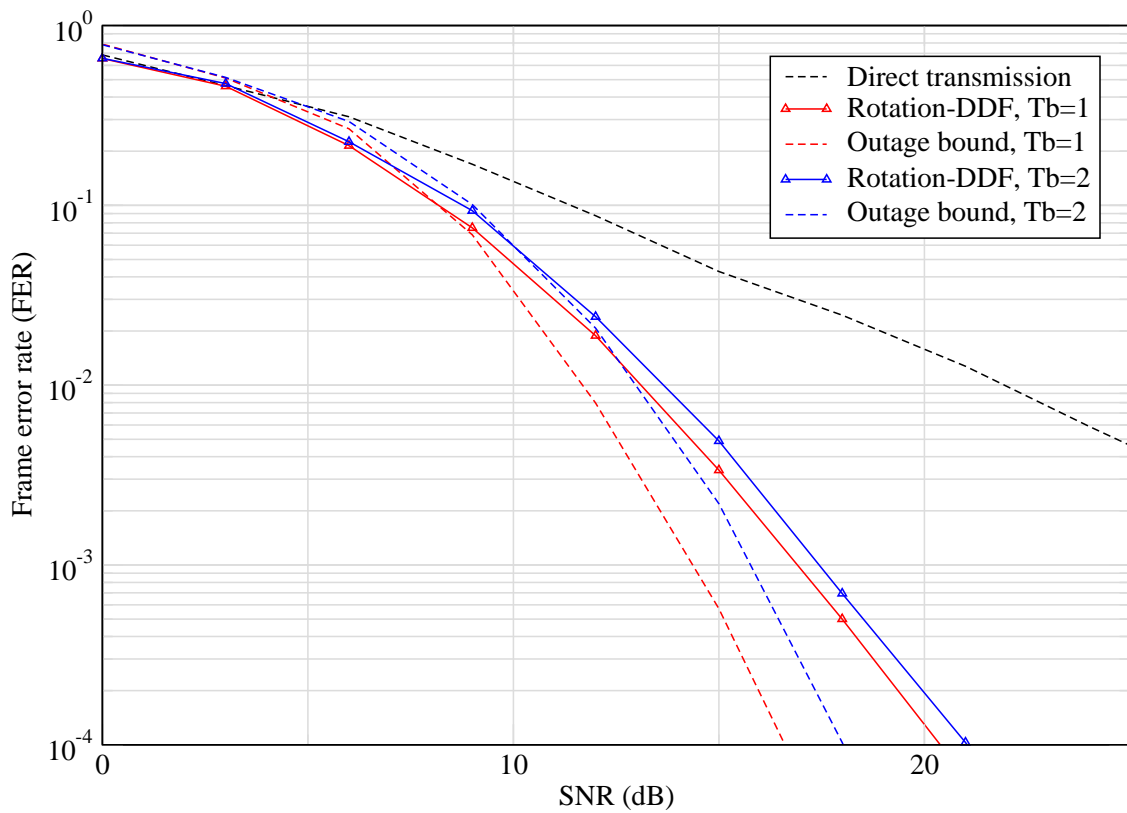


Fig. 4: Destructive and constructive combinations of the channels through distributed rotations.



(a) Single-relay case



(b) 3-relay case

Fig. 5. Performance of the DDF protocol in terms of frame error rate, for a frame length of 1000 QPSK symbols.

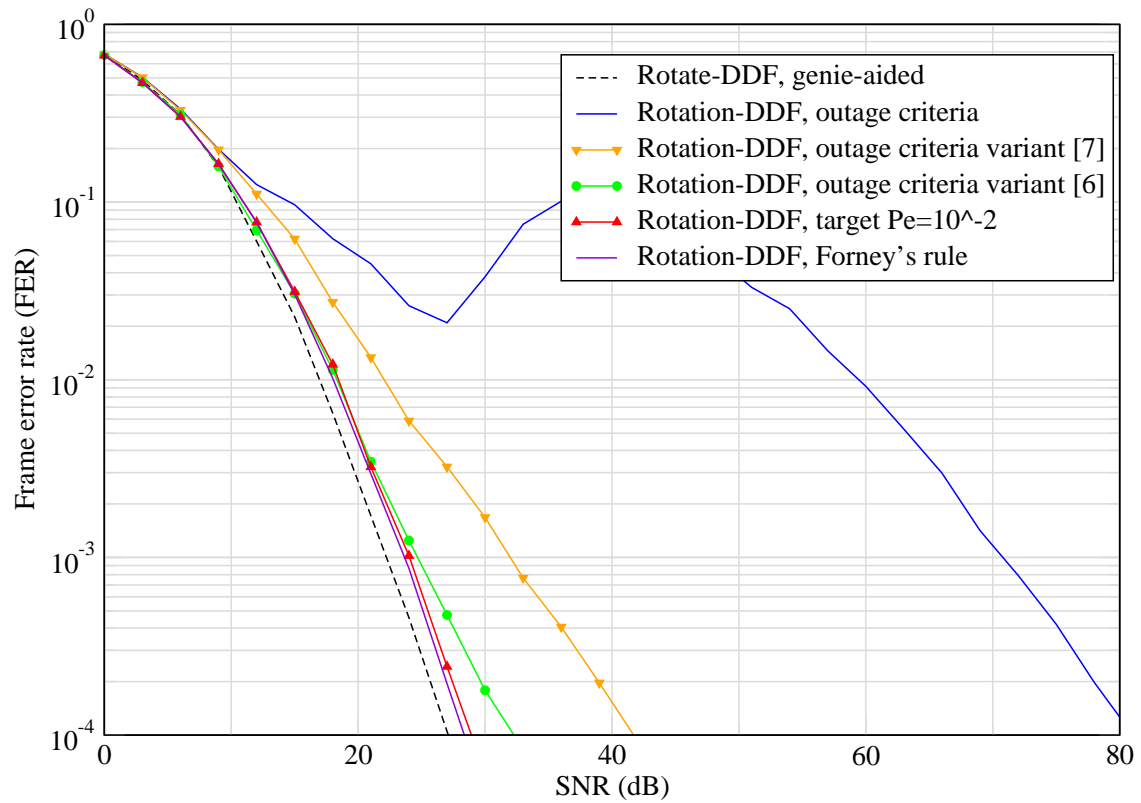


Fig. 6: Performance of the single-relay DDF protocol in terms of frame error rate for a frame length of 6 QPSK symbols and different decision criteria at relay.