

Two-step Nonnegative Matrix Factorization Algorithm for the Approximate Realization of Hidden Markov Models

Lorenzo Finesso, Angela Grassi and Peter Spreij

Abstract— We propose a two-step algorithm for the construction of a Hidden Markov Model (HMM) of assigned size, i.e. cardinality of the state space of the underlying Markov chain, whose n -dimensional distribution is closest in divergence to a given distribution. The algorithm is based on the factorization of a pseudo Hankel matrix, defined in terms of the given distribution, into the product of a tall and a wide nonnegative matrix. The implementation is based on the nonnegative matrix factorization (NMF) algorithm. To evaluate the performance of our algorithm we produced some numerical simulations in the context of HMM order reduction.

I. INTRODUCTION

Hidden Markov models (HMM) are a simple, yet very rich, class of stochastic processes which has become ubiquitous in several areas of signals, systems, and control. Here we restrict attention to HMMs $(Y_t), t = 1, 2, \dots$ taking values into a finite set \mathcal{Y} . The HMMs of this type can always be represented as deterministic functions of some Markov chain $(S_t), t = 1, 2, \dots$, taking values in a finite set \mathcal{S} , in the sense that $Y_t \stackrel{d}{=} f(S_t)$, for all $t \in \mathbb{N}$, where the symbol $\stackrel{d}{=}$ means that the processes (Y_t) and $(f(S_t))$ have the same distributions. The cardinality of \mathcal{S} is called the size of the representation $Y_t \stackrel{d}{=} f(S_t)$.

Since functions of Markov chains generally loose the Markov property, HMMs can be used to model also dynamical behaviors exhibiting complex dependencies from the past, which cannot be described within the class of Markov chains. At the same time HMMs admit a simple parametric description, through the transition probabilities matrix of (S_t) and the deterministic function f . Being flexible and easy to describe it comes as no surprise that the class of HMMs is extensively employed in many applications to real data. The applications span the fields of engineering (modeling stochastic automata, for automatic speech recognition and for communication networks), genetics (sequence analysis), biology (to study neuro-transmission through ion-channels), mathematical finance (to model rating transitions, or to solve asset allocation problems), and many others.

Although by now many approaches to solve inferential problems about HMMs have been proposed in the engineering and statistical literature, an algorithm to solve the exact

stochastic realization problem from distributional data is still missing. Even the weakest form of stochastic realization, given the finite dimensional distributions $p_Y(Y_1^n)$ of a HMM find the parameters of any of its representations $(f(S_t))$, has not yet been solved satisfactorily. The early attack dates back to [1], and [2], the stochastic realization point of view was introduced later in [3] and [4], the most recent results can be found in [5] and [6].

In the present paper we focus on the simpler *approximate* realization problem which can be roughly formulated as follows. Given the distributions $q_Y(Y_1^n)$ of a stationary process, find a realization of a HMM of assigned size, which best approximates $q_Y(Y_1^n)$ in divergence rate, a most natural criterion of closeness between distributions. Unfortunately there exists no general, closed form, analytic expression of the divergence rate between HMMs [7], [8], let alone of the divergence rate between a general stationary process and a HMM. To obviate the difficulty we formulate an alternative criterion, in terms of the informational divergence between nonnegative, pseudo Hankel matrices, representing the finite dimensional distributions of the processes. The approximate realization problem becomes then amenable to the use of Nonnegative Matrix Factorization (NMF) techniques. This approach was already investigated in [9], and [10], where we proposed a three step, NMF based, optimization procedure to construct the parameters of the best approximate realization. The same approach, in slightly different contexts, has been later followed in [11] and [12], the latter proposing a two step algorithm based on estimated data instead of exact distributional data, with the second step carried out via linear programming.

The remainder of the paper is organized as follows. Section II contains preliminaries on HMMs. In Section III we introduce the pseudo Hankel matrix of the finite dimensional distributions of a stationary process and study its factorization properties for the class of HMMs. Section IV introduces the two-step approximation algorithm. The last Section discusses some of the numerical issues and provides examples of order reduction for HMMs.

II. PRELIMINARIES

A stochastic process $(Y_t)_{t \in \mathbb{N}}$ with values in $\mathcal{Y} = \{1, 2, \dots, m\}$ is a stationary *hidden Markov model* (HMM) of size N if for some process $(X_t)_{t \in \mathbb{N}}$, with values in $\mathcal{X} = \{1, \dots, N\}$, the pair (X_t, Y_t) is jointly stationary and, for all $y \in \mathcal{Y}, j \in \mathcal{X}$,

$$\begin{aligned} P(Y_{t+1} = y, X_{t+1} = j | X_t^-, Y_t^-) = \\ P(Y_{t+1} = y, X_{t+1} = j | X_t). \end{aligned} \quad (1)$$

This work was partially supported by the PRIL project – Regione Veneto
L. Finesso is with the Institute of Biomedical Engineering, ISIB-CNR, Padova, Italy. lorenzo.finesso@isib.cnr.it

A. Grassi is with the Department of Information Engineering, University of Padova, and a Research Associate with the Institute of Biomedical Engineering, ISIB-CNR, Padova, Italy. angela.grassi@dei.unipd.it

P. Spreij is with the University of Amsterdam, KdV Institute, The Netherlands. spreij@science.uva.nl

From (1) it follows that both, the pair $(S_t) := (X_t, Y_t)$, and (X_t) alone, are Markov chains, a property that shows why a HMM can always be described as a deterministic function of a Markov chain, i.e. the projection onto the second component of (S_t) . The distribution functions, $p_Y(y_1 \dots y_n) = P(Y_1^n = y_1^n)$, of (Y_t) are specified by the m nonnegative $N \times N$ matrices

$$m_{ij}(y) = P(Y_{t+1} = y, X_{t+1} = j \mid X_t = i),$$

and by a row vector $\pi = \pi A$, where $A = \sum_y M(y)$ is the transition probabilities matrix of (X_t) . For any (finite) string $w = y_1 \dots y_n$ one gets

$$p_Y(w) = \pi M(y_1) \dots M(y_n) e,$$

where $e = (1, \dots, 1)^\top \in \mathbb{R}^N$. Define $M(w) = M(y_1^n) = M(y_1)M(y_2) \dots M(y_n)$. It follows that, for any pair of (finite length) strings u and v , denoting by uv their concatenation, one has

$$p_Y(uv) = \pi M(u)M(v)e =: \pi(u)\gamma(v). \quad (2)$$

For any finite length strings u and v and any $y \in \mathcal{Y}$ the vectors $\pi(u) := \pi M(u)$ (row) and $\gamma(v) := M(v)e$ (column) satisfy the following relations

$$\begin{aligned} \pi(uy) &= \pi(u)M(y), & \pi(u) &= \sum_{y=1}^m \pi(yu), \\ \gamma(yv) &= M(y)\gamma(v), & \gamma(v) &= \sum_{y=1}^m \gamma(yv) \end{aligned} \quad (3)$$

In common usage the recurrence equations (the ones on the left) are called respectively *forward* equation (for π), and *backward* equation (for γ).

III. HANKEL MATRICES AND THEIR FACTORIZATIONS

We introduce two lexicographic orders on the set \mathcal{Y}^n . The *first lexical order* (*flo*), increasing from right to left, and the *last lexical order* (*llo*), increasing from left to right. By way of example, if $\mathcal{Y} = \{0, 1\}$ and $n = 2$, the strings in increasing *flo* are $(00, 10, 01, 11)$, while, in increasing *llo*, are $(00, 01, 10, 11)$.

Definition 1: (Hankel matrices of stationary processes) If $q_Y(\cdot)$ is the finite dimensional distribution of a stationary measure Q ,

$$\mathbf{H}_{nn}^Q := \|q_Y(u_r v_s)\|_{r,s},$$

where u_r and v_s run through *all of* \mathcal{Y}^n in *flo* and in *llo* respectively.

The matrix \mathbf{H}_{nn}^Q is generally called the Hankel matrix associated to Q , see e.g. [5], but it only has a structural resemblance to a genuine Hankel matrix. The Hankel matrices of HMM measures admit several nonnegative factorizations stemming from (2). Specifically, if p_Y is the finite dimensional distribution of a stationary HMM measure P ,

$$\begin{aligned} \mathbf{H}_{nn}^P &= \begin{bmatrix} \pi(u_1) \\ \vdots \\ \pi(u_\ell) \end{bmatrix} \begin{bmatrix} \gamma(v_1) & \dots & \gamma(v_\ell) \end{bmatrix} \\ &=: \mathbf{\Pi}_n \mathbf{\Gamma}_n, \end{aligned} \quad (4)$$

where $\mathbf{\Pi}_n$, and $\mathbf{\Gamma}_n$ are matrices of sizes $m^n \times N$ and $N \times m^n$ respectively ($\ell = m^n$).

The matrices $\mathbf{\Pi}_n$, and $\mathbf{\Gamma}_n$, in turn, can be factored as follows

$$\mathbf{\Pi}_n = [\mathbf{\Pi}_{n-1}M(1); \dots; \mathbf{\Pi}_{n-1}M(m)], \quad (5)$$

$$\mathbf{\Gamma}_n = [M(1)\mathbf{\Gamma}_{n-1}, \dots, M(m)\mathbf{\Gamma}_{n-1}], \quad (6)$$

where ";" and "," denote, respectively, vertical and horizontal stacking of the blocks. Introducing the matrix

$$\tilde{\mathbf{\Pi}}_n := [\mathbf{\Pi}_{n-1}M(1), \dots, \mathbf{\Pi}_{n-1}M(m)] \in \mathbb{R}_+^{m^{n-1} \times mN},$$

equations (5) can be compactly written

$$\tilde{\mathbf{\Pi}}_n = \mathbf{\Pi}_{n-1} \mathbf{M}, \quad \mathbf{\Gamma}_n = \mathbf{M} \mathbf{\Gamma}_{(n-1)}, \quad (7)$$

where

$$\begin{aligned} \mathbf{M} &:= [M(y_1), \dots, M(y_m)] \in \mathbb{R}_+^{N \times mN} \\ \mathbf{\Gamma}_{(n-1)} &:= \text{diag}(\mathbf{\Gamma}_{n-1} \dots \mathbf{\Gamma}_{n-1}) \in \mathbb{R}_+^{mN \times m^n}. \end{aligned} \quad (8)$$

Remark 1: Note that both $\mathbf{\Pi}_{n-1}$ and $\mathbf{\Gamma}_{n-1}$ are readily obtained from $\mathbf{\Pi}_n$ and $\mathbf{\Gamma}_n$ by way of the marginal relations (the ones on the right) given in (3).

IV. APPROXIMATION PROBLEM AND TWO-STEP ALGORITHM

We now pose the problem of best approximation of a given stationary process with a HMM of assigned size, convert it into an approximate nonnegative matrix factorization (NMF),¹ and propose an algorithm for its numerical solution. The following definition will be used throughout the paper.

Definition 2: (Divergence between positive matrices) Let $\mathbf{M}, \mathbf{N} \in \mathbb{R}_+^{m \times n}$,

$$D(\mathbf{M} \parallel \mathbf{N}) := \sum_{ij} (M_{ij} \log \frac{M_{ij}}{N_{ij}} - M_{ij} + N_{ij}). \quad (9)$$

We are now ready to pose the approximation problem as a nonnegative matrix factorization (NMF) problem.

Problem 1: Given a stationary probability measure Q on \mathcal{Y}^∞ and $N \in \mathbb{N}$, find the parameters $\{M^*(y), y \in \mathcal{Y}\}$ of a HMM of size N whose Hankel matrix $\mathbf{H}_{nn}^* = \mathbf{\Pi}_n^* \mathbf{\Gamma}_n^*$ ($n > 2N$) is closest to \mathbf{H}_{nn}^Q in divergence. More compactly: solve the minimization problem

$$\min_{\mathbf{\Pi}_n, \mathbf{\Gamma}_n} D(\mathbf{H}_{nn}^Q \parallel \mathbf{\Pi}_n \mathbf{\Gamma}_n), \quad (10)$$

under constraints $\mathbf{\Pi}_n, \mathbf{\Gamma}_n \geq 0$, $e^\top \mathbf{\Pi}_n e = 1$, and $\mathbf{\Gamma}_n e = e$.

The motivation for this setup comes from the fact that the distributions of a HMM of size N are fully determined by any of its Hankel matrices \mathbf{H}_{nn}^P with $n > 2N$ see e.g. [14]. The constraints are imposed by the definitions of the factors $\mathbf{\Pi}_n$ and $\mathbf{\Gamma}_n$ given above.

A minimizing nonnegative factorization $(\mathbf{\Pi}_n^*, \mathbf{\Gamma}_n^*)$ always exists, see [15], Proposition 2.1, but Problem 1 also calls for the construction of the corresponding parameters $M^*(y)$.

¹It has become commonplace in the applied literature to reserve the acronym NMF to denote the *approximate* Nonnegative Matrix Factorization problem, made popular by [13].

The analysis of the ideal case will serve as a guide. If Q were a HMM law, the following *exact* nonnegative factorizations would hold by equations (4) and (7)

$$\mathbf{H}_{nn}^Q = \mathbf{\Pi}_n^Q \mathbf{\Gamma}_n^Q, \quad (11)$$

$$\mathbf{\Gamma}_n = \mathbf{M} \mathbf{\Gamma}_{(n-1)}, \quad (12)$$

This can be considered as an ideal algorithm. Feeding into the system (11), (12) the input \mathbf{H}_{nn}^Q , which is known since Q is given, produces the output \mathbf{M} , whose blocks contain the parameters $M(y)$ sought for. In real situations these exact factorizations are generally not valid since Q might not be a HMM, or might be a HMM of order larger than N . This suggests constructing a two step algorithm where (11) and (12) are substituted with NMFs. The scheme below illustrates the two steps.

Step 1: Law Approximation Step

Given: \mathbf{H}_{nn}^Q

Problem: $\min_{\mathbf{\Pi}_n, \mathbf{\Gamma}_n} D(\mathbf{H}_{nn}^Q \| \mathbf{\Pi}_n \mathbf{\Gamma}_n)$

constraints $e^\top \mathbf{\Pi}_n e = 1, \mathbf{\Gamma}_n e = e$

Solution: $\mathbf{\Pi}_n^*, \mathbf{\Gamma}_n^*$.

Note that $\mathbf{\Pi}_n^*$ and $\mathbf{\Gamma}_n^*$ are of respective sizes $(m^n \times N)$ and $(N \times m^n)$. Using equation (8) one can build the matrix $\mathbf{\Gamma}_{(n-1)}^*$ needed below.

Step 2: Parametrization Step (version with $\mathbf{\Gamma}$)

Given: $\mathbf{\Gamma}_n^*, \mathbf{\Gamma}_{(n-1)}^*$

Problem: $\min_{\mathbf{M}} D(\mathbf{\Gamma}_n^* \| \mathbf{M} \mathbf{\Gamma}_{(n-1)}^*)$

constraint $\mathbf{M} e = e$

Solution: $\mathbf{M}^* = [M^*(y_1) \dots M^*(y_m)]$.

Note that the constraint $\mathbf{M} e = e$, imposed at Step 2, corresponds to the requirement that the transition matrix of the underlying Markov chain be stochastic. The resulting $A^* = \sum_y M^*(y)$ can be used to compute the parameter $\pi^* = \pi^* A^*$.

Step 1 of the algorithm behaves like a typical EM method, with convergence of the NMF algorithm to local minima of the divergence and dependence on the initial conditions $\mathbf{\Pi}_n^0, \mathbf{\Gamma}_n^0$. Step 2 behaves much better, as one of the factors is fixed. The following Lemma summarizes the convergence properties of NMF algorithms in the general setup of Step 2 of the algorithm. Although an easy consequence of the results in [16], to the best of our knowledge the Lemma was not introduced before, at least not in the literature on NMF method

Lemma 1: Let S and Γ be given stochastic matrices of sizes $m \times m$ and $N \times m$ respectively. Let M_0 be a given stochastic matrix of size $m \times N$ with strictly positive elements. The NMF iterative algorithm [13], [15] applied to the problem

$$\min_M D(S \| M \Gamma) \quad (13)$$

with initial condition M_0 , produces a sequence of matrices $M_k \rightarrow M^*$ (elementwise) where M^* is the minimizer of $D(S \| M \Gamma)$.

The proof follows directly from Theorem 5 of [16], once it is recognized that the problem is decoupled in the rows of M .

The analysis of the equations (4) and (7), valid in the ideal HMM case, shows that as an alternative one could write the system

$$\begin{aligned} \mathbf{H}_{nn}^Q &= \mathbf{\Pi}_n^Q \mathbf{\Gamma}_n^Q, \\ \tilde{\mathbf{\Pi}}_n &= \mathbf{\Pi}_{n-1} \mathbf{M}. \end{aligned}$$

This suggests that it would be possible to substitute Step 2 of the proposed algorithm with the alternative Step2.alt below. Note that from the output $\mathbf{\Pi}_n^*$ of Step 1, one can construct, as noted in Remark 1, the matrix $\mathbf{\Pi}_{n-1}^*$ and also repackage it, using equation (7), to form the matrix $\tilde{\mathbf{\Pi}}_n^*$.

Step 2.alt: Parametrization Step (version with $\mathbf{\Pi}$)

Given: $\tilde{\mathbf{\Pi}}_n^*, \mathbf{\Pi}_{n-1}^*$

Problem: $\min_{\mathbf{M}} D(\tilde{\mathbf{\Pi}}_n^* \| \mathbf{\Pi}_{n-1}^* \mathbf{M})$
constraint $\mathbf{M} e = e$

Solution: $\mathbf{M}^* = [M^*(y_1) \dots M^*(y_m)]$.

V. NUMERICAL SIMULATIONS

In this section we show the results of numerical simulations designed to assess the performance of the algorithm on HMM order reduction problems. We have also tried to evaluate possible differences in performance related to the version of Step 2 being used. We selected two examples. In both cases the given process is a 4 state HMM with binary output.

Example 1: The given HMM is specified by its transition probabilities matrix A and its read-out matrix B . Recall that $M(y) = AB_y$ where B_y is the diagonal matrix with the y -th column of B on the diagonal. For this example $y \in \{0, 1\}$.

$$A_1 = \begin{pmatrix} 0.3 & 0.15 & 0.1 & 0.45 \\ 0.1 & 0.5 & 0.2 & 0.2 \\ 0.25 & 0.15 & 0.35 & 0.25 \\ 0.2 & 0.35 & 0.4 & 0.05 \end{pmatrix},$$

$$B = \begin{pmatrix} 0.3 & 0.7 \\ 0.4 & 0.6 \\ 0.9 & 0.1 \\ 0.7 & 0.3 \end{pmatrix}.$$

Example 2: Same read-out matrix B as Example 1. The transition probabilities matrix is

$$A_2 = \begin{pmatrix} 0.125 & 0.3 & 0.025 & 0.55 \\ 0.4 & 0.4 & 0.025 & 0.175 \\ 0.\bar{3} & 0.\bar{3} & 0 & 0.\bar{3} \\ 0.2 & 0.5 & 0.025 & 0.275 \end{pmatrix}.$$

A. Discussion of Step 2 of the Algorithm

As seen at the end of the previous section, Step 2 of the algorithm can be implemented in two versions. We will call the first the Γ version and the alternative the Π version. By Lemma 1, and a variant of it, both NMFs are guaranteed to converge to the global optimum, irrespective of the initial condition M^0 . We are interested in evaluating numerically if there are significant differences in the speed of convergence of the Γ and Π versions of Step 2. For the purpose of this comparison Step 1 was fixed and taken as an order reduction step, from size 4 to size 2, for both Example 1 and Example 2. We tested, on each example, the Γ and the Π versions of Step 2, running for each 30 NMFs choosing M^0 randomly. The results were compared in terms of speed of convergence of the divergence and variability of the resulting M^* 's. As an index of variability of the M^* parameters we computed the sum of the sample variances of the elements of M^* resulting for each of the 30 runs, i.e.

$$R = \sum_{i=1}^N \sum_{j=1}^{2N} \frac{1}{T-1} \sum_{t=1}^T (M_{ij}^{*t} - \bar{M}_{ij}^*)^2,$$

where $N = 2$, is the size of the reduced HMM, $T = 30$ is the number of different initial conditions M^0 , and $\bar{M}_{ij}^* = \frac{1}{T} \sum_{t=1}^T M_{ij}^{*t}$. Fig. 1 and Fig. 2, relative to Example 1, display the variability index R and the averaged (over the 30 runs with randomly chosen M^0) divergence decay against the number of NMF iterations. Fig. 3 and Fig. 4 show the same for Example 2.

As expected, both versions of Step 2 are not sensitive to the initial conditions and the NMF iterations converge. What is particularly pleasing is that the resulting M^* is the same for both versions of Step 2. The divergence appears to converge much faster than the parameter M^* , a clear sign of the flatness of the criterion near optimality. Indicating with M_{Γ}^* and M_{Π}^* the parameters of the best approximation obtained with the two versions of Step 2, we see that, for Example 1

$$M_{\Gamma}^* = \begin{pmatrix} 0.26633 & 0.24781 & 0.31323 & 0.17263 \\ 0.20449 & 0.44350 & 0.21345 & 0.13856 \end{pmatrix},$$

$$M_{\Pi}^* = \begin{pmatrix} 0.26633 & 0.24778 & 0.31324 & 0.17265 \\ 0.20453 & 0.44349 & 0.21344 & 0.13855 \end{pmatrix},$$

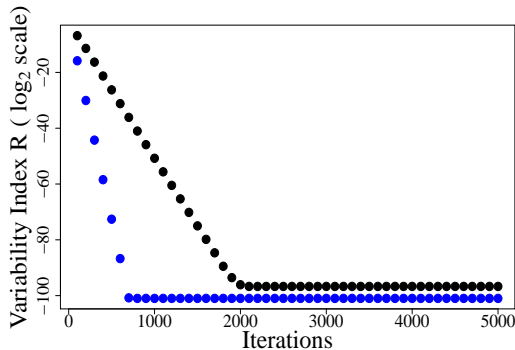


Fig. 1. Example 1 – Variability of M^* in Step 2 (average of 30 runs), Γ in black, Π in blue.

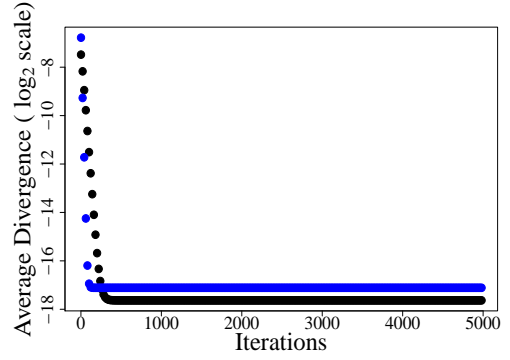


Fig. 2. Example 1 – Divergence decay in Step 2 (average of 30 runs), Γ in black, Π in blue.

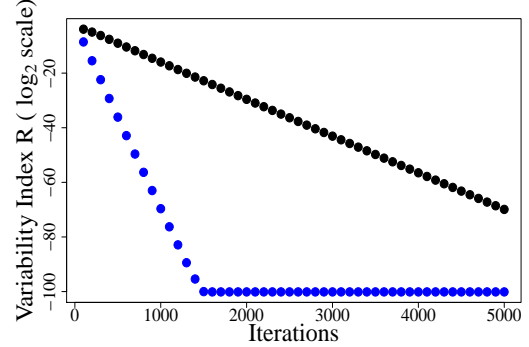


Fig. 3. Example 2 – Variability of M^* in Step 2 (average of 30 runs), Γ in black, Π in blue.

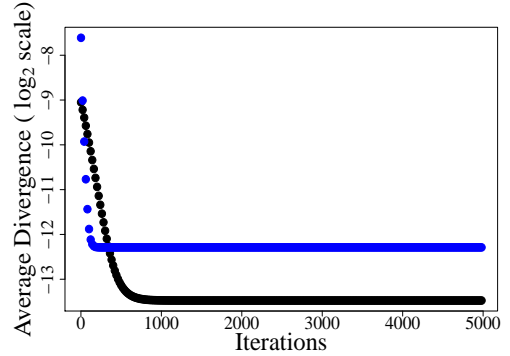


Fig. 4. Example 2 – Divergence decay in Step 2 (average of 30 runs), Γ in black, Π in blue.

and for Example 2

$$M_{\Gamma}^* = \begin{pmatrix} 0.28811 & 0.15352 & 0.29598 & 0.26239 \\ 0.25952 & 0.25451 & 0.14339 & 0.34258 \end{pmatrix},$$

$$M_{\Pi}^* = \begin{pmatrix} 0.28814 & 0.15364 & 0.29571 & 0.26251 \\ 0.25937 & 0.25451 & 0.14342 & 0.34271 \end{pmatrix}.$$

Results along the same lines were obtained running many examples, corresponding to different sizes of order reduction, and/or different given HMM processes. The speeds of convergence of the divergence for the two versions of Step 2 remain always comparable. The variability of M^* is sometimes slightly different for the two versions. The conclusion we drew is that there is not a version that systematically outperforms the other. For top performance in terms of variability it seems more appropriate to evaluate on a case by case basis which version is most suitable.

B. HMMs order reduction

We collect here the results of four experiments of HMM order reduction. For each of the HMMs of size 4 given as Example 1 and Example 2, we ran the algorithm to produce HMMs of order reduced to 3 and 2. In all cases Step 2 was performed in the Γ version. The set-up of the algorithm was fixed as follows: 3,000 NMF iterations for Step 1 in all cases, 3,000 and 20,000 NMF iterations for Step 2 for the order reductions $4 \rightarrow 2$ and $4 \rightarrow 3$ respectively. The number of NMF iterations was decided fixing a threshold on the M^* variability index, R . We randomly chose 30 initial conditions (Π_n^0, Γ_n^0) for Step 1. As the NMF problem posed in Step 1 is sensitive to initial conditions (it behaves like a standard EM) we obtained 30 different pairs (Π_n^*, Γ_n^*) at its output. We therefore had 30 different NMF problems as input to Step 2 leading to different M^* . In the following tables we report the divergence values, before and after each of the two steps of the algorithm (DIV1b, DIV1, DIV2b, DIV2) and the final divergence (DIV) between the original process and the best approximation obtained with the resulting M^* . Specifically Table I and Table II refer to the HMM order reduction $4 \rightarrow 2$ for Example 1 and Example 2 respectively. Likewise Table III and Table IV report the results of the order reduction $4 \rightarrow 3$ for the two examples. The high variability of the divergence after Step 2 (DIV2), especially in the case $4 \rightarrow 3$, is not surprising. It depends on the fact that each run corresponds to a different NMF problem for Step 2.

It is interesting to notice that the final divergence (DIV) between the original process and the best approximation have the same order of magnitude, irrespective of the random initializations for the NMFs of the two steps. In Fig. 5, relative to Example 1, and Fig. 6, relative to Example 2, are plotted the divergences between the original process and the output process of the algorithm for the order reduction case $4 \rightarrow 2$. Fig. 7 and Fig. 8 show the case $4 \rightarrow 3$. In the plots the best numerical approximations are highlighted in red.

TABLE I

EXAMPLE 1 – ORDER REDUCTION $4 \rightarrow 2$ – DIVERGENCE DECAYS

RUN	DIV1b	DIV1 $\times 10^9$	DIV2b	DIV2 $\times 10^6$	DIV $\times 10^7$
1	0.027	6.470	0.031	11.69	1.051
2	0.027	6.470	1.271	4.920	1.049
3	0.026	6.470	0.221	12.08	1.051
4	0.026	6.470	0.092	5.088	1.049
5	0.027	6.470	0.066	4.918	1.049
6	0.027	6.470	0.611	9.308	1.050
7	0.027	6.470	0.562	9.844	1.050
8	0.026	6.470	0.231	5.522	1.049
9	0.025	6.470	0.020	6.803	1.049
10	0.028	6.470	0.565	13.23	1.051
11	0.026	6.470	0.048	6.136	1.049
12	0.027	6.470	0.243	7.058	1.049
13	0.027	6.470	0.108	10.09	1.050
14	0.028	6.470	0.347	3.833	1.049
15	0.026	6.470	0.378	5.667	1.049

TABLE II

EXAMPLE 2 – ORDER REDUCTION $4 \rightarrow 2$ – DIVERGENCE DECAYS

RUN	DIV1b	DIV1 $\times 10^8$	DIV2b	DIV2 $\times 10^4$	DIV $\times 10^6$
1	0.015	6.601	0.046	4.198	1.020
2	0.014	6.601	0.886	0.878	1.007
3	0.014	6.601	0.154	3.915	1.018
4	0.014	6.601	0.023	0.744	1.007
5	0.014	6.601	0.009	0.737	1.007
6	0.013	6.601	0.212	3.468	1.016
7	0.013	6.601	0.452	1.814	1.009
8	0.013	6.601	0.137	1.612	1.008
9	0.014	6.601	0.076	1.014	1.007
10	0.014	6.601	0.287	3.579	1.017
11	0.013	6.601	0.154	1.761	1.009
12	0.014	6.601	0.219	2.330	1.011
13	0.014	6.601	0.364	1.666	1.009
14	0.015	6.606	0.273	0.496	1.007
15	0.014	6.601	0.215	1.148	1.007

TABLE III

EXAMPLE 1 – ORDER REDUCTION $4 \rightarrow 3$ – DIVERGENCE DECAYS

RUN	DIV1b	DIV1 $\times 10^9$	DIV2b	DIV2 $\times 10^3$	DIV $\times 10^7$
1	0.022	6.468	0.126	28.306	1.052
2	0.022	6.483	0.033	4.616	1.053
3	0.022	6.470	0.253	0.022	1.059
4	0.021	11.444	0.055	0.493	1.034
5	0.021	6.438	0.419	0.015	1.146
6	0.021	6.469	0.036	1.693	1.049
7	0.021	6.477	0.105	3.387	1.050
8	0.022	6.454	0.237	0.030	1.059
9	0.022	6.451	0.134	0.017	1.012
10	0.023	6.452	0.352	19.718	1.041
11	0.022	6.467	0.228	0.018	1.044
12	0.022	6.467	0.462	14.549	1.048
13	0.022	6.463	0.294	7.871	1.047
14	0.022	6.391	0.158	0.017	1.130
15	0.022	6.427	0.228	0.016	0.997

TABLE IV

EXAMPLE 2 – ORDER REDUCTION $4 \rightarrow 3$ – DIVERGENCE DECAYS

RUN	DIV1b	DIV1 $\times 10^8$	DIV2b	DIV2 $\times 10^2$	DIV $\times 10^6$
1	0.009	6.490	0.017	0.615	0.954
2	0.009	6.597	0.156	3.790	1.006
3	0.010	6.598	0.230	2.250	1.007
4	0.009	6.592	0.104	0.0316	0.999
5	0.009	6.634	0.129	1.086	1.029
6	0.008	6.615	0.216	0.057	1.039
7	0.008	6.479	0.278	0.7781	0.945
8	0.009	7.738	0.120	2.458	1.803
9	0.009	6.576	0.165	0.073	0.936
10	0.009	6.598	0.069	0.783	1.013
11	0.008	6.607	0.099	3.472	1.022
12	0.009	6.601	0.198	5.010	1.007
13	0.009	6.568	0.122	0.052	0.959
14	0.009	6.601	0.213	4.282	1.006
15	0.009	6.552	0.114	2.329	0.983

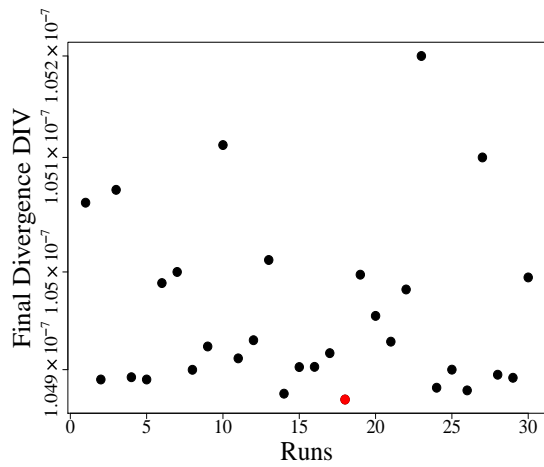


Fig. 5. Example 1 – reduction 4 → 2 – final divergence of the 30 runs.

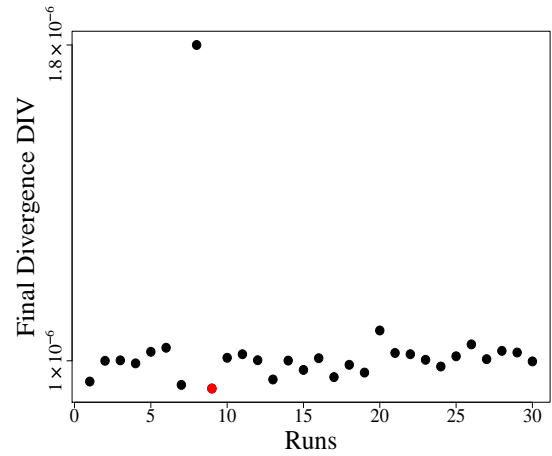


Fig. 8. Example 2 – reduction 4 → 3 – final divergence of the 30 runs.

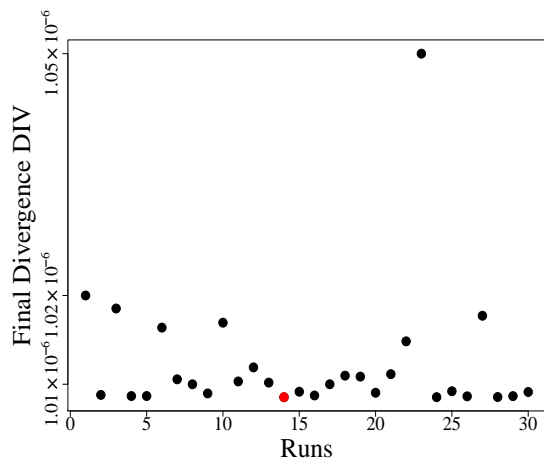


Fig. 6. Example 2 – reduction 4 → 2 – final divergence of the 30 runs.

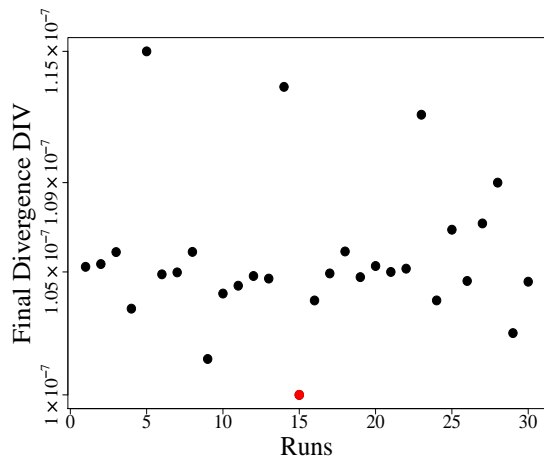


Fig. 7. Example 1 – reduction 4 → 3 – final divergence of the 30 runs.

REFERENCES

- [1] H. Furstenberg, *Stationary Processes and Prediction Theory*, Princeton University Press, Princeton, N.J.; 1960.
- [2] A. Heller, On Stochastic Processes Derived from Markov Chains, *Annals of Mathematical Statistics*, vol. 36, 1965, pp. 1286-1291.
- [3] G. Picci, "On the Internal Structure of Finite State Stochastic Processes", in *Recent Developments in Variable Structure Systems, Economics and Biology*, R.R. Mohler and A. Ruberti eds., LNEMS, vol. 162, Springer-Verlag, Berlin; 1978.
- [4] G. Picci and J.H. van Schuppen, "On the Weak Finite Stochastic Realization Problem", in *Filtering and Control of Random Processes*, H. Korezlioglu, G. Mazzitot and J. Szpirglas eds., LNCIS, vol. 61, Springer, New York; 1984.
- [5] B.D.O. Anderson, The Realization Problem for Hidden Markov Models, *Mathematics of Control, Signals, and Systems*, vol. 12, 1999, pp. 80-120.
- [6] M. Vidyasagar, The Realization Problem for Hidden Markov Models: the Complete Realization Problem, *Proc. of the 44th Conference on Decision and Control*, Seville, 2005, pp. 6632-6637.
- [7] M. Karan, B.D.O. Anderson and R.C. Williamson, A Note on the Calculation of a Probabilistic Distance Between Hidden Markov Models, *Proc. ISPACS 93, 2nd Intl Workshop on Intelligent Signal Proc. and Comm. Systems*, Sendai, 1993, pp. 93-98.
- [8] G. Han and B. Marcus, Analyticity of Entropy Rate of Hidden Markov Chains, *IEEE Trans. on Information Theory*, vol. 52, 2006, pp. 5251-5266.
- [9] L. Finesso and P. Spreij, Approximate Realization of Finite Hidden Markov Chains, *Proc. of the 2002 IEEE Information Theory Workshop*, Bangalore, India, 2002, pp. 90-93.
- [10] L. Finesso, A. Grassi and P. Spreij, Approximation of Stationary Processes by Hidden Markov Models, 2006, preliminary version Arxiv OC/0606591, to be published in *Mathematics of Control, Signals, and Systems*.
- [11] B. Vanluyten, J.C. Willems and B. De Moor, Matrix Factorization and Stochastic State Representations, *Proc. of the 45th IEEE Conference on Decision and Control*, San Diego, 2006, pp. 4188-4193.
- [12] G. Cybenko and V. Crespi, Learning Hidden Markov Models Using Non-Negative Matrix Factorization, 2008, arXiv:0809.4086v1.
- [13] D.D. Lee and H.S. Seung, Learning the Parts of Objects by Nonnegative Matrix Factorization, *Nature*, vol. 401, 1999, pp. 788-791.
- [14] J.W. Carlyle, "Stochastic Finite State System Theory", in *Systems Theory*, L. Zadeh and L. Polak eds., McGraw-Hill, New York, NY; 1969.
- [15] L. Finesso and P. Spreij, Nonnegative Matrix Factorization and I-Divergence Alternating Minimization, *Linear Algebra and its Applications*, vol. 416, 2006, pp. 270-287.
- [16] I. Csiszár and G. Tusnády, Information Geometry and Alternating Minimization Procedures, *Statistics & Decisions, supplement issue* vol. 1, 1984, pp. 205-237.
- [17] M. Vidyasagar, Stochastic Modelling Over a Finite Alphabet: Approximation Using the Kullback-Leibler Divergence Rate, *Proc. of the European Control Conference ECC'07*, Kos, 2007, Paper ThA06.1.
- [18] Software code in R, for the implementation of the algorithm, available online, <http://www.isib.cnr.it/~grassi/HMMs>