

COMMUTATION CLASSES OF DOUBLE WIRING DIAGRAMS

PATRICK DUKES AND JOE RUSINKO

ABSTRACT. We describe a new method for computing the graph of commutation classes of double wiring diagrams. Using these methods we compute the graph for five strings or less which allows us to confirm a positivity conjecture of Fomin and Zelevinsky when $n \leq 4$.

1. INTRODUCTION

Double wiring diagrams were introduced to study totally positive matrices and became a motivating example in the study of cluster algebras ([3], [4], [5]). In particular, the graph displaying the relationships among the commutation classes is a precursor to the exchange graph, and the relationships among the chamber minors are precursors to exchange relations.

In [5] Fomin and Zelevinsky define an n -stringed double wiring diagram as two sets of n piecewise linear lines (red and blue) such that each line intersects every other line of the same color exactly once. We number red lines from 1 to n with 1 on the top left and n on the bottom left. The blue lines are labeled in the reverse order. In addition, every chamber of the wiring diagram is labeled with a pair of subsets (r, b) where r (resp. b) is the subset of $\{1, 2, \dots, n\}$ identifying the red (resp. blue) strings which pass below the chamber. See Figure 1 for an example.

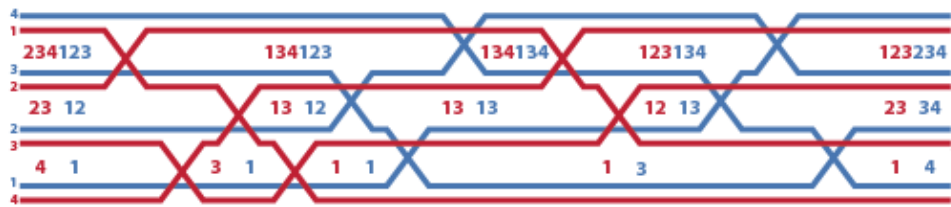


FIGURE 1. A four string double wiring diagram with chamber labels.

It is possible that slightly different wiring diagrams yield the same collection of chamber labels. Fomin and Zelevinsky consider two wiring diagrams which share the same collection of chamber labels *isotopic*. For single wiring diagrams such collections of diagrams are called commutation classes which have been studied in [1] [2]. To keep this connection clear, we use the term *commutation classes of double wiring diagrams*.

Any two commutation classes of double wiring diagrams can be linked by a sequence of the braid moves pictured in Figure 2 [5]. Note that in each exchange only one chamber label changes. We will call this label the *center of the braid move*.

Date: December 12, 2021.

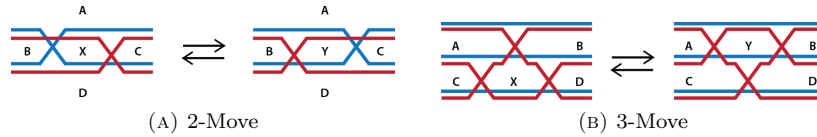


FIGURE 2. Braid Moves

Definition 1.1. The graph of commutation classes of wiring diagrams, Φ_n , has a unique vertex for every commutation class of double wiring diagram with n strings. Two vertices are connected by an edge if their wiring diagrams differ by a single braid move.

Fomin and Zelevinsky prove that Φ_n is a finite connected graph and compute Φ_3 [5]. In this paper we present a method for computing Φ_n and use it to construct Φ_4 and Φ_5 . We use these calculations to verify a positivity conjecture of Fomin and Zelevinsky when $n \leq 4$.

2. COMPUTING Φ_n

Definition 2.1. The quiver $Q(w)$ has vertices corresponding to chamber labels and an arrow from (r, b) to (r', b') if $r' = r \cup \{r_j\}$ and $b' = b \cup \{b_k\}$ for $r_j, b_k \in \{1, 2, \dots, n\}$.

Figure 3 shows $Q(w)$ for the wiring diagram pictured in Figure 1. As appropriate we may label the arrows of the quiver with the pair of numbers being adjoined to r and b , or simply by the red or blue numbers individually.

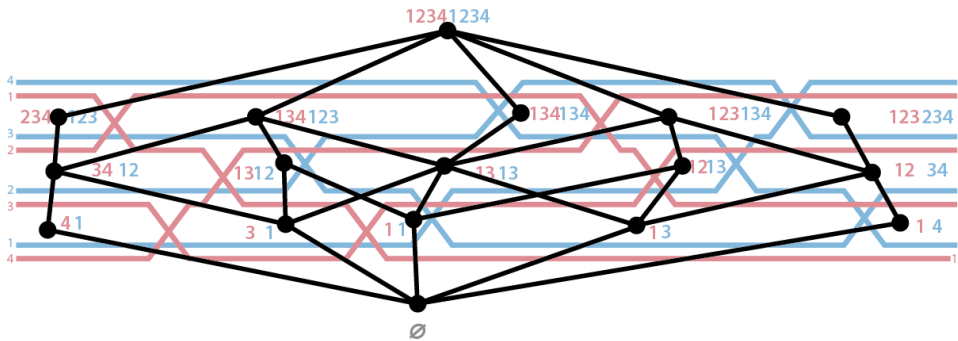


FIGURE 3. Quiver diagram

Definition 2.2. A subquiver is *complete* if it contains every arrow of Q which connects two vertices in the subquiver.

Definition 2.3. A subquiver is *full* if it contains every vertex of Q which lies within the boundary of the subquiver.

Theorem 2.4. *There exists a 3-move centered at label (r, b) if and only if $Q(w)$ contains one of the two complete, full subquiver shown in Figure 4.*

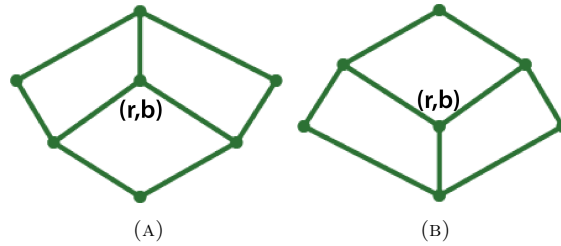


FIGURE 4. Subquivers for 3-move

Proof. Assume a 3-move exists. Then there must be a region of the wiring diagram isomorphic to Figure 2b. Constructing the subquiver from this diagram yields Figure 4.

Assume $Q(w)$ has a complete full subquiver isomorphic to Figure 4a. We examine the possible red labels for this subquiver. Since the bottom vertex is connected to the top by a path of length three, we know that only three distinct edge labels may appear in this subquiver. We label the left most path from the bottom to the top which passes through (r, b) x, y, z as pictured in Figure 5.

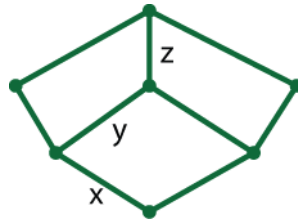


FIGURE 5

For each four-cycle in Figure 5 only two distinct edge labels may be used since the bottom and top vertices are connected by a path of length two. This limits the potential labelings to those in Figure 6. The case corresponding to picture *d*) in the figure can not exist because strings z and y are exchanged twice which contradicts the definition of a double wiring diagram.

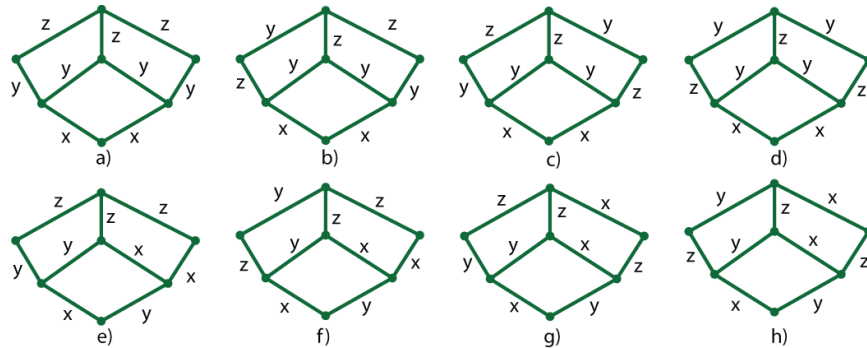


FIGURE 6. Labeled subquivers

Repeat this argument for the blue strings and label those cases A through H. We now determine which red and blue cases can be paired together. Since the labels must be distinct the only potential pairs are (a, H) , (b, G) , and (c, F) , and their opposites (h, A) , (g, B) and (f, C) .

If we draw a subquiver with the labels in the case (b, G) , as in Figure 7, we recover an extra arrow which contradicts the hypothesis that the subquiver was complete. The pairs (c, F) , (g, B) and (f, C) are symmetric to (b, G) so they are also eliminated. This leaves only (a, H) and (h, A) as possible labelings.

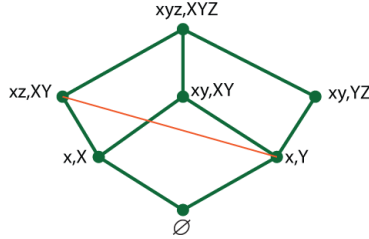


FIGURE 7

By symmetry of the labelings we may assume the edge labels are of type (h, A) . Since this subquiver is full, there are no missing vertices. This means that changes in chamber labels of the same cardinality indicate a unique braid crossing as pictured in Figure 8a.

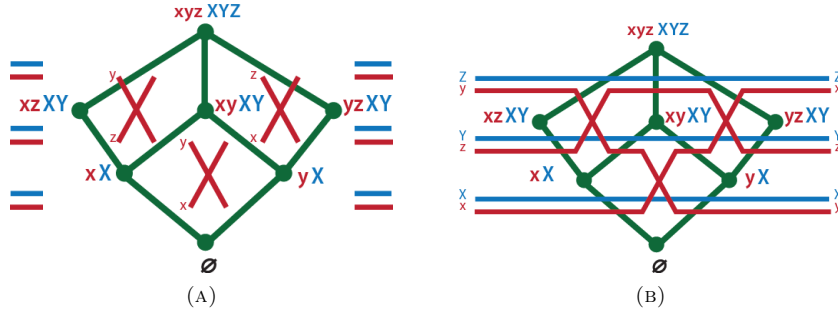


FIGURE 8. Reconstructed 3-move

No other crossings may occur in this region because the quiver is complete. Therefore the strings must connect without creating any other crossings. This yields the 3-move pictured in Figure 8b.

The proof for Figure 4b follows the same argument with reflected labels. \square

Theorem 2.5. *There exists a two move centered at label (r, b) if and only if $Q(w)$ contains the full subquiver shown in Figure 9.*

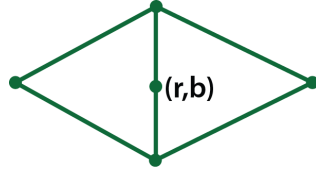


FIGURE 9. Subquiver for 2-move

Proof. Assume a two move exists. Then there must be a region of the wiring diagram isomorphic to Figure 2a. Constructing the quiver from this diagram yields the subquiver in Figure 9.

Now assume $Q(w)$ contains the full subquiver in Figure 9. We examine the possible red labels for the subquiver. Label the arrows to and from (r, b) as x and y . Since there is a path from the bottom vertex to the top vertex of length two, all arrows in the subquiver must be labeled x or y . Figure 10 shows the possible labelings. The case corresponding to picture $d)$ can be eliminated because it would require strings x and y to be exchanged twice.

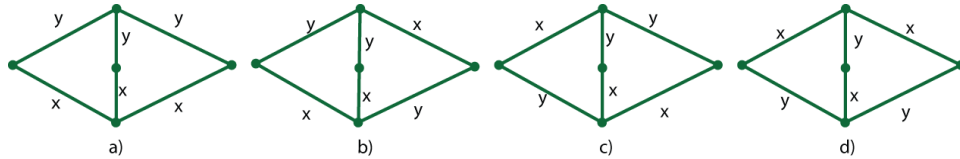


FIGURE 10

We construct a similar pattern of possibilities for the blue strings by labeling the arrows with X and Y . We need to determine which red and blue cases can be paired together. Since all of the labellings are distinct, the only potential pairs of cases are (b, C) and (c, B) (See Figure 11).

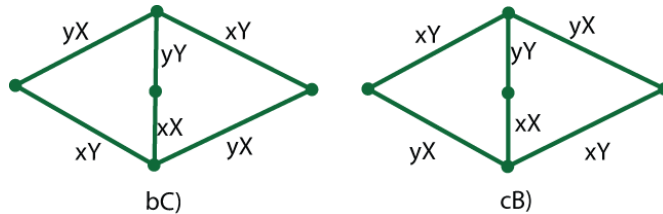


FIGURE 11

As the labelings are symmetric, we can assume without loss of generality that the diagram has edge labels of type (b, C) . Since this subquiver is full there are no missing vertices. This means that changes in chamber labels of the same cardinality indicate a unique braid crossing as pictured in Figure 12a.

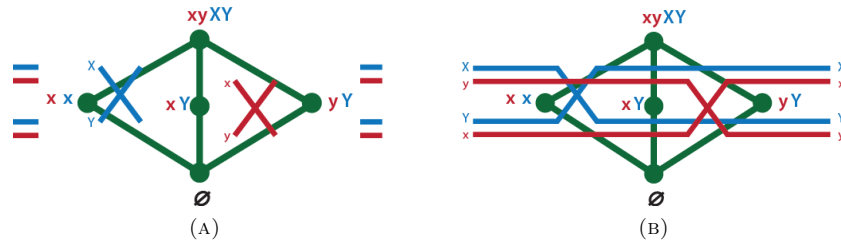
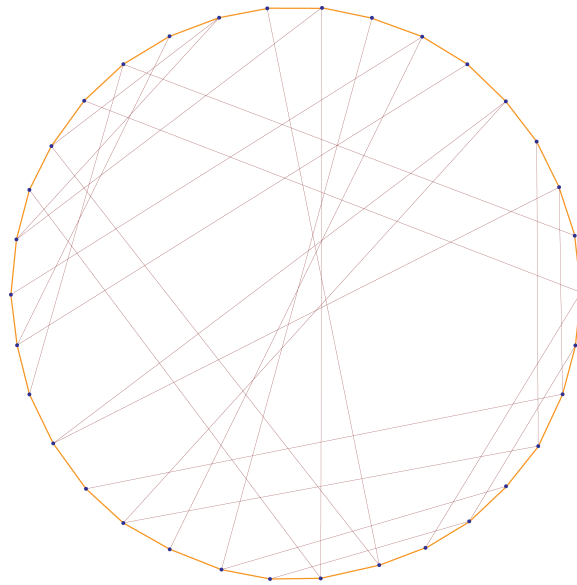


FIGURE 12. Reconstructed 2-move

Since no other crossings may occur in this region we connect the strings without creating any other crossings. Doing so yields the 2-move pictured in Figure 12b. \square

3. DESCRIBING Φ_n

Using theorems 2.4 and 2.5 we graph Φ_n for $n \leq 5$. The smallest graph Φ_2 consists of two vertices connected by an edge. The graph of Φ_3 first appeared in [5]. Figure 13 shows a new representation of Φ_3 which indicates the presence of a Hamiltonian path. Φ_4 is pictured in Figure 14 and Tables 1, 2 and 3 summarize information about Φ_n .

FIGURE 13. Φ_3 with Hamiltonian cycle highlighted




FIGURE 14. Depiction of Φ_4

	Φ_2	Φ_3	Φ_4	Φ_5
Vertices	2	34	4894	5520372
Edges	1	120	33300	60930112

TABLE 1. Φ_n edge and vertex data

	1	2	3	4	5	6	7	8	9
Φ_2	2								
Φ_3			16	18					
Φ_4				2	522	1362	1754	1054	200

TABLE 2. Number of vertices of given degree for Φ_n

	6	7	8	9	10	11
Φ_5	84	28584	198596	632028	1165732	1402756
	12	13	14	15	16	
Φ_5	1165888	651188	227520	44452	3544	

TABLE 3. Number of vertices of given degree for Φ_5

4. TOTAL POSITIVITY CONJECTURE

Definition 4.1. An $n \times n$ matrix M with entries in \mathbb{R} is called *totally positive* if all minors of M are positive.

Definition 4.2. (Fomin and Zelevinsky [5]) For each chamber label (r, b) of w we define the minor $\Delta_{r,b}$ to be the determinant of the matrix with rows of M corresponding to r and columns of M corresponding to b . We call the collection of all such minors the *chamber minors of w* .

Fomin and Zelevinsky proved that for any commutation class of double wiring diagrams w , a matrix M is totally positive if and only if all of its chamber minors are positive [5].

Conjecture 4.3. (Fomin and Zelevinsky [5]) *Every minor can be written as a Laurent polynomial with positive coefficients in terms of the chamber minors of w .*

Theorem 4.4. *The Fomin Zelevinsky conjecture is true for $n \leq 4$.*

Proof. In [5] Fomin and Zelevinsky show that if w and w' are linked by a braid move as pictured in Figure 2, then their chamber minors satisfy the equation

$$AD + BC = XY.$$

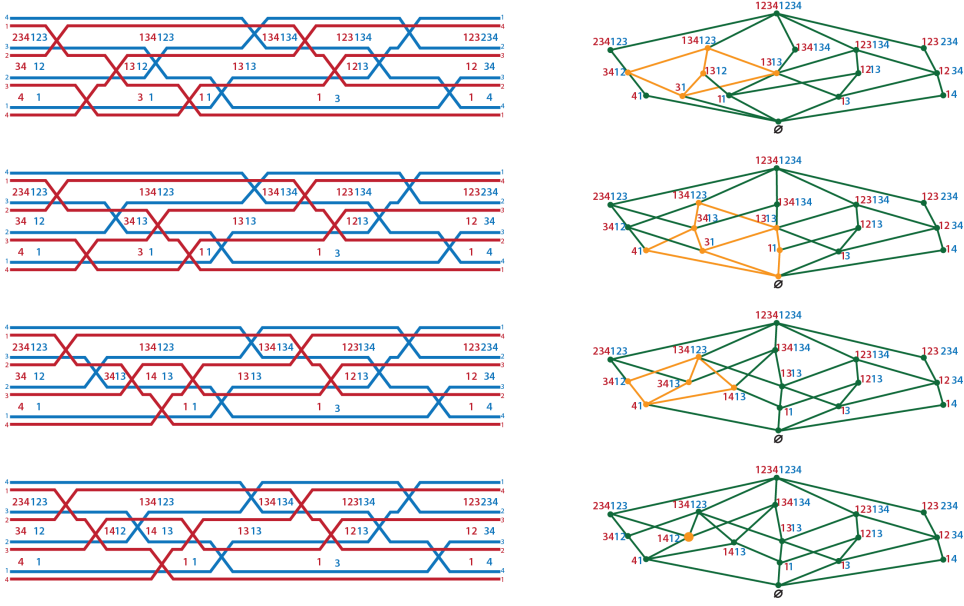
Using the program Fermat [7] and a C++ program written by the first author, we verify this conjecture using the following algorithm:

- (1) For each vertex $v \in \Phi_n$ and minor Δ find a path from v to a vertex v' such that Δ is a chamber minor of v' . This is possible since Φ_n is connected and every minor appears as the chamber minor for some double wiring diagram.
- (2) At each edge of this path use Fermat to compute the new minor as a Laurent polynomial in terms of the previous minors using the formula $Y = (AD + BC)/Z$. The Laurent Theorem [6] guarantees the result will be a Laurent polynomial in the chamber minors of v . Repeat the process until Δ is written as a Laurent polynomial in terms of the chamber minors of v .
- (3) Verify that the corresponding Laurent polynomial has all positive coefficients.

□

4.1. Example. We demonstrate that $\Delta_{14,12}$ can be written as a Laurent polynomial in the chamber minors of the wiring diagram in Figure 1 with positive coefficients.

- (1) The diagrams in Figure 15 determine a path in Φ_4 from the wiring diagram to a vertex that contains $\Delta_{14,12}$ as a chamber minor.

FIGURE 15. Path to $\Delta_{14,12}$

- (2) At each step we use Fermat to compute the new laurent polynomial.

$$\begin{aligned}\Delta_{34,13} &= \frac{\Delta_{34,12}\Delta_{13,13} + \Delta_{134,123}\Delta_{3,1}}{\Delta_{13,12}} \\ &= \Delta_{134,123}\Delta_{13,12}^{-1}\Delta_{3,1} + \Delta_{34,12}\Delta_{13,12}^{-1}\Delta_{13,13}\end{aligned}$$

$$\begin{aligned}\Delta_{14,13} &= \frac{\Delta_{1,1}\Delta_{34,13} + \Delta_{4,1}\Delta_{13,13}}{\Delta_{3,1}} \\ &= \Delta_{134,123}\Delta_{13,12}^{-1} + \Delta_{34,12}\Delta_{13,12}^{-1}\Delta_{13,13}\Delta_{3,1}^{-1}\Delta_{1,1} + \Delta_{13,13}\Delta_{4,1}\Delta_{3,1}^{-1}\end{aligned}$$

$$\begin{aligned}\Delta_{14,12} &= \frac{\Delta_{14,13}\Delta_{34,12} + \Delta_{134,123}\Delta_{4,1}}{\Delta_{34,13}} \\ &= \Delta_{34,12}\Delta_{3,1}^{-1}\Delta_{1,1} + \Delta_{13,12}\Delta_{4,1}\Delta_{3,1}^{-1}\end{aligned}$$

- (3) Observe that the coefficients in the expression of $\Delta_{14,12}$, in terms of the chamber minors, are all positive.

Remark 4.5. There are $34 \times 14 = 476$ pairs of vertices and chamber minors in Φ_3 , and $62 \times 4,894 = 303,420$ such combinations in Φ_4 . We are unable to confirm the conjecture for $n = 5$ since it would involve $242 \times 5,520,372 = 1,335,930,024$ computations involving extremely large laurent polynomials. When $n = 4$ the laurent polynomials in question frequently have over one hundred terms.

REFERENCES

- [1] Robert Bédard. On commutation classes of reduced words in Weyl groups. *European J. Combin.*, 20(6):483–505, 1999.
- [2] Roger Carter and Robert Marsh. Regions of linearity, Lusztig cones, and canonical basis elements for the quantized enveloping algebra of type A_4 . *J. Algebra*, 234(2):545–603, 2000. Special issue in honor of Helmut Wielandt.
- [3] Sergey Fomin and Andrei Zelevinsky. Cluster algebras. i. foundations. *J. Amer. Math. Soc.*, 15(2):497–529 (electronic).
- [4] Sergey Fomin and Andrei Zelevinsky. The laurent phenomenon. *Adv. in Appl. Math.*, 28(2):119–144.
- [5] Sergey Fomin and Andrei Zelevinsky. Total positivity: tests and parametrizations. *Math. Intelligencer*, 22(1):23–33.
- [6] Sergey Fomin and Andrei Zelevinsky. Double Bruhat cells and total positivity. *J. Amer. Math. Soc.*, 12(2):335–380, 1999.
- [7] Robert Lewis. Fermat computer algebra system, 2007.

DEPARTMENT OF MATHEMATICS ,WINTHROP UNIVERSITY,ROCK HILL SC 2973, USA
E-mail address: `pdukes3@gmail.com`

DEPARTMENT OF MATHEMATICS, WINTHROP UNIVERSITY, ROCK HILL SC 29733, USA
E-mail address: `rusinkoj@winthrop.edu`