

CANARD CYCLES AND POINCARÉ INDEX OF NON-SMOOTH VECTOR FIELDS ON THE PLANE

CLAUDIO A. BUZZI¹, TIAGO DE CARVALHO² AND PAULO R. DA SILVA³

ABSTRACT. This paper is concerned with closed orbits of non-smooth vector fields on the plane. For a subclass of non-smooth vector fields we provide necessary and sufficient conditions for the existence of canard kind solutions. By means of a regularization we prove that the canard cycles are singular orbits of singular perturbation problems which are limit periodic sets of a sequence of limit cycles. Moreover, we generalize the Poincaré Index for non-smooth vector fields.

1. INTRODUCTION

Piecewise-smooth systems are widespread within application areas such as engineering, economics, medicine, biology and ecology. The most common piecewise-smooth systems involve either a discontinuity in the vector field, or in the orbit given by the integral solution $x(t)$. In this paper we consider the former, that is, general systems where the vector field is independently defined on either side of a smooth codimension one switching manifold. Three possible regions of the manifold are then apparent. At a crossing region the component of the vector field normal to the switching manifold has the same direction on both sides of the manifold (sometimes called sewing instead of crossing). At a stable sliding region both normal components of the vector field point toward the manifold. At an unstable sliding region both normal components point away from the manifold. Piecewise-smooth systems with sliding are also known as Filippov systems. Clearly these three different scenarios lead to vastly different dynamics. An orbit that meets the switching manifold at a crossing region passes through it, but is non-differentiable at the crossing point. An orbit that impacts at a stable sliding region sticks becomes constrained (sticks) to the manifold. An orbit in an unstable sliding region slides along the switching manifold, but will depart it under any infinitesimal perturbation. Consequently, the only means by which a stable sliding orbit can escaping the switching manifold is tangentially, at the boundary of the sliding region. This leads to the observation that, under parameter variation, orbits in Filippov systems can

1991 *Mathematics Subject Classification.* Primary 34C20, 34C26, 34D15, 34H05.

Key words and phrases. Limit cycles, vector fields, singular perturbation, non-smooth vector fields, heteroclinic orbits, Poincaré index, canard cycles.

undergo a large variety of bifurcations, commonly called sliding bifurcations.

In this paper we study piecewise-smooth system on open regions on the plane. Let $\mathcal{U} \subseteq \mathbb{R}^2$ be an open set and $\Sigma \subseteq \mathcal{U}$ given by $\Sigma = f^{-1}(0)$, where $f : \mathcal{U} \rightarrow \mathbb{R}$ is a smooth function having $0 \in \mathbb{R}$ as a regular value (i.e. $\nabla f(p) \neq 0$, for any $p \in f^{-1}(0)$). Clearly Σ is the separating boundary of the regions $\Sigma_+ = \{q \in \mathcal{U} | f(q) \geq 0\}$ and $\Sigma_- = \{q \in \mathcal{U} | f(q) \leq 0\}$. We can assume that Σ is represented, locally around a point $q = (x, y)$, by the function $f(x, y) = y$.

Designate by χ^r the space of C^r vector fields on \mathcal{U} endowed with the C^r -topology with $r \geq 1$ or $r = \infty$, large enough for our purposes. Call $\Omega^r = \Omega^r(\mathcal{U}, f)$ the space of vector fields $X_0 : \mathcal{U} \setminus \Sigma \rightarrow \mathbb{R}^2$ such that

$$(1) \quad X_0(x, y) = \begin{cases} X_1(x, y), & \text{for } (x, y) \in \Sigma_+, \\ X_2(x, y), & \text{for } (x, y) \in \Sigma_-, \end{cases}$$

where $X_i = (f_i, g_i) \in \chi^r, i = 1, 2$. We write $X_0 = (X_1, X_2)$, which we will accept to be multivalued in the points of Σ . The trajectories of X_0 are solutions of $\dot{q} = X_0(q)$, which has, in general, discontinuous righthand side. The basic results of differential equations, in this context, were stated by Filippov in [5]. Related theories can be found in [6, 9, 12]. In this paper we consider finite discontinuities, i.e., the vector fields X_1 and X_2 are defined in the set $f^{-1}(0)$. Another kind of discontinuity of which the vector field tends to infinity when it approximates to the switching manifold can be obtained in the equations with impasse (more details in [10]).

In what follows we will use the notation $X_i.f(p) = \langle \nabla f(p), X_i(p) \rangle$.

We distinguish the following regions on the discontinuity set Σ :

- (i) $\Sigma_1 \subseteq \Sigma$ is the *sewing region* if $(X_1.f)(X_2.f) > 0$ on Σ_1 .
- (ii) $\Sigma_2 \subseteq \Sigma$ is the *escaping region* if $(X_1.f) > 0$ and $(X_2.f) < 0$ on Σ_2 .
- (iii) $\Sigma_3 \subseteq \Sigma$ is the *sliding region* if $(X_1.f) < 0$ and $(X_2.f) > 0$ on Σ_3 .

Consider $X_0 \in \Omega^r$. The *sliding vector field* associated to X_0 is the vector field X_0^s tangent to Σ_3 and defined at $q \in \Sigma_3$ by $X_0^s(q) = m - q$ with m being the point where the segment joining $q + X_1(q)$ and $q + X_2(q)$ is tangent to Σ_3 (see Figure 1). It is clear that if $q \in \Sigma_3$ then $q \in \Sigma_2$ for $-X_0$ and then we can define the *escaping vector field* on Σ_2 associated to X_0 by $X_0^e = -(-X_0)^s$. In what follows we use the notation X_0^Σ for both cases.

Our main interest here is to study a special kind of typical minimal sets of non-smooth vector fields which will be called non-smooth “*canard cycles*” (see Figure 2). A canard cycle is a graphic composed by pieces of orbit of X_1 , pieces of orbit of the sliding vector field X_0^Σ and/or pieces of orbit of X_2 . See Section 2 for a more precise definition.

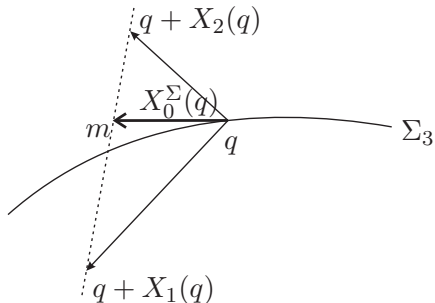


FIGURE 1. Fillipov's convention.

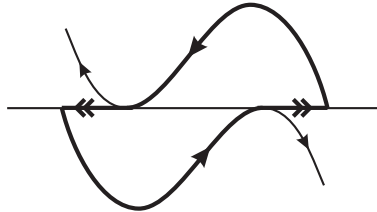


FIGURE 2. Canard cycle.

An approximation of the non-smooth vector field $X_0 = (X_1, X_2)$ by a 1-parameter family X_ϵ of smooth vector fields is called an ϵ -regularization of X_0 . We give the details about this process in section 4. A transition function is used to average X_1 and X_2 in order to get a family of smooth vector fields that approximates X_0 . The main aim is to deduce certain dynamical properties of the non-smooth dynamical system from the regularized system. What is familiar may or may not be a matter of taste, at least it depends a lot on the dynamical properties of one's interest. The regularization process developed by Sotomayor and Teixeira produces a singular problem for which the discontinuous set is a center manifold. Via a blow up we establish a bridge between non-smooth systems and the geometric singular perturbation theory.

Roughly speaking, the main results of this paper are the following:

- In our first result (Theorem 1), for a subclass of non-smooth vector fields, we provide necessary and sufficient conditions for the existence of canard kind solutions.
- In our second result (Theorem 2), following the ideas exposed in [8], we prove that hyperbolic canard cycles are limit sets, according Hausdorff distance, of families of (smooth) hyperbolic limit cycles (this fact is not proved in [8]). The regularization process plus a blow up produce a singular perturbation problem \mathcal{P}_ϵ . Our result implies that the canard cycle is the periodic limit set of closed orbits of \mathcal{P}_ϵ , with $\epsilon \rightarrow 0$. An open problem is to use the geometric singular perturbation theory proposed by Dumortier and Roussarie (center manifolds obtained via saturation by the flow plus blow up techniques, see [3] for details) to obtain the same result.
- In our third result (Theorem 3) we found an analogous for *Poincaré Index* in the case of non-smooth vector fields.

2. PRELIMINARIES AND STATEMENTS OF THE MAIN RESULTS

Consider $X_0 \in \Omega^r$. We say that $q \in \Sigma$ is a Σ -regular point if

- (i) $X_1 \cdot f(q) X_2 \cdot f(q) > 0$ or

- (ii) $X_1.f(q)X_2.f(q) < 0$ and $X_0^\Sigma(q) \neq 0$ (that is $q \in \Sigma_2 \cup \Sigma_3$ and it is not a singular point of X_0^Σ).

The points of Σ which are not Σ -regular are called Σ -singular. We distinguish two subsets in the set of Σ -singular points: Σ^c and Σ^f . We say that $q \in \Sigma^f$ is a *pseudo equilibrium* of X_0 if $X_0^\Sigma(q) = 0$ and we say that $q \in \Sigma^c$ is a Σ -contact point if $X_0^\Sigma(q) \neq 0$ and $X_1.f(q)X_2.f(q) = 0$ (q is a contact point of X_0^Σ).

A Σ -contact point $q \in \Sigma^c$ is a Σ -fold point of X_1 if $X_1.f(q) = 0$ but $X_1^2.f(q) \neq 0$. Moreover, $q \in \Sigma$ is a *visible* (resp. *invisible*) Σ -fold point of X_1 if $X_1.f(q) = 0$ and $X_1^2.f(q) > 0$ (resp. $X_1^2.f(q) < 0$). We say that q is a Σ -fold point of X_0 if it is a Σ -fold point either of X_1 or of X_2 .

A pseudo equilibrium $q \in \Sigma^f$ is a Σ -saddle provided one of the following condition is satisfied: (i) $q \in \Sigma_2$ and q is an attractor for X_0^Σ or (ii) $q \in \Sigma_3$ and q is a repeller for X_0^Σ . A pseudo equilibrium $q \in \Sigma$ of X_0 is a Σ -repeller (resp. Σ -attractor) provided $q \in \Sigma_2$ (resp. $q \in \Sigma_3$) and q is a repeller (resp. attractor) for X_0^Σ . A point $q \in \Sigma$ is a **hyperbolic pseudo equilibrium** of X_0 if q is a hyperbolic equilibrium point of X_0^Σ .

Definition 1. Consider $X_0 \in \Omega^r$.

- (1) A curve Γ is a **canard cycle** if Γ is closed and
- Γ contains arcs of at least two of the vector fields $X_1|_{\Sigma_+}$, $X_2|_{\Sigma_-}$ and X_0^Σ or is composed by a single arc of X_0^Σ ;
 - the transition between arcs of X_1 and arcs of X_2 happens in sewing points (and vice versa);
 - the transition between arcs of X_1 (or X_2) and arcs of X_0^Σ happens through Σ -fold points or regular points in the escape or sliding arc, respecting the orientation. Moreover if $\Gamma \neq \Sigma$ then there exists at least one visible Σ -fold point on each connected component of $\Gamma \cap \Sigma$.
- (2) Let Γ be a canard cycle of X_0 . We say that
- Γ is a **canard cycle of kind I** if Γ meets Σ just in sewing points;
 - Γ is a **canard cycle of kind II** if $\Gamma = \Sigma$;
 - Γ is a **canard cycle of kind III** if Γ contains at least one visible Σ -fold point of X_0 .
- In Figures 3, 4 and 2 appear canard cycles of kind I, II and III respectively.
- (3) Let Γ be a canard cycle. We say that Γ is **hyperbolic** if
- Γ is of kind I and $\eta'(p) \neq 1$ where η is the first return map defined on a segment T with $p \in T \cap \gamma$;
 - Γ is of kind II;
 - Γ is of kind III and or $\Gamma \cap \Sigma \subseteq \Sigma_1 \cup \Sigma_2$ or $\Gamma \cap \Sigma \subseteq \Sigma_1 \cup \Sigma_3$.

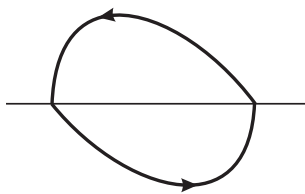


FIGURE 3. Canard cycle of kind I.

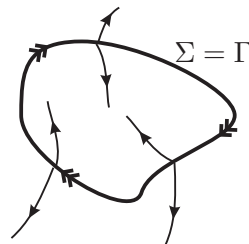


FIGURE 4. Canard cycle of kind II.

In [8] is proved that the ϵ -regularization of non-smooth vector fields X_0 with hyperbolic canard cycles has hyperbolic limit cycles.

Definition 2. Let $(\overrightarrow{AB})_{X_i}$ be an arc of X_i joining the visible Σ -fold point A to the point $B = X_i \cap \Sigma$. We say that $(\overrightarrow{AB})_{X_i}$ has **focal kind** if there is not Σ -fold points between A and B (see Figure 5) and we say that $(\overrightarrow{AB})_{X_i}$ has **graphic kind** if it has only one Σ -fold point between A and B (see Figure 6), $i = 1, 2$.

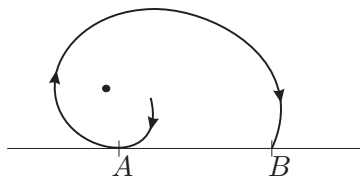


FIGURE 5. Focal kind arc.

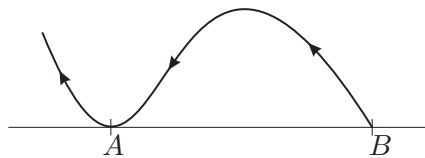


FIGURE 6. Graphic kind arc.

We remark that for a hyperbolic canard cycle we have that each connected component of $\Gamma \cap \Sigma$ has only one Σ -fold point (See [8] for more details).

By using the previous notation, our results are:

Theorem 1. Let $X_0 = (X_1, X_2) \in \Omega^r$ be a non-smooth vector field with X_0 presenting only one Σ -fold point A which is visible. Denote γ_1 the arc of X_i ($i = 1$ or $i = 2$) which passes through A and call B the transversal contact point of γ_1 with Σ . Then X_0 has a canard cycle Γ if and only if the following conditions are satisfied: (i) the component γ_1 of Γ which passes through A is a focal kind arc; (ii) $X_1 f \cdot X_2 f < 0$ in $(A, B]$ and (iii) $\{X_1, X_2\}$ is a linearly independent set in $[A, B]$. Moreover, Γ is of kind III.

Theorem 2. Let Γ_0 be a hyperbolic canard cycle of X_0 . Then for any $\epsilon > 0$ the regularized vector field X_ϵ , has a hyperbolic limit cycle Γ_ϵ such that $\Gamma_\epsilon \rightarrow \Gamma_0$ when $\epsilon \rightarrow 0$.

We remark that the Hausdorff distance between compact sets of \mathbb{R}^2 is:

$$D(K_1, K_2) = \max_{z_1 \in K_1, z_2 \in K_2} \{d(z_1, K_2), d(z_2, K_1)\}.$$

Theorem 3. *Let Γ_0 be a hyperbolic canard cycle of the non-smooth vector field X_0 . If $\{p_1, \dots, p_k\}$ is the set of fixed or pseudo equilibrium points (all hyperbolic) of X_0 inside Γ_0 then the index of Γ_0 with respect to X_0 is the sum of the index of p_i , for $i = 1, \dots, k$. Moreover, this sum is equal to one.*

In section 5 we will define index of non-smooth vector fields.

The paper is organized as follows. In Sections 3, 4 and 5 we prove Theorems 1, 2 and 3, respectively. In section 6 we apply Theorem 1 to study a class of non-smooth vector fields $X_0 \in \Omega^r$ with just one focal kind arc and its bifurcation and we use the singular perturbation theory to study hyperbolic canard cycles.

3. PROOF OF THE THEOREM 1

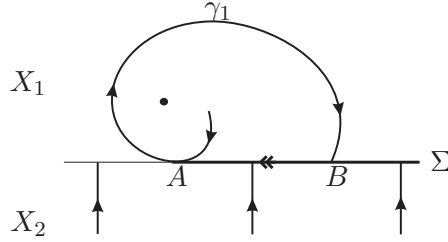
In this section we prove the first result of the paper.

Proof. First we prove that (i),(ii) and (iii) imply the existence of the canard cycle. Since $X_1 f \cdot X_2 f < 0$ in $(A, B]$ the piece of Σ between A and B is part of a escaping region or a sliding region. Moreover since $\{X_1, X_2\}$ is a linearly independent set in $[A, B]$ the system does not have pseudo equilibrium points in $[A, B]$. Without lost of generality, $[A, B]$ is part of the sliding region like in Figure 7. The curve $\Gamma = \gamma_1 \cup [B, A]$ is a hyperbolic canard cycle of kind III. We remark that this canard cycle takes place in just one side of Σ .

Now we prove that (i),(ii) and (iii) are necessities conditions for the existence of this particular kind of canard cycle. Since Γ is a hyperbolic canard cycle of kind III with just one Σ -fold point, Γ takes place in just one side of Σ . In fact, if it does not occur, then Γ returns to Σ at least twice and so there exists at least a second Σ -fold point. Without lost of generality we suppose that Γ is on the side corresponding to X_1 . We denote by γ_1 the part of the cycle Γ which is a trajectory of X_1 . Thus we have that γ_1 is a focal kind arc because if it is a graphic kind arc then there is another Σ -fold point on (A, B) (see Figure 7). Since Γ has no one arc of X_2 , the point B belongs to an escaping region or a sliding region and so $X_1 f(B) \cdot X_2 f(B) < 0$. Let us assume that $B \in \Sigma_3$. Since γ_1 meets Σ in the point B , the flow slides via X_0^Σ until the point A because there are not another Σ -fold point between A and B ; therefore $X_1 f \cdot X_2 f < 0$ in $(A, B]$. Moreover, the linear independence of $\{X_1, X_2\}$ on $[A, B]$ follows from the non-existence of pseudo equilibrium points on $[A, B]$. ■

Now, we will define an auxiliar function which will be useful in the sequel.

Take $(A, B) \subset \Sigma_2 \cup \Sigma_3$ contained in the escaping or in the sliding region. In (A, B) consider the point $C = (C_1, C_2)$, the vectors $X_1(C) = (D_1, D_2)$ and $X_2(C) = (E_1, E_2)$ (as illustrated in Figure 8). The straight segment passing through $C + X_1(C)$ and $C + X_2(C)$ meets Σ in a point $p(C)$. We

FIGURE 7. Canard cycle with just one Σ -fold point.

define the C^r -application

$$\begin{aligned} p : (A, B) &\longrightarrow \Sigma \\ z &\longmapsto p(z). \end{aligned}$$

We can choose local coordinates such that Σ is the x -axis; so $C = (C_1, 0)$ and $p(C) \in \mathbb{R} \times \{0\}$. The *direction function* on Σ is defined by

$$\begin{aligned} H : (A, B) &\longrightarrow \mathbb{R} \\ z &\longmapsto p(z) - z. \end{aligned}$$

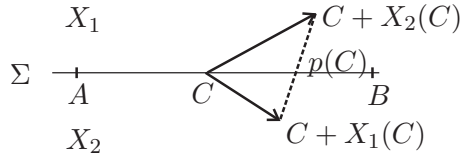


FIGURE 8. Direction function.

We have that H is a C^r -application and

- if $H(C) < 0$ then the orientation of X_0^Σ in a small neighborhood of C is from B to A ;
- if $H(C) = 0$ then $C \in \Sigma^f$;
- if $H(C) > 0$ then the orientation of X_0^Σ in a small neighborhood of C is from A to B .

Simple calculations shows that $p(C_1) = \frac{(D_1+C_1)(E_2)-(D_2)(E_1+C_1)}{(E_2)-(D_2)}$.

Assuming all the hypothesis of Theorem 1 we have the following corollary.

Corollary 1. *The non-smooth vector field X_0 has a canard cycle Γ if and only if the direction function $H : [A, B] \longrightarrow \mathbb{R}$ is a well defined function and it has no zeros. Moreover, Γ is of kind III.*

4. PROOF OF THEOREM 2

First of all we present the concept of ϵ -regularization of non-smooth vector fields. It was introduced by Sotomayor and Teixeira in [9]. The regularization gives the mathematical tool to study the stability of these systems,

according to the program introduced by Peixoto. The method consists in the analysis of the regularized vector field which is a smooth approximation of the non-smooth vector field. Using this process we get a 1-parameter family of vector fields $X_\epsilon \in \chi^r(K, \mathbb{R}^2)$ such that for each $\epsilon_0 > 0$ fixed we have

- (i) X_{ϵ_0} is equal to X_1 in all points of Σ_+ whose distance to Σ is bigger than ϵ_0 ;
- (ii) X_{ϵ_0} is equal to X_2 in all points of Σ_- whose distance to Σ is bigger than ϵ_0 .

Definition 3. A C^∞ function $\varphi : \mathbb{R} \rightarrow \mathbb{R}$ is a transition function if $\varphi(x) = -1$ for $x \leq -1$, $\varphi(x) = 1$ for $x \geq 1$ and $\varphi'(x) > 0$ if $x \in (-1, 1)$. The ϵ -regularization of $X_0 = (X_1, X_2)$ is the 1-parameter family $X_\epsilon \in \chi^r$ given by

$$(2) \quad X_\epsilon(q) = \left(\frac{1}{2} + \frac{\varphi_\epsilon(f(q))}{2} \right) X_1(q) + \left(\frac{1}{2} - \frac{\varphi_\epsilon(f(q))}{2} \right) X_2(q).$$

with $\varphi_\epsilon(x) = \varphi(x/\epsilon)$, for $\epsilon > 0$.

In order to prove Theorem 2 we need to construct a special neighborhood of arbitrary diameter for hyperbolic canard cycles.

Construction of a neighborhood of diameter μ around a hyperbolic canard cycle. Here we describe a method to construct a tubular neighborhood of diameter μ around a hyperbolic canard cycle. This presentation is done for canard cycles of kind III, but the ideas can also be extended for kinds I or II. We will be particularly interested in two of them: the ones that take place on just one side of Σ and with just one visible Σ -fold point and the ones that take place on the two sides of Σ with two visible Σ -fold points (one for X_1 and another one for X_2).

Case 1- One Σ -fold point. Denote by Γ the hyperbolic canard cycle of kind III with just one Σ -fold point and with orientation showed in Figure 9 (the reverse orientation is treated in a similar way). Consider the strip of diameter μ around $\Sigma = \{y = 0\}$. Let p_1 and q_1 be points in $\{y = \mu\} \cap \Gamma$. Take an arc γ_2 of the vector field X_1 passing to the point $p_2 \in \{y = \mu\}$ in such a way that p_2 stays on the left of p_1 and such that γ_2 returns to the line $y = \mu$ in a point q_2 which is in a neighborhood of q_1 . Take this trajectory satisfying $d(\Gamma, \gamma_2) < \frac{\mu}{2}$ (this is possible by the continuity of X_1). Let r_1 be the point where the arc of X_1 through by p_1 first meets the straight line $y = \mu$ for negative time. Analogously take an arc γ_1 of the field X_1 passing by the point r_2 in such a way that r_2 stays on the left of r_1 and such that γ_1 has second return to $y = \mu$ in a point q_3 which is in a neighborhood of q_1 . Take this trajectory satisfying $d(\Gamma, \gamma_1) < \frac{\mu}{2}$. On Σ , on the left of the Σ -fold point A , the flow of X_1 is oriented to up, so it is possible to construct a transversal section σ_2 joining p_2 to the straight line $y = 0$ in such a way

that the same trajectories of X_1 cross transversally σ_2 and the segment $\overline{p_2 p_1}$. Take t_2 the point where σ_2 meets the straight line $y = 0$ satisfying $d(\Gamma, \sigma_2) < \mu$, as before. Moreover, on Σ , on the right of the point B , the flow of X_1 is oriented for down, so it is possible to construct a transversal section θ_2 joining q_2 to the straight line $y = 0$ in such a way that the trajectories of X_1 that cross transversally θ_2 do not cross the segment $\overline{q_1 q_2}$. Let s_2 be the point where θ_2 meets the straight line $y = 0$ (here we also need to take care for $d(\Gamma, \theta_2) < \mu$). Since $[A, B]$ is a sliding region, the flow of X_2 is transversal to Σ . In the straight line $y = -\mu$, consider the points u_2 and v_2 (u_2 is on the left of v_2) satisfying that the trajectories of X_2 crossing the transversal sections $\lambda_2 = \overline{t_2 u_2}$ and $\delta_2 = \overline{s_2 v_2}$ meet transversally Σ at the segment $\overline{t_2 s_2}$ (again, we need to take care for $d(\Gamma, \lambda_2) < \mu$ and $d(\Gamma, \delta_2) < \mu$).

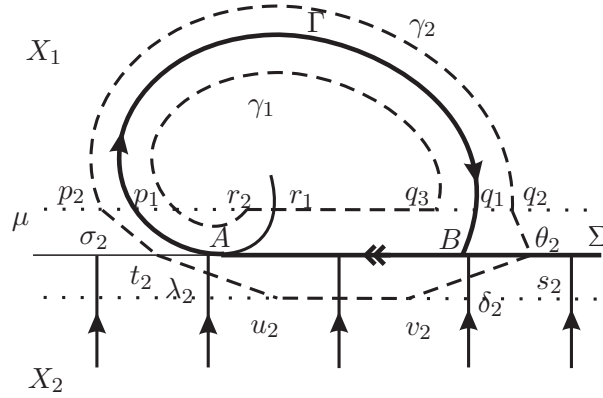


FIGURE 9. Tubular neighborhood of a canard cycle with one Σ -fold.

In this way, the strip defined by the closed curve $\gamma_1 \cup \overline{q_3 r_2}$ and by the closed curve $\gamma_2 \cup \theta_2 \cup \delta_2 \cup \overline{v_2 u_2} \cup \lambda_2 \cup \sigma_2$ is a tubular neighborhood of Γ of diameter μ . Note that the flow of $X_0 = (X_1, X_2)$ is arriving in this neighborhood and never it departs from it.

Case 2- Two Σ -fold points. Now we study the hyperbolic canard cycles of kind III with two visible Σ -fold points, being one for X_1 and the other one for X_2 , like showed in Figure 10. We work with canard cycles Γ that have only escaping regions on $\Sigma = \{y = 0\}$ (the case with sliding regions is treated similarly). Consider the strip of diameter μ around Σ . Let p_1 and q_1 be points in $\{y = \mu\} \cap \Gamma$. Take an arc γ_1 of the vector field X_1 through $t_1 \in \{y = \mu\}$ satisfying that t_1 stays on the left of p_1 and such that γ_1 returns to the line $y = \mu$ in a point u_1 which is in a neighborhood of q_1 . Take this trajectory satisfying that $d(\Gamma, \gamma_1) < \frac{\mu}{2}$. Take an arc σ_1 of the vector field X_1 through $v_1 \in \{y = \mu\}$ satisfying that v_1 stays on the right of p_1 and such that σ_1 has second return on the straight line $y = \mu$ in a point x_1 , even take this trajectory with the particularity that $d(\Gamma, \sigma_1) < \frac{\mu}{2}$. We repeat the same argument for the vector field X_2 and we found the points

p_2, q_2, t_2, u_2, v_2 and x_2 respectively, and the curves γ_2 and σ_2 . Let c be the point on $\Sigma \cap \sigma_2$, d be the point on $\Sigma \cap \gamma_1$, e be the point on $\Sigma \cap \gamma_2$ and f be the point on $\Sigma \cap \sigma_1$ as indicated in Figure 10. On Σ , take the points g on the left of c , h between A and d , i between e and A' and j on the right of f ; satisfying that the arcs θ_1 (joining g to x_1), ρ_1 (joining u_1 to h), η_1 (joining i to t_1) and π_1 (joining v_1 to j) are transversal sections for X_1 and the arcs θ_2 (joining g to v_2), ρ_2 (joining h to t_2), η_2 (joining u_2 to i) and π_2 (joining j and x_2) are transversal sections for X_0 with the distance from Γ to any one of this arcs less than μ .

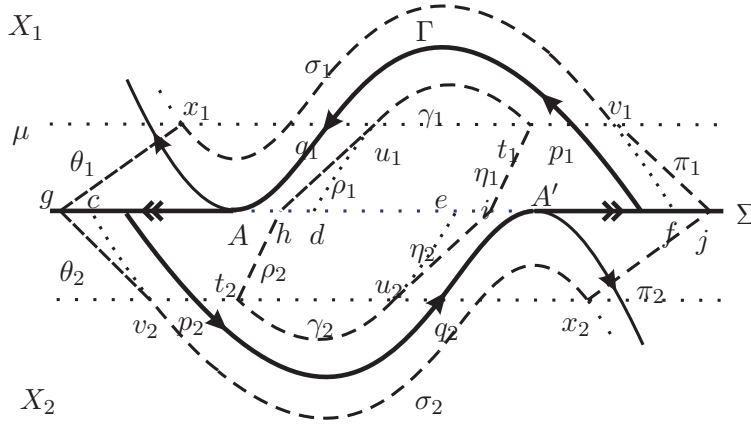


FIGURE 10. Tubular neighborhood for canard cycles of kind III with two Σ -fold points.

In this way, the strip defined by the closed curve $\gamma_1 \cup \rho_1 \cup \rho_2 \cup \gamma_2 \cup \eta_2 \cup \eta_1$ and by the closed curve $\sigma_1 \cup \theta_1 \cup \theta_2 \cup \sigma_2 \cup \pi_2 \cup \pi_1$ is a tubular neighborhood for Γ of diameter μ . Note that the flow of $X_0 = (X_1, X_2)$ is departing from the tubular neighborhood and never it arrives in it.

- Since this neighborhood bounds a region where the non-smooth vector field $X_0 = (X_1, X_2)$ is arriving in or it is departing from them, it makes sense to say *attractor canard cycle* or *repeller canard cycle*.
- In the neighborhoods constructed before we allow that trajectories can make part of them, however it is possible to do it with the flow of X_0 being transversal to the boundaries of the tubular neighborhoods. In fact, it is enough to replace the trajectories by transversal curves. It is important for the construction of the tubular neighborhood of the canard cycles of kind I. Thus we make a construction like we made before but now we can use for this, the first return application η and thus if $\eta' < 1$ we have an attractor canard cycle and if $\eta' > 1$ we have a repeller canard cycle.
- For canard cycles of kind II is enough to take the strip of diameter μ in the beginning of the construction as the tubular neighborhood.

- Any other hyperbolic canard cycle is an arrangement of pieces of the canard cycles described above and so we can construct a tubular neighborhood for it arranging the previous tubular neighborhoods.

Proof of Theorem 2. Let Γ_0 be a canard cycle of X_0 and let V_ϵ be a tubular neighborhood of diameter ϵ around Γ_0 . Since X_0 is transversal to the boundary of V_ϵ , by continuity, the regularized vector field X_ϵ also is transversal to the boundary of V_ϵ . Assume that Γ_0 is an attractor canard cycle, so the flow of X_0 is arriving in the neighborhood V_ϵ and consequently the flow of X_ϵ also is arriving in the neighborhood V_ϵ . As there are not fixed points in V_ϵ , applying the Poincaré-Bendixson Theorem we conclude that there exists an attractor limit cycle Γ_ϵ inside V_ϵ . Moreover with a more detailed analysis we can prove that it is hyperbolic (see [8] for instance). Since every paths that compose V_ϵ depends continuously of ϵ we have that the diameter of the tubular neighborhood is a continuous function of the variable ϵ . Therefore making $\epsilon \rightarrow 0$ we conclude that $\Gamma_\epsilon \rightarrow \Gamma_0$ (see Figure 11). ■

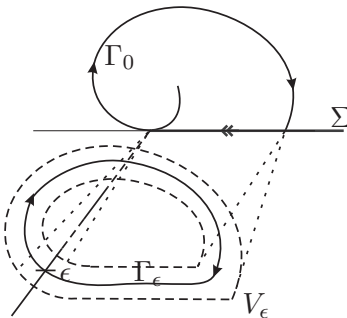


FIGURE 11. Cycles convergence.

We remark that if Γ_0 is an attractor (resp. repeller) hyperbolic canard cycle of X_0 , then the same occurs for Γ_ϵ and X_ϵ .

5. PROOF OF THEOREM 3

Now we start our discussion about the third result. Let $I = [0, 1]$ be an interval and $\sigma : I \rightarrow \mathcal{U}$ be an oriented closed continuous path. Suppose that there are no critical points of X_0 on σ . Let us move a point P along the curve in the counterclockwise direction. The vector $X_0(P)$ will rotate during the motion. When P returns to its starting place after one revolution along the curve σ , $X_0(P)$ also returns to its original position. During the journey $X_0(P)$ will make some whole number of revolutions. Counting these revolutions positively if they are counterclockwise, negatively if they are clockwise, the resulting algebraic sum of the number of revolutions is called the *index of σ with respect to X_0* , and is denoted by $I(X_0, \sigma)$.

To calculate $I(X_0, \sigma)$ is convenient normalize $X(\sigma(t))$ as an unit vector at the origin. In this way, we can define a function $\theta : I \rightarrow \mathbb{R}$ such that

$$\lim_{\bar{t} \rightarrow t^-} \frac{X(\sigma(\bar{t}))}{\|X(\sigma(\bar{t}))\|} = \lim_{\bar{t} \rightarrow t^-} (\cos \theta(\bar{t}), \sin \theta(\bar{t}))$$

for every $\bar{t} \in I$. The function θ is called *angle function*.

We observe that in the case of smooth vector fields, the angle function is always continuous, but in the case of non-smooth vector field it admits a “jump” when the path pass to a point $s_i \in \Sigma$, $i \in \mathbb{N}$. Therefore, we establish a rule for this jump; at $s_i = \sigma(t_i)$ the angle function oscillates from $\lim_{t \rightarrow t_i^-} \theta(t)$ to $\lim_{t \rightarrow t_i^+} \theta(t)$. If $\lim_{t \rightarrow t_i^-} \theta(t) \in I_{k-1} = (2(k-1)\pi, 2k\pi)$ and $\lim_{t \rightarrow t_i^+} \theta(t) \in I_k = (2k\pi, 2(k+1)\pi)$, where $k \in \mathbb{Z}$, we add 1 to the the number $I(X_0, \sigma)$; if $\lim_{t \rightarrow t_i^-} \theta(t) \in I_k$ and $\lim_{t \rightarrow t_i^+} \theta(t) \in I_{k-1}$ we add -1 to the number $I(X_0, \sigma)$. We always consider that the jump of the vector $\lim_{t \rightarrow t_i^-} X(\sigma(t))$ to the vector $\lim_{t \rightarrow t_i^+} X(\sigma(t))$ occurs by the smallest angle between this vectors.

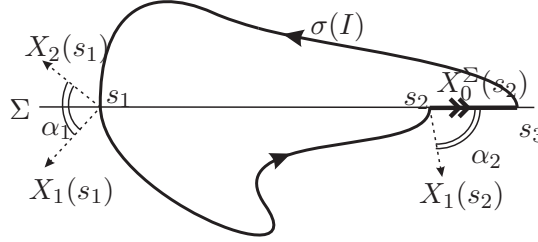


FIGURE 12. Angle function: at s_1 it has a jump of size α_1 and at s_2 it has a jump of size α_2 .

The difference $\theta(1) - \theta(0)$ is a multiple of 2π , and

$$I(X_0, \sigma) = \frac{\theta(1) - \theta(0)}{2\pi}$$

is an integer independent of the chosen σ -parametrization. This number also is called *Poincaré Index of the curve σ with relation to the non-smooth vector field X_0* .

Our interest here is to calculate the index of canard cycles surrounding fixed or pseudo equilibrium points that are the critical points of X_0 . We will see that, different from the smooth case, given two canard cycles Γ_1 and Γ_2 surrounding the same critical points of X_0 we have $I(X_0, \Gamma_1) \neq I(X_0, \Gamma_2)$ in general.

Example. Consider the configuration described in Figure 13. Let γ_1 be an arc of X_1 joining the Σ -fold points a and b ; e the Σ -fold point of X_2 ; c and

d points in the escaping region \overline{eb} ; g , h and i points in the sliding region \overline{fa} where f is a invisible Σ -fold point of X_1 ; δ_2 the arc of X_2 joining c and h , δ_1 the arc of X_1 joining d and g ; and γ_2 the arc of X_2 joining e and i . Consider the fixed point of X_2 named by p_2 in Figure 13. We can choose closed curves such that the Poincaré index to non-smooth vector fields is any natural number. For example, take the path $\overline{ha} \cup \gamma_1 \cup \overline{bc} \cup \delta_2$ and the index is 1; in an analogous way if we take the path $\overline{ia} \cup \gamma_1 \cup \overline{bc} \cup \delta_2 \cup \overline{ha} \cup \gamma_1 \cup \overline{be} \cup \gamma_2$ the index is 2. Repeating this argument we can found closed curves such that the Poincaré index is any integer number that we wish.

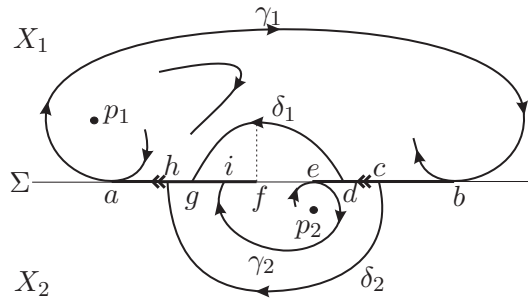


FIGURE 13. Non-hyperbolic canard cycle.

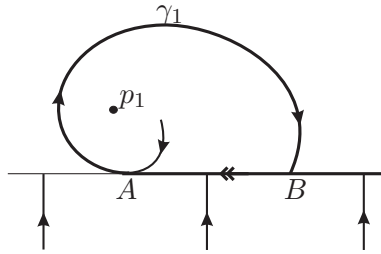
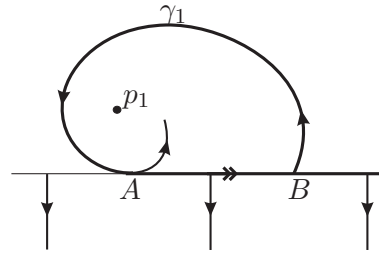
The previous situation just occurs because the canard cycle given, for example, by $\gamma_1 \cup \overline{bc} \cup \delta_2 \cup \overline{ha}$, is non-hyperbolic because in its composition we can find pieces of escaping region and pieces of sliding region. If we eliminate this possibility we have the next theorem, which has an analogous in the case of smooth vector fields.

Remark 1. We recall that if X_0 has a hyperbolic Σ -saddle (or a hyperbolic Σ -focus) s_0 then the regularized vector field X_ϵ has a hyperbolic saddle (hyperbolic focus) s_ϵ where $s_\epsilon \rightarrow s_0$ when $\epsilon \rightarrow 0$ (for details see [8]). Moreover, we can verify that if s_0 is a saddle or a Σ -saddle then we can take a sufficiently small closed path σ around s_0 and prove that $I(X_0, \sigma) = -1$ (and if s_0 is a focus or a Σ -attractor or a Σ -repeller then we can take a sufficiently small closed path $\tilde{\sigma}$ around s_0 and prove that $I(X_0, \tilde{\sigma}) = 1$). When the path σ is sufficiently small to have just one critical point of X_0 , named s_0 , in its interior we use the notation $I_{s_0}(X_0, \sigma)$ to denote its Poincaré Index.

5.1. Proof of Theorem 3. We want to prove that if Γ_0 is a hyperbolic canard cycle of the non-smooth vector field X_0 and if p_1, \dots, p_k are the only ones critical points (all hyperbolic) of X_0 inside Γ_0 then $I(X_0, \Gamma_0)$ is well defined and

$$I(X_0, \Gamma_0) = \sum_{i=1}^k I_{p_i}(X_0, \Gamma_0) = 1.$$

First of all we assume that the index is well defined. Let X_0 be a non-smooth vector field with a hyperbolic canard cycle Γ_0 and k hyperbolic critical points of X_0 inside Γ_0 . Thus, the regularized vector field X_ϵ has a hyperbolic limit cycle Γ_ϵ and k hyperbolic fixed points inside Γ_ϵ . So, by the Poincaré Index Theorem for smooth vector fields the index calculated in Γ_ϵ in relation to X_ϵ is the sum of the index of the fixed points of X_ϵ inside Γ_ϵ and this sum is equal to 1. Since $\Gamma_\epsilon \rightarrow \Gamma_0$ we conclude that the index calculated in Γ_0 in relation to X_0 is the sum of the index of the critical points of X_0 inside Γ_0 and this sum is equal to 1 (see remark 1). In order to finish the proof we verify that the index is well defined in the case that the closed curve Γ_0 is a hyperbolic canard cycle. In fact, let Γ_0 be a hyperbolic canard cycle of X_0 . Let us assume that Γ_0 is of one kind described in Figures 14 or 15 below.

FIGURE 14. p_1 is repeller.FIGURE 15. p_1 is attractor.

We will prove that there is not danger of ambiguity in the choose of the closed paths, differently that what happens in the previous example. In Figure 14, we consider the hyperbolic canard cycle given by $\Gamma_0 = \gamma_1 \cup \overline{BA}$. Any canard cycle of X_0 having pieces of sliding region must to pass by the Σ -fold point A , now walk in γ_1 (which is the only one possibility that we have!) and meet the point B on Σ . The unique choice we have is return to A , closing the path, without ambiguity. For Figure 15 the analysis is more interesting. Obviously we can use the trick of take the vector field $-X_0$ and obtain an analogous result that the previous, however we prefer give here a complete idea to the case described in Figure 15. Since in the semi straight line $r = \overrightarrow{AB}$ we have an escaping region, the canard cycle must have only escaping region in its composition. Note that, if we choose to depart from r by a point in the segment (A, B) then this path does not return to $(A, B) \subset \Sigma$ (it will move spirally around the focus p_1), if we choose going out from r by a point after B in r then this path also does not return to $(A, B) \subset \Sigma$ (to this path return to (A, B) it must return in a sliding region, what is not allowed because only escaping regions compose this hyperbolic canard cycle). So we must leave r by the point B and to close the curve. Therefore in any case there is not danger of ambiguity in the choose of the closed curve and so the Poincaré index for non-smooth vector fields is well defined. To hyperbolic canard cycles of kind III with another particularities is enough repeat the ideas exposed here. To hyperbolic canard cycles of

kinds I and II clearly there is not danger of ambiguity in the choose of the closed curves once there are not escaping or sliding region in its composition.

■

Corollary 2. *Under the hypothesis of the previous theorem and assuming that all canard cycles of X_0 are hyperbolic, we have that:*

- (1) *If Γ_0 is a canard cycle then inside Γ_0 there exist $(2n + 1)$ critical points of X_0 , being n saddles or Σ -saddles and $(n + 1)$ focus, Σ -repeller or Σ -attractor.*
- (2) *If all critical points of X_0 are saddle or Σ -saddle then X_0 does not have canard cycles.*

Proof. Since the index of each saddle and each Σ -saddle point is equal to -1 and the index of each other critical point of X_0 is equal to 1 the result is an immediate consequence of Theorem 3. ■

6. APPLICATIONS AND EXAMPLES

6.1. Heteroclinic Orbits. Consider the notation of the Theorem 1. We give now an example of a curve that satisfies all the hypothesis in this theorem except that there exists a point $C \in (A, B)$ such that the vectors $X_1(C)$ and $X_2(C)$ are not linearly independent; instead of Γ obtained in the theorem we have here a “ Σ -loop”, that is a Σ -saddle-attractor with connection between Σ -separatrices.

Example. Consider the non-smooth vector field $X_0 = (X_1, X_2)$ with $X_1(x, z) = (x + z - 1, -x + z - 1)$, $X_2(x, z) = (-x^2 + \frac{3}{2}x - \frac{1}{2}, 1)$ and discontinuity set given by the x -axis, i.e., $f(x, z) = z$. On $z = 0$, we have $X_1(x, 0) = (x - 1, -x - 1)$ and $X_2(x, 0) = (-x^2 + \frac{3}{2}x - \frac{1}{2}, 1)$ and so,

$$(3) \quad (X_1.f)(x, 0) = -x - 1, \quad (X_2.f)(x, 0) = 1.$$

In this way, we can conclude that $x = -1$ is a Σ -fold point of X_1 which determines a focal kind arc. For $x > -1$ we have that Σ is a sliding region and for $x < -1$ it is a sewing region (see Figure 16). We show now that there exists a point C in the semi straight line $x > -1$ for which $X_1(C) = \lambda.X_2(C)$. In fact, if $X_1(x, 0) = \lambda.X_2(x, 0)$ then $h(x) = (x-1)^2(x+\frac{3}{2}) = 0$. The graphic of $h(x)$ is given in Figure 17. We observe that h is equal to $-H$, where H is the direction function defined previously. So, we have the situation described in the Theorem 1, except that X_1 and X_2 are not linearly independent in $x = 1$ where X_0^Σ has an equilibrium point. The orientation of X_0^Σ is in direction to the Σ -fold point because for $x = \frac{1}{2}$ we have $X_1(\frac{1}{2}, 0) = (\frac{-1}{2}, \frac{-3}{2})$, $X_2(\frac{1}{2}, 0) = (0, 1)$ and so, the direction function H is negative ($H(\frac{1}{2}) = -\frac{1}{5}$), analogously for $x = \frac{3}{2}$ we have $X_1(\frac{3}{2}, 0) = (\frac{1}{2}, \frac{-5}{2})$, $X_2(\frac{1}{2}, 0) = (\frac{-1}{2}, 1)$ and so, the direction function H also is negative ($H(\frac{3}{2}) = -\frac{3}{14}$). The pseudo equilibrium $p = (1, 0)$ is a Σ -saddle-attractor where the Σ -separatrices are connected.

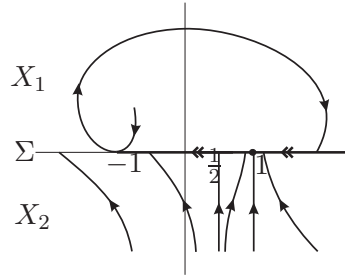


FIGURE 16. Σ -saddle-attractor with Σ -separatrices connection.

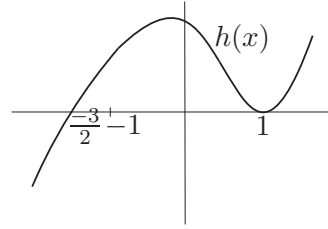


FIGURE 17. Graphic of h .

Example (*Bifurcation of the previous example*) In the previous example, the pseudo equilibrium with a “loop” was found because the function h has a double-zero at $x = 1$. So, we can conclude that putting small variations on the fields X_1 and X_2 a new function h appears, with two simple real zeros (see Figure 21) or without real zeros (see Figure 19) in a neighborhood of $x = 1$. The phase portrait of X_0 for small variations on X_1 and X_2 are showed in Figures 18 and 20. Note that for the case showed in Figure 18, the direction function H is always negative in a neighborhood of $x = 1$ and we can apply the corollary 1 to conclude that there exists a hyperbolic canard cycle of kind III and, for the case showed in Figure 20, the direction function H has two simple real zeros in a neighborhood of $x = 1$ and assumes positive values between this two points and negative values in the rest of the sliding region. In this way we have a bifurcation model where imposing small variations we can have a hyperbolic canard cycle or we can have two pseudo equilibrium points with a stable connection between its separatrices. We call this a Σ -Loop Bifurcation.

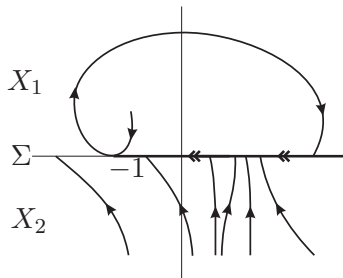


FIGURE 18. Hyperbolic Canard Cycle of kind III.

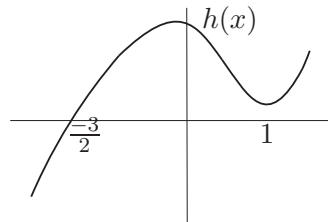


FIGURE 19. Graphic of h .

Following the notation of Theorem 1 and the ideas just exposed we can state the next Proposition:

Proposition 1. *Let X_0 a non-smooth vector field.*

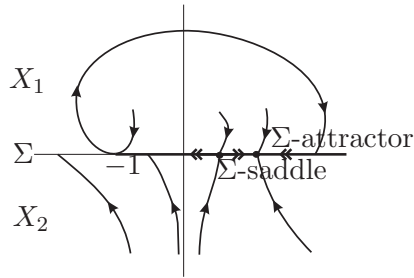


FIGURE 20. Σ -saddle and Σ -attractor with Σ -separatrices connection.

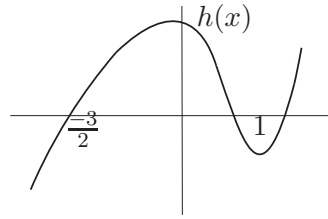


FIGURE 21. Graphic of h .

- (1) X_0 has an unstable configuration topologically equivalent to that one in Figure 16 if and only if (i) the direction function H is well defined in $[A, B]$, (ii) H has a single zero in (A, B) and (iii) $H(B) < 0$.
 - (2) X_0 has a stable configuration topologically equivalent to that one in Figure 22 if and only if (i) the direction function H is well defined in $[A, B]$, (ii) H has a single zero in (A, B) and (iii) $H(B) > 0$.
 - (3) X_0 has an unstable configuration topologically equivalent to that one in Figure 23 if and only if (i) the direction function H is well defined in $[A, B]$, (ii) H do not have zeros in (A, B) and (iii) $H(B) = 0$.
- Proof.* It is straightforward following what is done in the previous example.

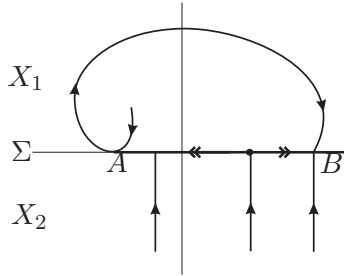


FIGURE 22. Stable configuration.

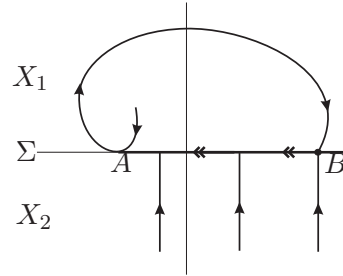


FIGURE 23. Unstable configuration.

Moreover, concerning with the item (1) of the Proposition 1 small perturbations in X_0 produces the effects showed in the previous example and concerning with the item (3) of the Proposition 1 small perturbations in X_0 produces effects described in Theorem 1, in the previous example and in the item (2) of the Proposition 1.

6.2. Canard Cycles and Singular Perturbations Problems. In this section we show how the regularization process gives a singular perturbation problem. In this context, the canard cycles defined in this paper can be considered as *limit periodic sets* of singular problems. First of all we present

some basic definitions.

Definition 4. Let $U \subseteq \mathbb{R}^2$ be an open subset and take $\epsilon \geq 0$. A singular perturbation problem in U (SP-Problem) is a differential system which can be written like

$$(4) \quad x' = dx/d\tau = l(x, y, \epsilon), \quad y' = dy/d\tau = \epsilon m(x, y, \epsilon)$$

or equivalently, after the time re-scaling $t = \epsilon\tau$

$$(5) \quad \epsilon \dot{x} = \epsilon dx/dt = l(x, y, \epsilon), \quad \dot{y} = dy/dt = m(x, y, \epsilon),$$

with $(x, y) \in U$ and l, m smooth in all variables.

The understanding of the phase portrait of the vector field associated to a SP-problem is the main goal of the *geometric singular perturbation theory* (GSP-theory). The techniques of GSP-theory can be used to obtain information on the dynamics of (4) for small values of $\epsilon > 0$, mainly in searching limit cycles. System (4) is called the *fast system*, and (5) the *slow system* of SP-problem. Observe that for $\epsilon > 0$ the phase portraits of the fast and the slow systems coincide. For $\epsilon = 0$, let \mathcal{S} be the set

$$(6) \quad \mathcal{S} = \{(x, y) : f(x, y, 0) = 0\}$$

of all singular points of (4). We call \mathcal{S} the slow manifold of the singular perturbation problem and it is important to notice that equation (5) defines a dynamical system, on \mathcal{S} , called the *reduced problem*:

$$(7) \quad f(x, y, 0) = 0, \quad \dot{y} = g(x, y, 0).$$

Combining results on the dynamics of these two limiting problems, with $\epsilon = 0$, one obtains information on the dynamics of X_ϵ for small values of ϵ . We refer to [4] for an introduction to the general theory of singular perturbations. Related problems can be seen in [1], [3] and [11]. Let us apply the techniques of GSP-Theory to study hyperbolic canard cycles.

Example. Consider the non-smooth vector field $X_0 = (X_1, X_2)$ with $X_1(x, y) = (x + y - 1, -x + y + 1)$, $X_2(x, y) = (1, 2)$ and $f(x, y) = x$. The regularized vector field becomes

$$\begin{aligned} \dot{x} &= \frac{x+y}{2} + \varphi\left(\frac{x}{\epsilon}\right) \frac{x+y-2}{2}, \\ \dot{y} &= \frac{-x+y+3}{2} + \varphi\left(\frac{x}{\epsilon}\right) \frac{-x+y-1}{2}. \end{aligned}$$

where $\varphi(\frac{x}{\epsilon})$ is the transition function. Making the change of variables $x = r \cdot \cos \theta$ and $\epsilon = r \cdot \sin \theta$ we obtain

$$(8) \quad \begin{aligned} r\dot{\theta} &= -\sin \theta \left(\frac{r \cdot \cos \theta + y}{2} + \varphi(\cot \theta) \frac{r \cdot \cos \theta + y - 2}{2} \right), \\ \dot{y} &= \frac{-r \cdot \cos \theta + y + 3}{2} + \varphi(\cot \theta) \frac{-r \cdot \cos \theta + y - 1}{2}. \end{aligned}$$

In the blowing up locus $r = 0$ the fast dynamics is determined by the system

$$\theta' = -\sin \theta \left(\frac{y}{2} + \varphi(\cot \theta) \frac{y - 2}{2} \right), \quad y' = 0;$$

and the slow dynamics on the slow manifold is determined by the reduced system

$$\frac{y}{2} + \varphi(\cot \theta) \frac{y-2}{2} = 0, \quad \dot{y} = \frac{y+3}{2} + \varphi(\cot \theta) \frac{y-1}{2}.$$

We remark that the slow manifold is implicitly defined by $\frac{y}{2} + \varphi(\cot \theta) \frac{y-2}{2} = 0$ and $y(\theta)$ defined in this way is such that $\lim_{\theta \rightarrow \frac{\pi}{4}} y(\theta) = 1$, $\lim_{\theta \rightarrow \frac{3\pi}{4}} y(\theta) = -\infty$.

In the phase portrait on the blowing up locus double arrow over one the trajectory means that the trajectory is of the fast dynamical system, and simple arrow means that the trajectory is of the slow dynamical system. So, we can draw the slow variety and its orientation and give the orientation of the fast flow (see Figure 24).

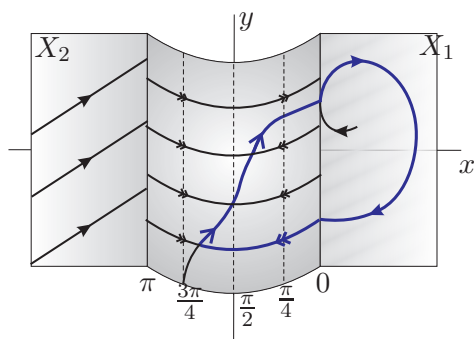


FIGURE 24. Singular perturbation of a Canard with one Σ -fold point.

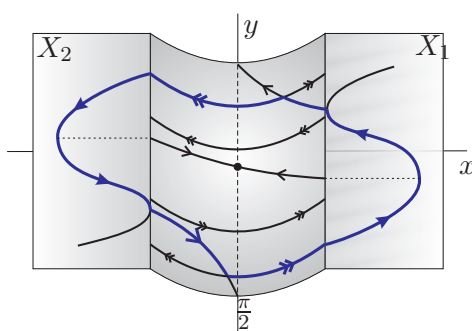


FIGURE 25. Singular perturbation of a Canard with two Σ -fold points.

In the final example of [2] the authors apply the GSP-Theory to the non-smooth vector field $X_0(x, y) = (X_1(x, y), X_2(x, y)) = ((3y^2 - y - 2), (3y^2 - y + 2, -1))$ and obtain the SP-problem which behavior is described in Figure 25.

In [7] the authors prove that $\Sigma^2 \cap \Sigma^3$ is homeomorphic to the slow variety and that the sliding vector field X_0^Σ is topologically equivalent to the reduced problem. So, we can apply step-by-step the method described in section 4 of this paper and found tubular neighborhoods for the canard cycles in Figures 24 and 25. Moreover, we can apply the Theorem 2 and conclude that it is a limit set (making $r \rightarrow 0$) of hyperbolic limit cycles. This also is true to any one hyperbolic canard cycle.

Acknowledgments. The first and the third authors are partially supported by CAPES and CNPq, the second author is partially supported by a FAPESP-BRAZIL grant 2007/08707-5.

REFERENCES

- [1] C.A. BUZZI, P.R. DA SILVA AND M.A. TEIXEIRA, *Singular Perturbation Problems For Time Reversible Systems*, Proc. Amer. Math. Soc., **133** (2005), 3323-3331.
- [2] C.A. BUZZI, P.R. DA SILVA AND M. A. TEIXEIRA, *A Singular Approach To Discontinuous Vector Fields On The Plane*, Journal of Differential Equations, **231** (2006), 633-655.
- [3] F. DUMORTIER AND R. ROUSSARIE, *Canard Cycles And Center Manifolds*, Memoirs Amer. Mat. Soc. **121**, 1996.
- [4] N. FENICHEL, *Geometric Singular Perturbation Theory For Ordinary Differential Equations*, Journal of Differential Equations **31** (1979), 53-98.
- [5] A.F. FILIPPOV, *Differential Equations With Discontinuous Righthand Sides*, Mathematics and its Applications (Soviet Series), Kluwer Academic Publishers-Dordrecht, 1988.
- [6] V. S. KOZLOVA, *Roughness Of A Discontinuous System*, Vestnik Moskovskogo Universiteta, Matematika **5** (1984), 16-20.
- [7] J. LLIBRE, P.R. SILVA AND M.A. TEIXEIRA, *Sliding Vector Fields Via Slow-Fast Systems*, Bulletin of the Belgian Mathematical Society Simon Stevin **15-5** (2008), 851-869.
- [8] J. SOTOMAYOR AND A.L. MACHADO, *Structurally Stable Discontinuous Vector Fields On The Plane*, Qual. Theory of Dynamical Systems, **3** (2002), 227-250.
- [9] J. SOTOMAYOR AND M.A. TEIXEIRA, *Regularization Of Discontinuous Vector Fields*, International Conference on Differential Equations, Lisboa (1996), 207-223.
- [10] J. SOTOMAYOR AND M. ZHITOMIRSKII, *Impasse Singularities of Differential Systems of the Form $A(x)x' = F(x)$* , J. Diff. Equations **169**, n^o2, (2001), 567-587.
- [11] P. SZMOLYAN, *Transversal Heteroclinic And Homoclinic Orbits In Singular Perturbation Problems*, Journal of Differential Equations **92** (1991), 252-281.
- [12] M.A. TEIXEIRA, *Generic Singularities Of Discontinuous Vector Fields*, An. Ac. Bras. Cienc. **53**, n^o2, (1991), 257-260.

¹ ² ³ IBILCE-UNESP, CEP 15054-000 S. J. RIO PRETO, SÃO PAULO, BRAZIL

E-mail address: ¹buzzi@ibilce.unesp.br ²ti-car@hotmail.com

E-mail address: ³prs@ibilce.unesp.br