

# CP violation and the 4th generation

GAD EILAM <sup>\*</sup>,<sup>1</sup>, BLAŽENKA MELIĆ <sup>†</sup>,<sup>2</sup>,  
AND  
JOSIP TRAMPETIĆ <sup>‡</sup>,<sup>3</sup>

<sup>1</sup> Department of Physics, Technion, Israel Institute of Technology, Haifa, 32000, Israel

<sup>2</sup> Rudjer Bošković Institute, Theoretical Physics Division, Bijenička 54,  
HR-10002 Zagreb, Croatia

<sup>3</sup> Rudjer Bošković Institute, Bijenička 54, HR-10002 Zagreb, Croatia

## Abstract

Within the Standard model with the 4th generation quarks  $b'$  and  $t'$  we have analyzed CP-violating flavor changing neutral current processes  $t \rightarrow cX$ ,  $b' \rightarrow sX$ ,  $b' \rightarrow bX$ ,  $t' \rightarrow cX$ , and  $t' \rightarrow tX$ , with  $X = H, Z, \gamma, g$ , by constructing and employing global, unique fit for the 4th generation mass mixing matrix CKM4 at  $300 \leq m_{t'} \leq 700$  GeV. All quantities appearing in the CKM4 were subject to our fitting procedure. We have found that our fit produces the following CP partial rate asymmetry dominance:  $a_{CP}(b' \rightarrow s(H, Z; \gamma, g)) \simeq (94, 62; 47, 41)$  %, at  $m_{t'} \simeq 300; 350$  GeV, respectively. From the experimental point of view the best decay mode, out of the above four, is certainly  $b' \rightarrow s\gamma$ , due to the presence of the high energy single photon in the final state. We have also obtained relatively large asymmetry  $a_{CP}(t \rightarrow cg) \simeq (8 - 18)$  % for  $t'$  running in the loops. There are fair chances that the 4th generation quarks will be discovered at LHC and that some of their decay rates shall be measured. If  $b'$  and  $t'$  exist at energies we assumed, with well executed tagging, large  $a_{CP}$  could be found too.

---

<sup>\*</sup>eilam@physics.technion.ac.il

<sup>†</sup>melic@thphys.irb.hr

<sup>‡</sup>josipt@rex.irb.hr

# 1 Introduction

In this paper the main idea is to find possibly large genuine CP violation (CPV) effects in the decays of the fourth generation of quarks, arising from the one-loop flavor changing neutral currents (FCNC), by using unique fitting procedure.

A fourth generation of quarks and leptons, which we refer as  $(t', b', \ell', \nu')$ , in our opinion is one of the most conservative guesses one could make as to what new physics lies ahead. Since the 4th generation of flavors is neither predicted nor disallowed by the Standard Model (SM3) we should keep an open mind regarding its existence.

Since possible existence of the 4th generation provides a number of desirable features, for a review see [1] and for a more updated review see [2], let us first remind the reader of those.

★ Fourth family is consistent with electroweak (EW) precision tests [3], because, if the 4th generation of fermions satisfy the following constraint for quarks [4]

$$m_{t'} - m_{b'} \simeq \left(1 + \frac{1}{5} \ln \frac{m_H}{115 \text{ GeV}}\right) \times 55 \text{ GeV}, \quad (1.1)$$

and the related 4th lepton generation mass difference  $m_{\ell'} - m_{\nu'} \simeq 60 \text{ GeV}$  [4], the electroweak oblique parameters [5] are not extending the experimentally allowed parameter space.

★ The 4th family of fermions is consistent with SU(5) gauge coupling, i.e. it can be unified without supersymmetry, and, because of (1.1), the 4th generation softens the current Higgs bounds [6].

★ With respect to quark-neutrino physics, if the 4th generation were discovered, it may change our prediction for the  $K^+ \rightarrow \pi^+ \nu \bar{\nu}$  decay [7]. There can be also implications on other penguin-induced decays, like  $b \rightarrow s \gamma$  and  $b \rightarrow s \phi$ , see [8] and [9], respectively.

★ A heavy 4th family could naturally play a role in the dynamical breaking of EW symmetry [10, 11].

★ If the unitarity of SM3 CKM matrix  $V_{3 \times 3} = V_{\text{CKM3}}$  is slightly broken, new informations from top-quark production at Tevatron still leaves open possibility that  $|V_{tb}|$  is nontrivially smaller than one [12].

★ In addition, a new generation might also cure some flavor physics problems too [10, 13].

★ Finally, the 4th family might solve baryogenesis related problems, by visible increase of the measure of CP violation and the strength of the phase transition. Namely, the question of the large CP-violation in the SM3 extended to the 4th generation of fermions (SM4) was recently raised in [14], with respect of the insufficient CP asymmetry produced in the Standard model with three generation for generating the baryon asymmetry in the universe.

There is a known quantity, the Jarlskog invariant, which measures the CP violation in the model. For SM3, it is defined as [17]

$$J = (m_t^2 - m_u^2)(m_t^2 - m_c^2)(m_c^2 - m_u^2)(m_b^2 - m_d^2)(m_b^2 - m_s^2)(m_s^2 - m_d^2)A, \quad (1.2)$$

where  $A$  is the twice of the area of any of six unitary triangles in SM3 and it is of order of  $O(10^{-5})$ .

The fourth generation is added to the three known  $SU(2)_f$  doublets as

$$\begin{pmatrix} t' \\ b' \end{pmatrix}. \quad (1.3)$$

So in the case of SM4, the above relation (1.2) in the  $d - s$  degeneracy limit generalizes to [14]

$$J_{234}^{bs} = (m_{t'}^2 - m_c^2)(m_{t'}^2 - m_t^2)(m_t^2 - m_c^2)(m_{b'}^2 - m_s^2)(m_{b'}^2 - m_b^2)(m_b^2 - m_s^2)A_{234}^{bs}, \quad (1.4)$$

which, due to the large  $m_{b'}, m_{t'}$  masses and somewhat larger area of the  $b \rightarrow s$  quadrangle  $A_{234}^{bs}$  corresponding to the SM4 unitarity relation  $V_{4 \times 4} V_{4 \times 4}^\dagger = 1$ , can be up to 15 orders of magnitude larger than the Jarlskog invariant in the SM3 [14]. However, this enhancement of CPV in the model with 4th fermion generation cannot, by itself, solve the problem of the baryogenesis, since just adding the fermions reduces the electroweak phase transition if there are not some additional theories involved like supersymmetry [15], or the theory with at least two Higgs doublets [16].

We start our analysis by performing a fit of SM4 CKM mass matrix. To obtain valid CPV results it is also crucial to follow results of the general fit of the electroweak precision data, since, in order to be able to calculate the real value of  $A_{234}^{bs}$ , it is necessary to make a global fit of a complete  $V_{4 \times 4}$  matrix. Therefore, on top of many different processes used in the fit, we have also taken into account the EW constraints on the CKM mixing between the 3rd and the 4th quark family.

We then compute flavor changing neutral current (FCNC) processes of the fourth generation quarks, like  $b' \rightarrow s(H, Z, \gamma, g)$ , etc., and analyze the most important consequence: large CP-violation in such decays. The rare top decays  $t \rightarrow c(H, Z, \gamma, g)$ , involving the 4th generation quarks running in the loops are considered too.

The paper is organized as follows. In Section 2. we introduce the quark mixing matrix with 4th generation and construct the fitting procedure, the fit itself, and present the corresponding results, respectively. Section 3. contains computations of the FCNC processes involving 4th family, while the CP violation effects due to the 4th generation are discussed in Section 4. Lastly, Section 5. is devoted to discussions and a conclusion.

## 2 CKM matrix for the fourth generation

The fourth generation  $4 \times 4$  quark mixing matrix is given by

$$V_{4 \times 4} \equiv V_{\text{CKM4}} = \begin{pmatrix} V_{ud} & V_{us} & V_{ub} & V_{ub'} \\ V_{cd} & V_{cs} & V_{cb} & V_{cb'} \\ V_{td} & V_{ts} & V_{tb} & V_{tb'} \\ V_{t'd} & V_{t's} & V_{t'b} & V_{t'b'} \end{pmatrix}. \quad (2.1)$$

The parameterization of such a matrix can be done in many possible ways. We have chosen to use the standard CKM3 Wolfenstein parameterization [18] of the  $3 \times 3$  matrix, up to  $O(\lambda^5)$

$$V_{\text{CKM3}} = \begin{pmatrix} V_{ud} & V_{us} & V_{ub} \\ V_{cd} & V_{cs} & V_{cb} \\ V_{td} & V_{ts} & V_{tb} \end{pmatrix} = \begin{pmatrix} 1 - \frac{\lambda^2}{2} - \frac{\lambda^4}{8} & \lambda & A\lambda^3(\rho - i\eta) \\ \lambda \left( -1 + A^2 \frac{\lambda^4}{2} (1 - 2(\rho + i\eta)) \right) & 1 - \frac{\lambda^2}{2} - \frac{\lambda^4}{8} (1 + 4A^2) & A\lambda^2 \\ A\lambda^3 \left( 1 - (\rho + i\eta) \left( 1 - \frac{\lambda^2}{2} \right) \right) & A\lambda^2 \left( -1 + \frac{\lambda^2}{2} (1 - 2(\rho + i\eta)) \right) & 1 - A^2 \frac{\lambda^4}{2} \end{pmatrix}, \quad (2.2)$$

and to multiply it by the mixing matrices of the first, the second and the third generation with the fourth generation,  $R_{14}, R_{24}, R_{34}$ , respectively, in a following way [19]:

$$V_{\text{CKM4}} = R_{34} \cdot R_{24} \cdot R_{14} \cdot V_{\text{CKM3}}, \quad (2.3)$$

where

$$R_{34} = \begin{pmatrix} 1 & 0 & 0 & 0 \\ 0 & 1 & 0 & 0 \\ 0 & 0 & c_u & s_u \\ 0 & 0 & -s_u & c_u \end{pmatrix}, \quad (2.4)$$

$$R_{24} = \begin{pmatrix} 1 & 0 & 0 & 0 \\ 0 & c_v & 0 & s_v e^{-i\phi_2} \\ 0 & 0 & 1 & 0 \\ 0 & -s_v e^{i\phi_2} & 0 & c_v \end{pmatrix}, \quad (2.5)$$

$$R_{14} = \begin{pmatrix} c_w & 0 & 0 & s_w e^{-i\phi_3} \\ 0 & 1 & 0 & 0 \\ 0 & 0 & 1 & 0 \\ -s_w e^{i\phi_3} & 0 & 0 & c_w \end{pmatrix}. \quad (2.6)$$

The values for the parameters  $\lambda$ ,  $A$ ,  $\rho$  and  $\eta$  are taken to be in the range given by the global fit in SM3, [20]. The fourth generation parameters,  $c_{u,v,w} \equiv \cos \theta_{u,v,w}$  and  $s_{u,v,w} \equiv \sin \theta_{u,v,w}$ , and the two new phases  $\phi_{2,3}$  ( $s_{\phi_{2,3}} \equiv \sin \phi_{2,3}$ ) are the new parameters which need to be fitted. The label  $\phi_1$  is reserved for the standard CKM3 phase appearing in (2.2). In this parameterization, all matrix elements will now depend on the new parameters, for example, the matrix element  $V_{ud}$  will have the form

$$V_{ud} = c_w \left( 1 - \frac{\lambda^2}{2} - \frac{\lambda^4}{8} \right) - e^{i\phi_3} s_w (\lambda s_v e^{-i\phi_2} + A \lambda^3 (\rho - i\eta) s_u c_v).$$

In order to estimate CPV phenomena with the 4th generation quarks, first we have to determine elements of the new  $4 \times 4$  quark mixing matrix  $V_{\text{CKM4}}$ , (2.3), which essentially means to do a fitting of the 4th generation parameters

$$m_{b'}, m_{t'}, s_u, s_v, s_w, s_{\phi_2}, s_{\phi_3}. \quad (2.7)$$

We shall perform the fit of these parameters by analyzing  $K^0 - \bar{K}^0$ ,  $D^0 - \bar{D}^0$  and  $B_{d,s}^0 - \bar{B}_{d,s}^0$  mixings, and estimating the decays  $K^+ \rightarrow \pi^+ \nu \bar{\nu}$  and  $B \rightarrow X_s \gamma$ . The fit to the new measurement of  $\sin 2\beta_{\psi K}$  is added too. Moreover, in this analysis we are following strict requirement of the unitarity condition of the new matrix (2.3) at the expense of slight unitarity breaking of the CKM3 matrix. This, together with the independently measured CKM3 matrix elements [20], will give us additional constraints on the parameters of the  $V_{4 \times 4}$  quark mixing matrix (2.1-2.6).

## 2.1 Definition of our fitting procedure

The fit is performed by the CERN fortran code called **Minuit** [21]. It minimizes the multi-parameter function which is defined as a sum of various  $\chi^2$  's between the fitted expression

and the data:

$$\chi^2(\alpha) = \sum_i \frac{(th(\alpha)_i - exp_i)^2}{(\Delta th_i)^2 + (\Delta exp_i^2)}, \quad (2.8)$$

where  $th(\alpha)_i$  defines the 4th generation model parameter dependent predictions of a given constraint  $i$ , and  $exp$  represents the measured values.  $\Delta th_i$  is the uncertainty of prediction  $th_i$  and  $\Delta exp_i$  is the uncertainty of the individual measurement  $exp_i$ .  $\alpha$  is the vector of free parameters being fitted, in our case  $\alpha = (s_u, s_v, s_w, s_{\phi_2}, s_{\phi_3})$ . The  $\chi^2$  will in addition depend on the masses of the  $b'$  and  $t'$  quarks. The fit is performed by varying  $m_{b'}$  and  $m_{t'}$ , in such a way that the constraint from the electroweak precision measurements is fulfilled, assuming  $m_H = 115$  GeV(1.1):

$$m_{b'} = m_{t'} - 55 \text{ GeV}. \quad (2.9)$$

Much larger mass splitting would require more tuning in the canceling contributions to the EW  $T$ -parameter.

A remark is in order: due to the complexity of the expressions, the uncertainties of the theoretical predictions are not taken into the fit.

## 2.2 Fitting different measured processes in the model with four generations

### 2.a. Check of the unitarity of the CKM3 matrix in SM3

First, we use the unitarity bound on the CKM3 parameters coming from the independent measurements. These are:

$$\begin{aligned} |V_{ud}|^2 + |V_{us}|^2 + |V_{ub}|^2 &= 0.9999 \pm 0.0011 \quad (1\text{st row}), \\ |V_{cd}|^2 + |V_{cs}|^2 + |V_{cb}|^2 &= 1.136 \pm 0.125 \quad (2\text{nd row}), \\ |V_{ud}|^2 + |V_{cd}|^2 + |V_{td}|^2 &= 1.002 \pm 0.005 \quad (1\text{st column}), \\ |V_{us}|^2 + |V_{cs}|^2 + |V_{ts}|^2 &= 1.134 \pm 0.125 \quad (2\text{nd column}). \end{aligned} \quad (2.10)$$

Also, the six CKM3 matrix elements are measured independently,

$$\begin{aligned} |V_{ud}| &= 0.97418 \pm 0.00027, \\ |V_{us}| &= 0.2255 \pm 0.0019, \\ |V_{cd}| &= 0.230 \pm 0.011, \\ |V_{cs}| &= 1.04 \pm 0.06, \\ |V_{cb}| &= (41.2 \pm 1.1) \times 10^{-3}, \\ |V_{ub}| &= (3.93 \pm 0.36) \times 10^{-3}, \end{aligned} \quad (2.11)$$

which give us additional six constraints on the unknown parameters.

**2.b.**  $K^0 - \bar{K}^0$  mixing

We modify expressions for the  $\Delta M_K$ ,  $\epsilon_K$  and  $\epsilon'/\epsilon$  ratio in the model with the fourth generation in order to limit the elements  $V_{t'd}$  and  $V_{t's}$ . The experimental values are:

$$\Delta M_K = (3.483 \pm 0.006) \cdot 10^{-15}, \quad (2.12)$$

$$\epsilon_K \equiv |\epsilon| = (2.229 \pm 0.012) \cdot 10^{-3}, \quad (2.13)$$

$$\text{Re}(\epsilon'/\epsilon) = (1.63 \pm 0.26) \cdot 10^{-3}. \quad (2.14)$$

**2.c.**  $D^0 - \bar{D}^0$  mixing

An expression for the  $x_D$  is used in order to determine  $V_{cb'}$  and  $V_{ub'}$ . From the experiment we have:

$$x_D = 0.776 \pm 0.008. \quad (2.15)$$

**2.d.**  $B_{d,s}^0 - \bar{B}_{d,s}^0$  mixings

We need the  $x_{B_d}$  and  $x_{B_s}$  mixing parameters in order to bound  $V_{t'd}$ ,  $V_{t'b}$ , and  $V_{t's}$ ,  $V_{t'b}$ , respectively. The measured values are:

$$x_{B_d} = 0.776 \pm 0.008, \quad (2.16)$$

$$x_{B_s} = 26.1 \pm 0.5. \quad (2.17)$$

**2.e.**  $K^+ \rightarrow \pi^+ \nu \bar{\nu}$  process

From the branching ratio for  $K^+ \rightarrow \pi^+ \nu \bar{\nu}$  we confine  $V_{t'd}$  and  $V_{t's}$ . Recent experiments give:

$$BR(K^+ \rightarrow \pi^+ \nu \bar{\nu}) = (1.5 \pm 1.3) \times 10^{-10}. \quad (2.18)$$

**2.f.**  $B \rightarrow X_s \gamma$  process

To find  $V_{t'b}$  we make also use of the branching ratio for  $B \rightarrow X_s \gamma$  and employ

$$BR(B \rightarrow X_s \gamma) = (3.55 \pm 0.26) \times 10^{-4}. \quad (2.19)$$

**2.g.**  $\sin 2\beta$  from  $B \rightarrow J/\psi K$

In the SM3, the best measurement of the  $\sin 2\beta$  comes from  $B \rightarrow J/\psi K$  decay, giving

$$\beta \equiv \arg \left( -\frac{V_{cb}^* V_{cd}}{V_{tb}^* V_{td}} \right). \quad (2.20)$$

In the model with the fourth generation, the  $\sin 2\beta$  can get modified with a new phase, i.e.  $\sin 2\beta \rightarrow \sin(2\beta - 2\theta)$ . So, we need to manipulate the expression for  $\theta$  in order to determine  $V_{t'b}$  and  $V_{t'd}$  from the experimental data,

$$\sin 2\beta = 0.681 \pm 0.025. \quad (2.21)$$

It is important to note that in all above processes the mass  $m_{t'}$  appears explicitly in the fit, except for  $D^0 - \bar{D}^0$  mixing, which depends on the  $m_{b'}$  mass (2.15).

The analytic formulae for the processes are taken from various papers: for kaon mixing and decays from [22]; for  $D^0 - \bar{D}^0$  mixing from [23]; for  $B_{d,s}^0 - \bar{B}_{d,s}^0$  mixings from [24]; for  $B \rightarrow X_s \gamma$  from [25].

Various loop-induced processes depend on different Inami-Lim functions [26]. The inclusion of the 4th generation quarks in the loops brings additional Inami-Lim functions depending now on  $m_{t'}/M_W$  and the products of the new CKM4 matrix elements  $\lambda_{t'd}^{bd}$ ,  $\lambda_{t's}^{bs}$ ,  $\lambda_{t'd}^{sd}$  (and similarly for  $b'$ ), where

$$\lambda_k^{lm} = V_{kl}^* V_{km}, \quad (2.22)$$

see for example the analysis in [27].

All QCD lattice parameters above are taken from the averages in [28]; see also [29].

We comment here that as was pointed out in [30], there is tension between the data on  $B_d$ - mixing and  $\sin(2\beta)$  and the theoretical predictions for SM4, based on the lattice QCD calculations of ref. [31]. This may signal new physics, such as SM4. Therefore, it is very important to obtain definite results for the parameters calculated in lattice QCD.

In addition, we take into account the findings of two recent studies [32, 33] on the 4th generation mixing with the standard three quark families. In the first paper [32], the authors perform similar fit like our, by using experimental constraints coming from the measured CKM3 matrix elements and FCNC processes ( $K$ -,  $D$ -,  $B_d$ -,  $B_s$ - mixings and the decay  $b \rightarrow s \gamma$ ) and assuming the unitarity of the new  $V_{4 \times 4}$  matrix. As it can be seen from above, we have extended the fit adding more FCNC constraints, but our results closely follow the findings of [32], in a sense that the large mixing between 3rd and 4th generation is allowed for some range of the five-dimensional fitting space  $\alpha$ . However, the analysis of second paper [33] have shown that such a large mixing between third and the fourth generation, larger than the Cabibbo mixing of the first two families, is excluded by the electroweak precision data. Therefore, in addition, we apply the EW precision data constraint from [33], which implies that maximum of  $\sin \theta_{34} = \sin \theta_u$  must be in the following range

$$\max(\sin \theta_u) = \begin{cases} 0.35 \pm 0.001, & \text{for } m_{t'} = 300 \text{ GeV}, \\ 0.11 \pm 0.10, & \text{for } m_{t'} = 1000 \text{ GeV}, \end{cases} \quad (2.23)$$

(for other values and for more explanations, see Table 3 in [33]). Here, the lower bound for large  $m_{t'}$  masses is enlarged, due to the unreliable perturbation theory applied for the EW fits at such large energies (see discussion in [33]).

Applying all the constraints discussed above, we obtain the results presented in the next subsection.

### 2.3 The results of the fitting procedure

Here are the results for the fitted values of the vector  $\alpha = (s_u, s_v, s_w, s_{\phi_2}, s_{\phi_3})$  depending on the 4th generation quark masses. Since we have just one place where the  $m_{b'}$  mass enters, (2.c.) from above, the quark mass dependence comes mainly from the  $m_{t'}$ .

The experimental constraints on the  $m_{t'}$  and  $m_{b'}$  masses are [20, 34]:

$$m_{b'} > (46 - 199) \text{ GeV}, \quad (2.24)$$

$$m_{t'} > 256 \text{ GeV}. \quad (2.25)$$

Therefore, we scan the  $m_{t'}$  in the range of

$$300 \text{ GeV} < m_{t'} < 1000 \text{ GeV}, \quad (2.26)$$

$m_{t'}$ (GeV)	$ \sin \theta_u $	$\chi^2_{\min}/d.o.f$
300	$0.25 \pm 0.04$	0.85
350	$0.13 \pm 0.03$	0.98
400	$0.10 \pm 0.02$	0.84
450	$0.10 \pm 0.04$	0.79
500	$0.10 \pm 0.04$	0.80
600	$0.11 \pm 0.03$	0.93
700	$0.11 \pm 0.02$	1.17
800	$0.11 \pm 0.02$	1.45
900	$0.11 \pm 0.02$	1.76
1000	$0.11 \pm 0.02$	2.07

Table 1: Results of our fit on the mixing between the third and the fourth generation obtained including the EW constraints from [33].

$m_{t'}$ (GeV)	300	400	500	600	700
$\sin \theta_u$	$0.25 \pm 0.004$	$0.10 \pm 0.02$	$0.10 \pm 0.004$	$0.11 \pm 0.03$	$0.11 \pm 0.02$
$\sin \theta_v$	$0.010 \pm 0.003$	$0.029 \pm 0.001$	$0.034 \pm 0.001$	$0.033 \pm 0.008$	$0.031 \pm 0.005$
$\sin \theta_w$	$0.002 \pm 0.001$	$0.016 \pm 0.002$	$0.015 \pm 0.001$	$0.014 \pm 0.001$	$0.012 \pm 0.001$
$\sin \phi_2$	$-0.4 \pm 0.4$	$0.97 \pm 0.01$	$0.947 \pm 0.002$	$0.91 \pm 0.02$	$0.89 \pm 0.04$
$\sin \phi_3$	$0.2 \pm 0.3$	$0.99 \pm 0.02$	$0.987 \pm 0.001$	$0.96 \pm 0.03$	$0.95 \pm 0.03$

Table 2: Final results for the 4th generation parameters obtained with the acceptable quality fit.

and take care about the EW precision data limit on  $m_{b'}$  and  $m_{t'}$  mass difference, eq. (2.9).

It is important to note that in models with the light Higgs, there is an unitary bound on the masses of the fourth generation quarks which amounts to  $m_{b',t'} \leq 550$  GeV. If the Higgs boson is heavy ( $m_H \geq 500$  GeV), the above perturbative limit does not hold, and the masses of the fourth family can be larger [2, 35].

The quality of the fit is given by the minimal  $\chi^2/d.o.f$ , where  $d.o.f$  is the number of the constraints minus the number of the fitted parameters. The best fit is when  $\chi^2_{\min}/d.o.f \approx 1$ . For the numbers given below,  $d.o.f = 13$ .

$m_{t'}$ (GeV)	300	400	500	600	700
$ V_{tb} $	$0.964 \pm 0.010$	$0.993 \pm 0.003$	$0.993 \pm 0.001$	$0.992 \pm 0.003$	$0.992 \pm 0.003$
$ V_{tb'} $	$0.258 \pm 0.037$	$0.107 \pm 0.022$	$0.106 \pm 0.004$	$0.115 \pm 0.025$	$0.118 \pm 0.028$
$ V_{t'b} $	$0.259 \pm 0.037$	$0.108 \pm 0.022$	$0.106 \pm 0.004$	$0.115 \pm 0.025$	$0.118 \pm 0.028$
$ V_{t'b'} $	$0.965 \pm 0.010$	$0.993 \pm 0.003$	$0.994 \pm 0.001$	$0.992 \pm 0.003$	$0.992 \pm 0.003$
$ V_{t'd} $	$0.002 \pm 0.001$	$0.009 \pm 0.002$	$0.008 \pm 0.001$	$0.006 \pm 0.001$	$0.006 \pm 0.001$
$ V_{t's} $	$0.005 \pm 0.005$	$0.031 \pm 0.001$	$0.034 \pm 0.007$	$0.034 \pm 0.009$	$0.031 \pm 0.005$
$ V_{ub'} $	$0.002 \pm 0.001$	$0.016 \pm 0.002$	$0.016 \pm 0.004$	$0.014 \pm 0.001$	$0.013 \pm 0.002$
$ V_{cb'} $	$0.010 \pm 0.003$	$0.030 \pm 0.001$	$0.033 \pm 0.002$	$0.034 \pm 0.009$	$0.031 \pm 0.005$

Table 3: Predictions for the selected  $V_{\text{CKM}}$  matrix elements using the best fit from Table 2.



The following results of the fitting procedure are of a special importance:

- i)**  $m_{\nu'} \sim [300 - 600]$  GeV region is preferred by the  $\chi^2$  scan, i.e.  $\chi^2_{\min}/d.o.f \approx 1$ . The larger  $m_{\nu'}$  masses do not produce a good fit, as one can see from the Table 1.
- ii)** the best fits with  $\chi^2_{\min}/d.o.f \approx 1$  for  $m_{\nu'} > 600$  GeV give too large  $s_u = \sin \theta_u$  mixing angle which is excluded by the EW precision data. On the other hand, the allowed values for  $s_u$  are obtained with the bad fit, with  $\chi^2_{\min}/d.o.f. > 1$ , see Table 1.
- iii)** in addition, we test the predictions for all quantities entering the fit using the new fitted parameters, in a way that we look for the 'pull' (= (data central value - predicted value)/(data error) ) of the data. So, although the fit for  $m_{\nu'} = 700$  GeV has  $\chi^2_{\min}/d.o.f$  slightly larger than 1, we have decided to keep this fit, since the predictions with this mass of  $m_{\nu'}$  nicely match with the data.

Having in mind all the facts above, we conclude that our best fits are obtained for  $300 \leq m_{\nu'} \leq 700$ , with the fitted parameters given in Table 2., while the selected  $V_{\text{CKM}}$  matrix elements are presented in Table 3.

The final results at 95% confidence level of the complete  $4 \times 4$  fitted matrices are given below:

$$V_{\text{CKM4}}(m_{\nu'} = 300 \text{ GeV}) = \begin{pmatrix} 0.9742 & 0.2257 & 0.0035e^{-68.9^\circ i} & 0.0018e^{-12.4^\circ i} \\ -0.2255 & 0.9732 & 0.0414 & 0.0102e^{29.8^\circ i} \\ 0.0086e^{-24.1^\circ i} & -0.0416e^{0.7^\circ i} & 0.9649 & 0.2589 \\ -0.0019e^{18.9^\circ i} & 0.0052e^{69.3^\circ i} & -0.2591 & 0.9658 \end{pmatrix}, \quad (2.27)$$

$$V_{\text{CKM4}}(m_{\nu'} = 400 \text{ GeV}) = \begin{pmatrix} 0.9740 & 0.2256 & 0.0036e^{-68.9^\circ i} & 0.0164e^{-87.4^\circ i} \\ -0.2259 & 0.9728 & 0.0414 & 0.0290e^{-76.1^\circ i} \\ 0.0092e^{-27.7^\circ i} & -0.0414 & 0.9932 & 0.1079 \\ -0.0091e^{89.9^\circ i} & 0.0310e^{-94.6^\circ i} & -0.1082 & 0.9935 \end{pmatrix}, \quad (2.28)$$

$$V_{\text{CKM4}}(m_{\nu'} = 500 \text{ GeV}) = \begin{pmatrix} 0.9740 & 0.2256 & 0.0035e^{-68.9^\circ i} & 0.0160e^{-81.1^\circ i} \\ -0.2259 & 0.9726 & 0.0414 & 0.0329e^{-71.8^\circ i} \\ 0.0083e^{-27.1^\circ i} & -0.0416e^{6.0^\circ i} & 0.9934 & 0.1059 \\ -0.0080e^{83.2^\circ i} & 0.0344e^{-100.4^\circ i} & -0.1062e^{0.7^\circ i} & 0.9937 \end{pmatrix}, \quad (2.29)$$

$$V_{\text{CKM4}}(m_{\nu'} = 600 \text{ GeV}) = \begin{pmatrix} 0.9741 & 0.2256 & 0.0035e^{-68.9^\circ i} & 0.0140e^{-75.4^\circ i} \\ -0.2258 & 0.9726 & 0.0414 & 0.0339e^{-66.0^\circ i} \\ 0.0089e^{-26.2^\circ i} & -0.0423e^{6.3^\circ i} & 0.9924 & 0.1149 \\ -0.0058e^{77.9^\circ i} & 0.0343e^{-105.9^\circ i} & -0.1155e^{0.7^\circ i} & 0.9926 \end{pmatrix}, \quad (2.30)$$

$$V_{\text{CKM4}}(m_{t'} = 700 \text{ GeV}) = \begin{pmatrix} 0.9741 & 0.2256 & 0.0035e^{-68.9^\circ i} & 0.0130e^{-72.9^\circ i} \\ -0.2258 & 0.9727 & 0.0414 & 0.0309e^{-62.9^\circ i} \\ 0.0088e^{-26.2^\circ i} & -0.0423e^{5.8^\circ i} & 0.9920 & 0.1179 \\ -0.0056e^{74.7^\circ i} & 0.0309e^{-108.1^\circ i} & -0.1185e^{0.6^\circ i} & 0.9924 \end{pmatrix}. \quad (2.31)$$

Note, that the fitted parameters show small 4th generation mass dependence in the preferable range of  $m_{t'}$ , excluding the fitted  $4 \times 4$  matrix at  $m_{t'} = 300 \text{ GeV}$ , (2.27).

From the above matrices we can see that the fit exhibits constraint  $|V_{tb}| > 0.96$ , which is much stronger than the limit  $|V_{tb}| > 0.74$  following from the single top quark production cross section measurement [20].

Comparing our results with those existing in the literature [32, 36, 37], we can deduce that our fit, under the conditions specified in Sec. 2.2, excludes large mixing between 4th and the first three generations. Our matrix elements  $|V_{ub'}|, |V_{cb'}|, |V_{tb'}|$  from Table 3. are significantly smaller (up to six times for  $|V_{tb'}|$ ) with respect to the same elements obtained by the conservative bound in [32] and in [38]. This is a direct consequence of the applied EW constraint on  $\sin \theta_u$ , (2.23), since otherwise, as already mentioned at the end of Sec. 2.2, the somewhat larger mixing between the third and the fourth generation, relative to the bound from eq.(2.23), is obtained. In [27], the mixing is bounded to  $\sin \theta_{34} \leq 0.14$ .

Considering phases of CKM4, in our approach they are strongly depending on the  $m_{t'}$  mass, oscillating widely, as they do in [32]. In [27], as well as in [32, 38], the fits are performed under the assumption that the phases are free and run between 0 and  $2\pi$ . However, in our global and unique fit, which generates matrices (2.27 - 2.31), the phases are also subject of the fitting procedure. Therefore, the complex interplay between all fitting parameters can significantly influence the final allowed parameter values of the matrix elements.

Although, the standard CKM3 matrix elements, as a part of  $V_{\text{CKM4}}$  were fitted, in our fit their values (2.27 - 2.31) do not contradict the global CKM3 fit from [20]. This is especially true for the less constrained elements like  $V_{td}$  and  $V_{ts}$ .

The obtained fourth generation parameter values (2.27 - 2.31) will be used in the calculation of the rare decay branching ratios and CP partial rate asymmetry in the next sections.

### 3 Rare processes involving the fourth generation

We analyze FCNC decay processes of the fourth generation quarks, in particular of  $t' \rightarrow (c, t)X$ , and  $b' \rightarrow (s, b)X$  with  $(X = H, Z, \gamma, g)$ , arising from the generic one-loop diagrams given in Figs.1. We also study the influence of the 4th generation FCNC model to the ordinary top quark rare decays:  $t \rightarrow cX$ .

The rare FCNC processes of the above type have been extensively studied in the context of various extensions of SM. We base our study on the explicit analytical expressions on  $Q \rightarrow q(Z, \gamma, g)$  given in [39]; with  $Q = (t, t', b')$  and  $q = (c, (t, c), (b, s))$ , respectively. Checks for  $Q \rightarrow q(\gamma, g)$  decays are performed using expressions from [40]. The  $Q \rightarrow qH$  decays were considered in [41].

To obtain the branching ratios, the decay amplitudes will be normalized to the widths of the decaying quarks. For  $t$ -quark decays we have

$$\text{BR}(t \rightarrow cX) = \frac{\Gamma(t \rightarrow cX)}{\Gamma(t \rightarrow bW)}, \quad (3.1)$$

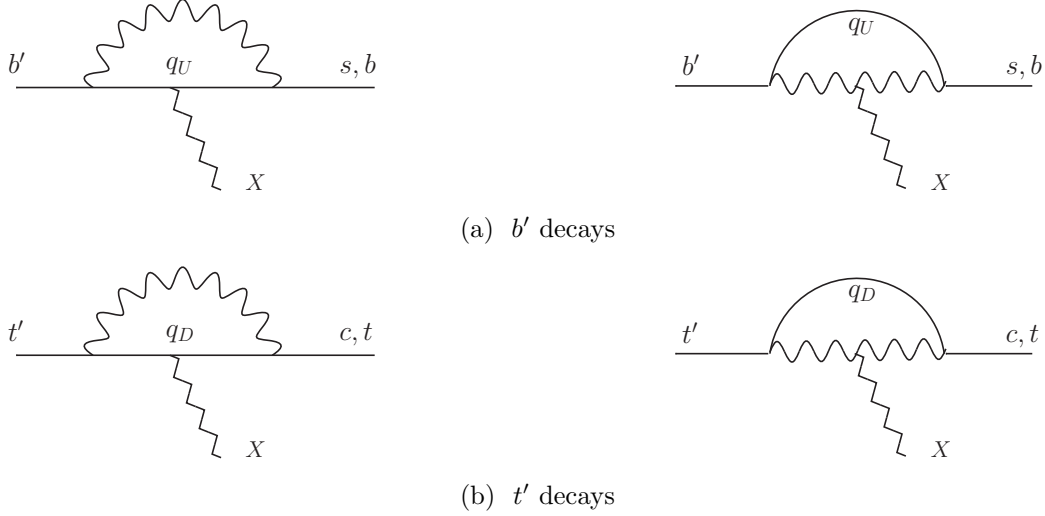


Figure 1: *Generic diagrams for FCNC decays of the 4th generation quarks.  $X$  denotes possible decays to  $X = H, Z, \gamma, g$  and quarks running in the loops are  $q_U = \{u, c, t, t'\}$  and  $q_D = \{d, s, b, b'\}$ .*

while for  $t'$  and  $b'$  decays, we will also take into account the CKM4-suppressed tree level decays. Therefore,

$$\text{BR}(t' \rightarrow (c, t)X) = \frac{\Gamma(t' \rightarrow (c, t)X)}{\Gamma(t' \rightarrow bW) + \Gamma(t' \rightarrow sW)}, \quad (3.2)$$

$$\text{BR}(b' \rightarrow (s, b)X) = \frac{\Gamma(b' \rightarrow (s, b)X)}{\Gamma(b' \rightarrow tW^{(*)}) + \Gamma(b' \rightarrow cW)}, \quad (3.3)$$

where  $b' \rightarrow tW^*$  is effective for  $m_{b'} \leq 255$  GeV. The tree level decays are given by

$$\begin{aligned} \Gamma(Q \rightarrow qW) &= \frac{G_F M_W^3 x_Q^3}{8\pi\sqrt{2}} |V_{Qq}|^2 \sqrt{\lambda(1, (1/x_Q)^2, (x_q/x_Q)^2)} \\ &\times \left( (1 - x_q^2/x_Q^2)^2 + 1/x_Q^2 (1 + x_q^2/x_Q^2) - 2/x_Q^4 \right), \end{aligned} \quad (3.4)$$

where  $\lambda(x, y, z) = x^2 + y^2 + z^2 - 2xy - 2xy - 2yz$  and  $x_i^2 = m_i^2/M_W^2$ . The masses running in the loops in Figs.1 are taken to be current quark masses, while the external masses are considered as pole masses. Practically, this makes no numerical difference in the calculation, apart for  $t \rightarrow cX$  decays with  $b$ -quark running in the loops. There we take  $\bar{m}_b(m_t) = 2.74$  GeV, [40], and, with our set of parameters and  $m_t = 171.2$  GeV, we obtain the following SM results:

$$\begin{aligned} \text{BR}_{SM}(t \rightarrow c\gamma) &= 4.4 \cdot 10^{-14}, & \text{BR}_{SM}(t \rightarrow cg) &= 3.8 \cdot 10^{-12}, \\ \text{BR}_{SM}(t \rightarrow cZ) &= 1.3 \cdot 10^{-14}, & \text{BR}_{SM}(t \rightarrow cH) &= 7.8 \cdot 10^{-15}, \end{aligned} \quad (3.5)$$

comparable with the estimates given in [40, 42]. With the pole masses running in the loops [39], the results become an order of magnitude larger. The values from eqs. (3.5) have to

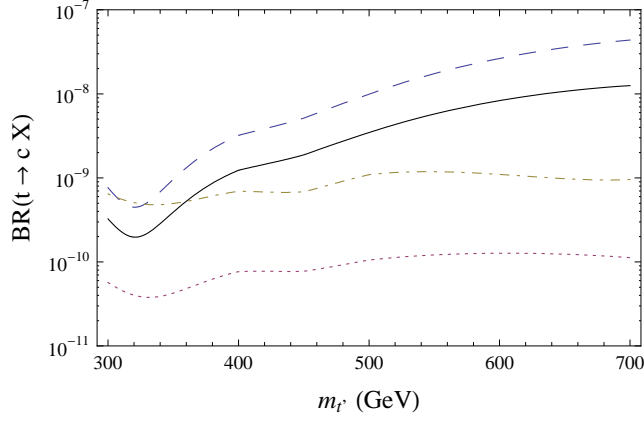


Figure 2: Branching ratios for rare top decays in the model with 4th generation as a function of  $m_{t'}$ , for  $b'$  of the mass  $m_{b'} = m_{t'} - 55$  GeV running in the loops.  $X$  denotes possible decays to  $X = H$  (dashed line),  $Z$  (solid line),  $\gamma$  (dotted line),  $g$  (dashed-dotted line).

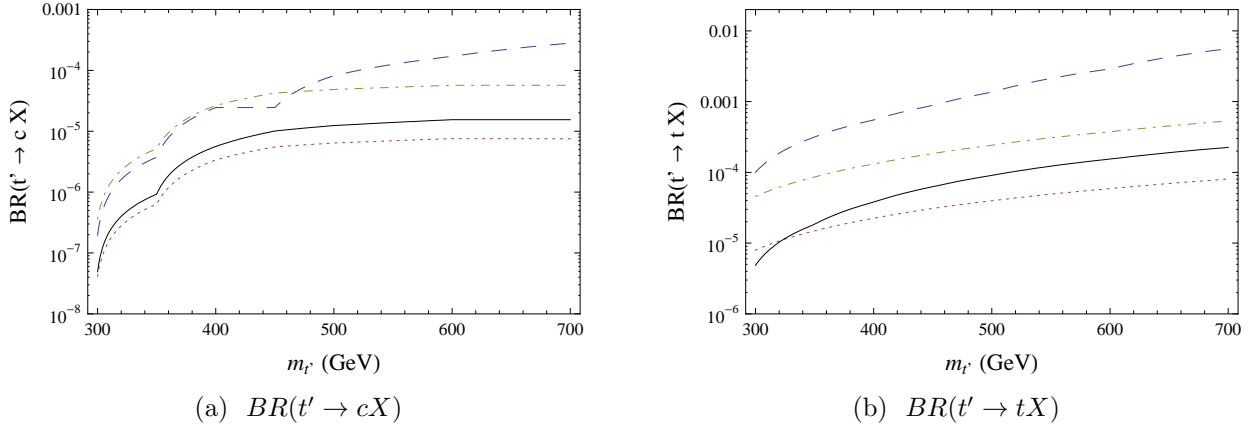


Figure 3: Branching ratios of  $t' \rightarrow (c, t)X$  as a function of  $m_{t'} = m_{b'} + 55$  GeV.  $X$  denotes possible decays to  $X = H$  (dashed line),  $Z$  (solid line),  $\gamma$  (dotted line),  $g$  (dashed-dotted line).

be compared with the largely enhanced BRs of  $t \rightarrow cX$  for 4th generation quarks included in the loops, Fig.2. The foreseen sensitivities for  $t \rightarrow cX$  channels at Tevatron and/or LHC could be sufficient to see these enhanced rates.

Throughout of the calculation the mass of the Higgs boson is taken to be  $m_H = 115$  GeV. Our fit favors fourth generation masses slightly larger than the so-called unitary bound of  $\sim 600$  GeV. In that case the concept of light Higgs boson and the elementary scalar Higgs field is no more appropriate, since the Goldston boson of the electroweak symmetry breaking would couple very strongly to the heavy 4th generation quarks [2, 35]. Therefore, the results for  $m_{t', b'} \geq 600$  GeV have to be taken with precaution.

In the analysis we have also examined the influence of the  $W$ -boson width to the results. The inclusion of the finite width for the  $W$ -boson propagating through the loops, [43], is effective only for the  $t \rightarrow cX$  decays, enhancing BRs by some 10%.

Our prediction for  $BR(t \rightarrow cH)$  given in Fig.2, contrary to [36], always dominates over  $Z, \gamma, g$  modes, in the whole range of  $t'$  mass. For  $t' \rightarrow (c, t)X$  (Fig.3) and  $b' \rightarrow (s, b)X$  (Fig.4)

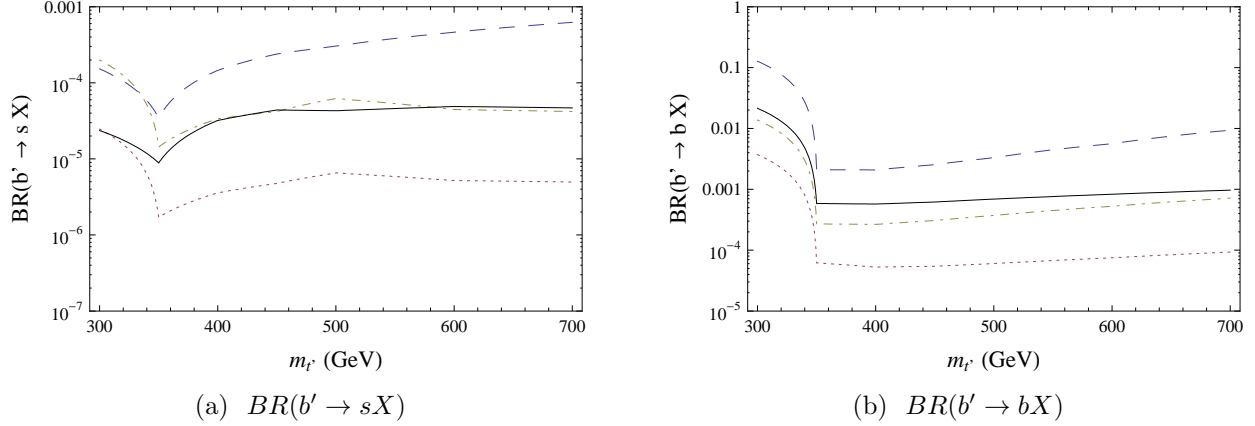


Figure 4: Branching ratios of  $b' \rightarrow (s, b)X$  as a function of  $m_{t'} = m_{b'} + 55$  GeV.  $X$  denotes possible decays to  $X = H$  (dashed line),  $Z$  (solid line),  $\gamma$  (dotted line),  $g$  (dashed-dotted line).

decay modes general behavior is more or less the same, except that for our global fit, both, the gluon and the Higgs modes dominate over  $Z$  and photon modes, apart from the case given in Fig.4b, where  $H$  and  $Z$  dominate over  $g$  and  $\gamma$  modes, respectively. In [36] dominating modes are  $Z$  and the decay into gluon, which is due to a large difference between our CKM4 parameters and the parameters used in [36].

## 4 CP violation

The CP partial rate asymmetry, for decays discussed above, is defined as

$$a_{CP} = \frac{\Gamma(Q \rightarrow qX) - \Gamma(\bar{Q} \rightarrow \bar{q}\bar{X})}{\Gamma(Q \rightarrow qX) + \Gamma(\bar{Q} \rightarrow \bar{q}\bar{X})}. \quad (4.1)$$

Since the rates involve at least two amplitudes with different CP-conserving strong phases coming from the absorptive parts of the loops, while the CP-violating weak phases are provided by the phases in  $V_{CKM4}$ , we expect to find CP violation in FCNC decays of 4th generation quarks [44]. The inclusion of the finite  $W$ -boson width can enhance a CP-asymmetry by enhancing the CP-conserving phases, but, since this happens almost equally for  $\Gamma(Q \rightarrow qX)$  and  $\Gamma(\bar{Q} \rightarrow \bar{q}\bar{X})$ , the effect appear to be at most of 10% level. Estimated CP asymmetries, shown in Figs.5-7 for FCNC rare decay modes, in general oscillate as a function of  $t'$  mass. In particular, important modes for CPV effects are  $b' \rightarrow sX$  decays, as also noted recently in [37]. For  $b' \rightarrow s(H, Z)$  modes we find very interesting maximal CP partial rate asymmetry at  $m_{t'} = 300$  GeV, i.e. 94% and 62% respectively. These large numbers occur due to the  $tW$  loop threshold at  $m_{b'} \simeq 250$  GeV. Other two modes,  $b' \rightarrow s(\gamma, g)$ , produce maximal CPV at  $m_{t'} = 350$  GeV in the amount of 47% and 41% for  $\gamma$  and  $g$ , respectively, and they could be important too, Fig.7a. Maximal CP partial rate asymmetry for  $t \rightarrow cX$  modes occur also at  $m_{t'} = 350$  GeV for  $t \rightarrow cg$ , and it amounts to 18%, Fig.5. For  $t' \rightarrow (c, t)X$  and  $b' \rightarrow bX$  modes  $a_{CP}$  is very small, always bellow 0.25%, Figs.6,7b.

At the end, let us discuss some general features of the CP violation within the model with the 4th family.

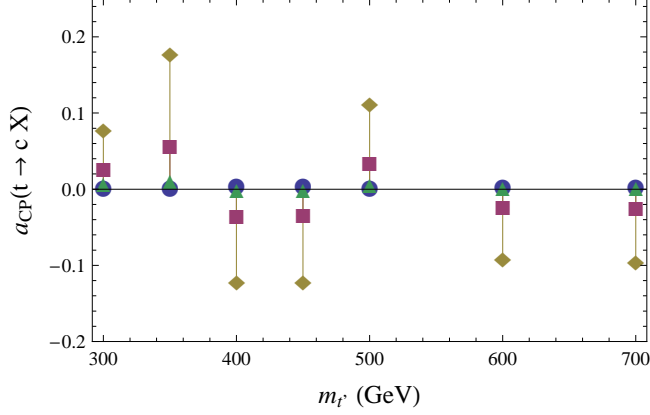


Figure 5: *Fourth generation effect on the  $a_{CP}$  of the rare top decays as a function of  $m_{t'}$ , for  $b'$  of the mass  $m_{b'} = m_{t'} - 55$  GeV running in the loops.  $X$  denotes possible decays to  $X = H(\bullet)$ ,  $Z(\blacktriangle)$ ,  $\gamma(\blacksquare)$ ,  $g(\blacklozenge)$ .*

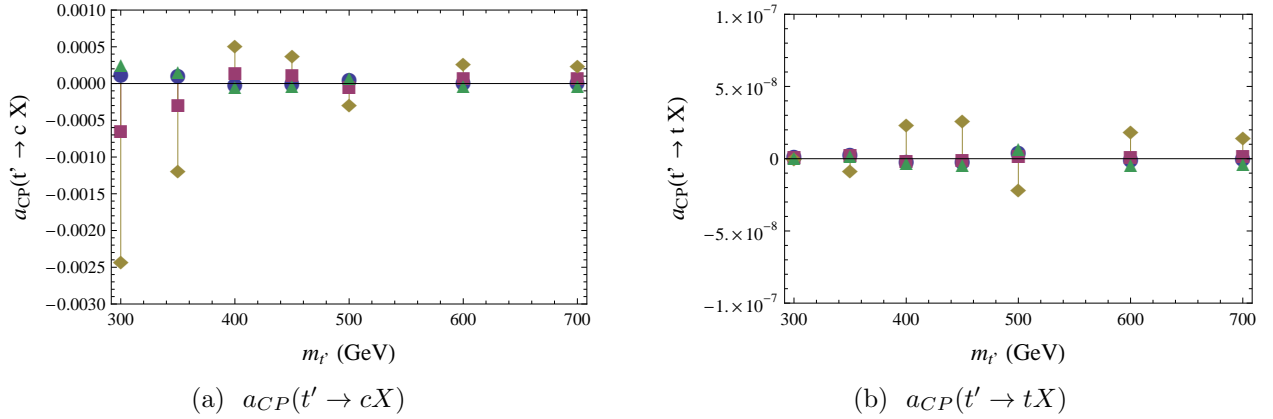


Figure 6: *CP asymmetries in  $t' \rightarrow (c, t)X$  decays as a function of  $m_{t'} = m_{b'} + 55$  GeV.  $X$  denotes possible decays to  $X = H(\bullet)$ ,  $Z(\blacktriangle)$ ,  $\gamma(\blacksquare)$ ,  $g(\blacklozenge)$ .*

Following the analysis of Ref.[45], we calculate the strengths  $|B_i|$  of CP violation for a fourth family in the chiral limit  $m_{u,d,c} = 0$ . Definitions of the relevant imaginary products in the chiral limit are [45]:

$$B_1 \equiv \text{Im}V_{cb}V_{t'b}^*V_{t'b'}V_{cb'}^* , \quad (4.2)$$

$$B_2 \equiv \text{Im}V_{tb}V_{t'b}^*V_{t'b'}V_{tb'}^* , \quad (4.3)$$

$$B_3 \equiv \text{Im}V_{cb}V_{tb}^*V_{tb'}V_{cb'}^* . \quad (4.4)$$

In the paper [45] a rigorous upper bound on  $|B_i| \leq 10^{-2}$  in the model with the 4th family was obtained. Calculating these quantities explicitly for the values of our CKM4 matrix elements (2.27-2.31), we obtain the strengths of the CP violation of the order

$$|B_{1,2,3}| \simeq \begin{cases} 5 \cdot 10^{-5} & \text{for } m_{t'} = 300 \text{ GeV,} \\ 10^{-4} & \text{for } m_{t'} = [400 - 700] \text{ GeV.} \end{cases} \quad (4.5)$$

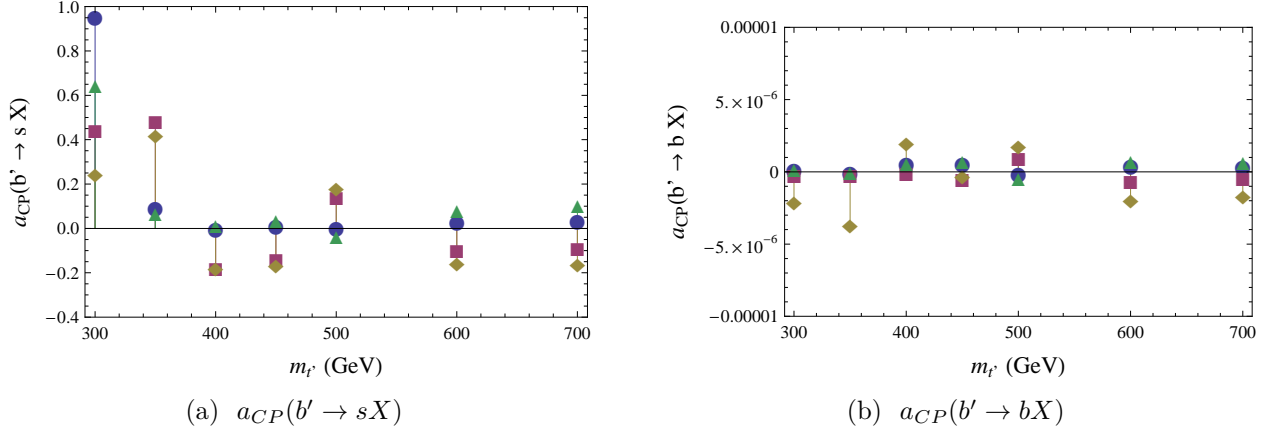


Figure 7: *CP asymmetries in  $b' \rightarrow (s, b)X$  decays as a function of  $m_{t'} = m_{b'} + 55$  GeV.  $X$  denotes possible decays to  $X = H(\bullet)$ ,  $Z(\blacktriangle)$ ,  $\gamma(\blacksquare)$ ,  $g(\blacklozenge)$ .*

The area of the unitary quadrangle  $A_{bb'}$ , with the sides  $V_{ub}V_{ub'}^*$ ,  $V_{cb}V_{cb'}^*$ ,  $V_{tb}V_{tb'}^*$ ,  $V_{t'b}V_{t'b'}^*$ , describing CPV in the chiral limit, is

$$A_{bb'} = \frac{1}{4} \{ |B_1 + B_2| + |B_1 + B_3| + |B_2| + |B_3| \}, \quad (4.6)$$

and with our fitted parameters amounts to

$$2A_{bb'} \simeq \begin{cases} 10^{-5} & \text{for } m_{t'} = 300 \text{ GeV,} \\ 4 \cdot 10^{-4} & \text{for } m_{t'} = [400 - 700] \text{ GeV.} \end{cases} \quad (4.7)$$

The same values are obtained for the area of the unitary quadrangle from eq.(1.4), defined by the unitarity relation  $V_{us}V_{ub}^* + V_{cs}V_{cb}^* + V_{ts}V_{tb}^* + V_{t's}V_{t'b}^* = 0$ . This has to be compared with the amount of CPV in the three-generation SM given by  $|\text{Im}V_{ij}V_{kj}^*V_{kl}^*V_{il}^*| \leq 5 \times 10^{-5}$ .

We see that the measure of the CPV in the 4th generation model is only slightly larger than the amount of CPV in SM3 and this happens only for larger extra quark masses. It seems that extra quarks can give us new sources of large CPV phenomena, but, in general, cannot bring significant cumulative effect in the strength of CPV (4.7). Therefore, a huge enhancement in the Jarlskog invariant  $J_{234}^{bs}$  (1.4), in the model with the 4th family, comes predominantly from the large  $m_{b'}$  and  $m_{t'}$ .

## 5 Discussion and Conclusions

In this paper we investigate the CP-violating decay processes involving the fourth quark generation and find large CP partial rate asymmetries for some of decay modes. We achieve that by constructing and employing global unique fit of the unitary CKM4 mass matrix. Our fit for certain values of the 4th generation quark mixing matrix elements for  $300 \leq m_{t'} \leq 700$  GeV, produces highly enhanced  $a_{CP}$  for  $b' \rightarrow s$  decay modes. A dominance of  $a_{CP}(b' \rightarrow s (H, Z; \gamma, g)) = (95, 62; 47, 41)\%$  at  $m_{t'} \simeq 300; 350$  GeV with respect to all other modes is particularly interesting.

It is important to note here that all quantities appearing in the 4th generation mixing matrix were subject to our fitting procedure, contrary to [27, 32, 38]. So, the phases of

$V_{\text{CKM4}}$  are fitted too, and, the complex interplay between all fitted parameters significantly influences the final fit of the matrix elements (2.27-2.31), and therefore the estimated CP partial rate asymmetries as well.

We have inspected FCNC decay processes of the 4th generation quarks,  $b' \rightarrow s X$ ,  $b' \rightarrow b X$ ,  $t' \rightarrow c X$ ,  $t' \rightarrow t X$ , with  $X = H, Z, \gamma, g$ , and the top decays  $t \rightarrow c X$  for 4th generation quarks running in the loops. The branching ratios of these rare top decays gets highly enhanced due to the presence of the 4th family quarks. Considering first the CPV effects for  $t \rightarrow c X$  modes, we have found  $|a_{CP}(t \rightarrow cg)| \simeq 8 - 18 \%$  at  $m_{t'} = 300 - 700$  GeV; for  $t \rightarrow c\gamma$  mode  $a_{CP}$  is always below 6%, while for  $t \rightarrow c(H, Z)$  asymmetries are negligible, Fig.5. The  $a_{CP}$ , as a function of  $t'$  mass between 300 and 700 GeV, oscillate for all decay modes, Figs.5-7. As already noted, the  $b' \rightarrow s (H, Z)$  modes with 95(62)% CP asymmetries at  $m_{t'} = 300$  GeV dominate absolutely due to the  $tW$  loop threshold at  $m_{t'} \simeq 250$  GeV. However,  $a_{CP} = 47(41)\%$  for other two modes,  $b' \rightarrow s(\gamma, g)$ , Fig.7a, are more reliable as theoretical predictions and for measurements as well. Namely, the theoretical fact is that  $a_{CP}(b' \rightarrow s(\gamma, g))$  receive maximal values for  $m_{t'} \simeq 350$  GeV, which is shifted away from the  $tW$  loop threshold. From the experimental point of view the best decay mode, out of  $b' \rightarrow s$  modes, is certainly  $b' \rightarrow s\gamma$ , because of the presence of a clean signal from the high energy single photon in the final state. However, the bad point is the fact that  $BR(b' \rightarrow s\gamma)$ , at  $m_{t'} = 350$  GeV, could be as small as  $10^{-6}$ , Fig.4a, which is at the edge of the observable region for the LHC. On the other hand, the shift down from  $m_{t'} = 350$  GeV to  $m_{t'} = 300$  GeV increases  $BR(b' \rightarrow s\gamma)$  more than one order of magnitude (see Fig.4a), and only slightly decreases  $a_{CP}(b' \rightarrow s\gamma)$  from 47% to 42% (Fig.7a). Therefore, for  $m_{t'} = 300, 350$  GeV the required number of  $b'$  quarks produced, in order to obtain a  $3\sigma$  CP violation effect, is  $N_{b'} = 2.6 \cdot 10^6, 4.1 \cdot 10^7$ , respectively, which is a goal attainable after a few years of operating the LHC [46] at  $\mathcal{O}(\text{few } 100) \text{ fb}^{-1}$ .

Comparing our estimate for  $a_{CP}(b' \rightarrow s\gamma) = 47\%$  (see Fig.7a) with very recent predictions of ref. [37] we have found agreement up to expected differences coming from the fitting procedure and the fitted CKM4 elements (2.27-2.31).

Discussing implications for the collider experiments we conclude: There are fair chances for the 4th generation quarks  $b'$  and  $t'$  to be observed at LHC and that their branching ratios could be measured. If LHC or future colliders discover 4th generation quarks at energies we assumed, it is highly probable that with well executed tagging large CP partial rate asymmetry could be found too.

## Acknowledgments

We would like to acknowledge M. Vysotsky for many stimulating comments, discussions and careful reading of the manuscript. Comments from A. Soni are appreciated too. B.M. acknowledges the hospitality of Department of Physics, Technion, Haifa and G.E. wishes to thank the members of the Theoretical Physics Department at the Rudjer Bošković Institute, Zagreb, for their kind hospitality. The work of B.M. and J.T. are supported by the Croatian Ministry of Science Education and Sports projects No. 098-0982930-2864 and 098-0982930-2900, respectively. Work of G.E. received financial support from Technion, Haifa. The work of J. T. is also in part supported by the EU (HEPTOOLS) project under contract MRTN-CT-2006-035505.



## References

- [1] P. H. Frampton, P. Q. Hung and M. Sher, Phys. Rept. **330**, 263 (2000) [arXiv:hep-ph/9903387].
- [2] B. Holdom, W. S. Hou, T. Hurth, M. L. Mangano, S. Sultansoy and G. Unel, arXiv:0904.4698 [hep-ph].
- [3] V. A. Novikov, L. B. Okun, A. N. Rozanov and M. I. Vysotsky, Phys. Lett. B **529**, 111 (2002) [arXiv:hep-ph/0111028]; V. A. Novikov, A. N. Rozanov and M. I. Vysotsky, arXiv:0904.4570 [hep-ph].
- [4] G. D. Kribs, T. Plehn, M. Spannowsky and T. M. P. Tait, Phys. Rev. D **76**, 075016 (2007) [arXiv:0706.3718 [hep-ph]]; H.-J. He, N. Polonsky, S. Su, Phys. Rev. D **64**, 053004 (2001) [hep-ph/0102144].
- [5] M. E. Peskin and T. Takeuchi, Phys. Rev. D **46**, 381 (1992).
- [6] P. Q. Hung, Phys. Rev. Lett. **80**, 3000 (1998) [arXiv:hep-ph/9712338].
- [7] W. S. Hou, R. S. Willey and A. Soni, Phys. Rev. Lett. **58**, 1608 (1987) [Erratum-ibid. **60**, 2337 (1988)]; G. Eilam, J. L. Hewett and T. G. Rizzo, Phys. Lett. B **193**, 533 (1987).
- [8] N. G. Deshpande and J. Trampetic, Phys. Rev. D **40** (1989) 3773.
- [9] N. G. Deshpande and J. Trampetic, Phys. Rev. D **41** (1990) 2926.
- [10] W. S. Hou, A. Soni and H. Steger, Phys. Rev. Lett. **59**, 1521 (1987).
- [11] B. Holdom, Phys. Rev. Lett. **57**, 2496 (1986) [Erratum-ibid. **58**, 177 (1987)]; W. A. Bardeen, C. T. Hill and M. Lindner, Phys. Rev. D **41**, 1647 (1990); T. Elliott and S. F. King, Z. Phys. C **58**, 609 (1993) [arXiv:hep-ph/9206202]; G. Burdman and L. Da Rold, JHEP **0712**, 086 (2007) [arXiv:0710.0623 [hep-ph]].
- [12] J. Alwall *et al.*, Eur. Phys. J. C **49** (2007) 791 [arXiv:hep-ph/0607115].
- [13] W. S. Hou, M. Nagashima and A. Soddu, Phys. Rev. Lett. **95**, 141601 (2005) [arXiv:hep-ph/0503072]; A. Soni, arXiv:0907.2057 [hep-ph]; A. Soni, A. K. Alok, A. Giri, R. Mohanta and S. Nandi, arXiv:0807.1971 [hep-ph]. For another application to B physics see, i.e.: K. Zeynali and V. Bashiry, Phys. Rev. D **78**, 033001 (2008).
- [14] W. S. Hou, Chin. J. Phys. **47**, 134 (2009) [arXiv:0803.1234 [hep-ph]].
- [15] R. Fok and G. D. Kribs, Phys. Rev. D **78** (2008) 075023 [arXiv:0803.4207 [hep-ph]].
- [16] Y. Kikukawa, M. Kohda and J. Yasuda, arXiv:0901.1962 [hep-ph].
- [17] C. Jarlskog, Phys. Rev. Lett. **55**, 1039 (1985).
- [18] L. Wolfenstein, Phys. Rev. Lett. **51**, 1945 (1983).

- [19] F. J. Botella and L. L. Chau, Phys. Lett. B **168** (1986) 97. For other parameterizations see e.g.: H. Harari and M. Leurer, Phys. Lett. B **181**, 123 (1986) and ref. [10].
- [20] C. Amsler *et al.* [Particle Data Group], Phys. Lett. B **667**, 1 (2008).
- [21] CERN Minuit - physics analysis tool for function minimization, <http://lcgapp.cern.ch/project/cls/work-packages/mathlibs/minuit/home.html>
- [22] T. Hattori, T. Hasuike and S. Wakaizumi, Phys. Rev. D **60** (1999) 113008 [arXiv:hep-ph/9908447]; A. J. Buras, arXiv:hep-ph/0101336; A. J. Buras and M. Jamin, JHEP **0401** (2004) 048 [arXiv:hep-ph/0306217]; J. F. Donoghue, E. Golowich, B. R. Holstein and J. Trampetic, Phys. Lett. B **179** (1986) 361 [Erratum-ibid. **188B** (1987) 511].
- [23] E. Golowich, J. Hewett, S. Pakvasa and A. A. Petrov, Phys. Rev. D **76**, 095009 (2007) [arXiv:0705.3650 [hep-ph]]; J. F. Donoghue, E. Golowich, B. R. Holstein and J. Trampetic, Phys. Rev. D **33** (1986) 179; G. Burdman, E. Golowich, J. L. Hewett and S. Pakvasa, Phys. Rev. D **66** (2002) 014009 [arXiv:hep-ph/0112235].
- [24] A. J. Buras, M. Jamin and P. H. Weisz, Nucl. Phys. B **347**, 491 (1990); A. Lenz and U. Nierste, JHEP **0706**, 072 (2007) [arXiv:hep-ph/0612167]. M. Beneke, G. Buchalla, C. Greub, A. Lenz and U. Nierste, Phys. Lett. B **459**, 631 (1999) [arXiv:hep-ph/9808385]; M. Beneke, G. Buchalla, A. Lenz and U. Nierste, Phys. Lett. B **576**, 173 (2003) [arXiv:hep-ph/0307344]; M. Ciuchini, E. Franco, V. Lubicz, F. Mescia and C. Tarantino, JHEP **0308**, 031 (2003) [arXiv:hep-ph/0308029].
- [25] C. Greub and T. Hurth, Phys. Rev. D **56** (1997) 2934 [arXiv:hep-ph/9703349]; A. L. Kagan and M. Neubert, Eur. Phys. J. C **7** (1999) 5 [arXiv:hep-ph/9805303]; A. J. Buras, arXiv:hep-ph/9806471.
- [26] T. Inami and C. S. Lim, Prog. Theor. Phys. **65**, 297 (1981) [Erratum-ibid. **65**, 1772 (1981)].
- [27] T. Yanir, JHEP **0206** (2002) 044 [arXiv:hep-ph/0205073].
- [28] V. Lubicz and C. Tarantino, Nuovo Cim. **123B** (2008) 674 [arXiv:0807.4605 [hep-lat]].
- [29] A. J. Buras and D. Guadagnoli, Phys. Rev. D **79** (2009) 053010 [arXiv:0901.2056 [hep-ph]]; M. Blanke, A. J. Buras, B. Duling, S. Recksiegel and C. Tarantino, arXiv:0906.5454 [hep-ph].
- [30] E. Lunghi and A. Soni, Phys. Lett. B **666** (2008) 162 [arXiv:0803.4340 [hep-ph]].
- [31] D. J. Antonio *et al.* [RBC Collaboration and UKQCD Collaboration], Phys. Rev. Lett. **100** (2008) 032001 [arXiv:hep-ph/0702042].
- [32] M. Bobrowski, A. Lenz, J. Riedl and J. Rohrwild, arXiv:0902.4883 [hep-ph].
- [33] M. S. Chanowitz, Phys. Rev. D **79** (2009) 113008 [arXiv:0904.3570 [hep-ph]].

- [34] T. Aaltonen *et al.* [CDF Collaboration], Phys. Rev. D **76**, 072006 (2007) [arXiv:0706.3264 [hep-ex]]; T. Aaltonen *et al.* [CDF Collaboration], Phys. Rev. Lett. **100**, 161803 (2008) [arXiv:0801.3877 [hep-ex]]; P. Q. Hung and M. Sher, Phys. Rev. D **77**, 037302 (2008) [arXiv:0711.4353 [hep-ph]].
- [35] B. Holdom, JHEP **0608** (2006) 076 [arXiv:hep-ph/0606146]
- [36] A. Arhrib and W. S. Hou, JHEP **0607**, 009 (2006) [arXiv:hep-ph/0602035].
- [37] A. Arhrib and W. S. Hou, arXiv:0908.0901 [hep-ph].
- [38] J. A. Herrera, R. H. Benavides and W. A. Ponce, Phys. Rev. D **78** (2008) 073008 [arXiv:0810.3871 [hep-ph]].
- [39] G. Eilam, J. L. Hewett and A. Soni, Phys. Rev. D **44** (1991) 1473 [Erratum-ibid. D **59** (1999) 039901]; G. Eilam, M. Frank and I. Turan, Phys. Rev. D **73** (2006) 053011 [arXiv:hep-ph/0601151].
- [40] J. A. Aguilar-Saavedra and B. M. Nobre, Phys. Lett. B **553** (2003) 251 [arXiv:hep-ph/0210360].
- [41] B. Haeri, A. Soni and G. Eilam, Phys. Rev. Lett. **62** (1989) 719; G. Eilam, B. Haeri and A. Soni, Phys. Rev. D **41** (1990) 875; B. Mele, S. Petrarca and A. Soddu, Phys. Lett. B **435** (1998) 401 [arXiv:hep-ph/9805498]; W. S. Hou and R. G. Stuart, Phys. Lett. B **233** (1989) 485; W. S. Hou and R. G. Stuart, Phys. Rev. D **43** (1991) 3669.
- [42] J. A. Aguilar-Saavedra, Acta Phys. Polon. B **35** (2004) 2695 [arXiv:hep-ph/0409342].
- [43] G. Eilam, J. L. Hewett and A. Soni, Phys. Rev. Lett. **67** (1991) 1979; J. M. Soares, Phys. Rev. Lett. **68** (1992) 2102; G. Eilam, J. L. Hewett and A. Soni, Phys. Rev. Lett. **68** (1992) 2103.
- [44] D. Atwood, S. Bar-Shalom, G. Eilam and A. Soni, Phys. Rept. **347** (2001) 1 [arXiv:hep-ph/0006032].
- [45] F. del Aguila, J. A. Aguilar-Saavedra and G. C. Branco, Nucl. Phys. B **510** (1998) 39 [arXiv:hep-ph/9703410].
- [46] CMS Physics Technical Design Report CERN/LHCC 2006-001, vol.1; M. Pieri *et al.*, CMS Note 2006/112.