

# Chaos Synchronization with Dynamic Filters: Two Way is Better Than One Way

Ido Kanter,<sup>1</sup> Evi Kopelowitz,<sup>1</sup> Johannes Kestler,<sup>2</sup> and Wolfgang Kinzel<sup>2</sup>

<sup>1</sup>*Department of Physics, Bar-Ilan University, Ramat-Gan, 52900 Israel*

<sup>2</sup>*Institute for Theoretical Physics, University of Würzburg, Am Hubland, 97074 Würzburg, Germany*

Two chaotic systems which interact by mutually exchanging a signal built from their delayed internal variables, can synchronize. A third unit may be able to record and to manipulate the exchanged signal. Can the third unit synchronize to the common chaotic trajectory, as well? If all parameters of the system are public, a proof is given that the recording system can synchronize as well. However, if the two interacting systems use private commutative filters to generate the exchanged signal, a driven system cannot synchronize. It is shown that with *dynamic* private filters the chaotic trajectory even cannot be calculated. Hence two way (interaction) is more than one way (drive). The implication of this general result to secret communication with chaos synchronization is discussed.

PACS numbers: 05.45.Vx, 05.45.Xt, 05.45.-a

Chaos synchronization is one of the most intriguing phenomena in the wide field of synchronization. On one hand a chaotic system is very unpredictable, and two chaotic systems, starting from almost identical initial states, end in completely uncorrelated trajectories [1]. On the other hand, two chaotic systems which are coupled by some of their internal variables can synchronize to a common identical chaotic motion [2, 3]. This phenomenon has attracted a lot of attention, mainly because of its potential for secure communication. A secret message can be modulated on the chaotic signal of a sender, and a receiver with an identical system which is driven by the modulated signal can decrypt this message [4, 5]. In fact, communication with chaos synchronization has recently been demonstrated with semiconductor lasers which were synchronized over a distance of 120 km in a public fiber network [6].

Such a unidirectional configuration, a sender A is driving a receiver B, is susceptible to an attack. A third unit E, which is coupled to the transmitted signal, can synchronize as well, provided it has identical parameters. Therefore, a bi-directional configuration has been suggested where two chaotic units interact and synchronize by their mutual signals [7, 8]. In this case, a driven unit E responds differently to the signal than the two interacting partners A and B. This opens the possibility for public encryption protocols. Although an attacker knows all parameters of the system and although he can record any transmitted signal, he cannot decrypt the secret message.

This kind of public encryption relies on the fact, that two chaotic systems A and B synchronize by bi-directional interaction whereas a third unit E which is only driven by the transmitted signal cannot synchronize. However, it is not obvious that this is possible, at all. On one hand, the two mutually coupled chaotic systems influence the dynamics of each other and can accelerate the synchronization by enhancing coherent moves, whereas the unidirectionally coupled system, a listener,

cannot influence the synchronization process. On the other hand, the listener is allowed to record the exchanged signals and to manipulate the recorded signals, without affecting the synchronization process [9]. In fact, Taken's theorem provides a mathematical proof that it is possible to reconstruct the complete chaotic trajectory from the transmitted signal [10]. Hence, in principle an attacker may be able to calculate the chaotic trajectory. In practice, however, it may be difficult to achieve perfect synchronization, in particular for realizations with semiconductor lasers [7, 11]. But the main problem of nonlinear dynamics remains: Is it possible that two interacting chaotic units synchronize whereas a third unit which is driven by the transmitted signal cannot synchronize? Note that the two partners are not allowed to exchange any secret information; the attacker E knows all the details which A knows about the system of B and vice versa.

The question raised before – in short "Is two-way better than one-way?" – is addressed in this Letter. First, for identical partners which synchronize by a bi-directional signal we prove that an attacking chaotic unit can synchronize, as well. However, for non-identical partners which use private commutative filters we show that two interacting units can synchronize whereas a driven unit can neither synchronize nor calculate the synchronized trajectory from the transmitted signal.

We differentiate between two possible types of unidirectional listeners: hardware listeners and software listeners. A hardware listener consists of a similar chaotic setup to those of the synchronized chaotic partners, whereas a software listener is capable to record and to mathematically manipulate the recorded signal.

We start with a proof that a hardware listener is possible for any identical chaotic units which interact by exchanging a function of some of their internal variables. This function may be nonlinear and may contain delayed variables. For simplicity, we consider the simple case of iterated chaotic maps, but the proof holds for ordinary

differential equations with delay, as well. Consider two partners  $x^A$  and  $x^B$ . Their dynamics is controlled by a general self-feedback function  $f$  and a general coupling function  $g$  which are both nonlinear functions of the history  $\tau$  steps back

$$\begin{aligned} x_t^A &= f(\vec{x}_t^A) + g(\vec{x}_t^B) \\ x_t^B &= f(\vec{x}_t^B) + g(\vec{x}_t^A) \end{aligned} \quad (1)$$

where  $\vec{x}_t = (x_{t-1}, \dots, x_{t-\tau})$ . Since the coupling is symmetric, these equations may be transformed to the center of mass of the partners,  $d_t = \frac{1}{2}(x_t^A - x_t^B)$  and  $s_t = \frac{1}{2}(x_t^A + x_t^B)$ , which gives

$$2d_t = f(\vec{s}_t + \vec{d}_t) - f(\vec{s}_t - \vec{d}_t) + g(\vec{s}_t - \vec{d}_t) - g(\vec{s}_t + \vec{d}_t) \quad (2)$$

where  $2d_t$  is actually the distance between  $x^A$  and  $x^B$  and is also a measure of their synchronization. Linear expansion for small  $d_t$  gives

$$d_t = \nabla_{\vec{s}_t} f \cdot \vec{d}_t - \nabla_{\vec{s}_t} g \cdot \vec{d}_t. \quad (3)$$

The dynamics of the listener,  $x_t^E$ , is influenced by both transmitted signals from  $x^A$  and  $x^B$ , and he compensates the two received signals by subtracting the same amount from its own signal

$$x_t^E = f(\vec{x}_t^E) - g(\vec{x}_t^E) + g(\vec{x}_t^A) + g(\vec{x}_t^B). \quad (4)$$

The distance between the listener and the partner  $x^A$ , for instance, is defined by  $e_t = x_t^A - x_t^E$ . Applying the same transformation as above and linear expansion for small  $e_t$  give

$$e_t = \nabla_{\vec{s}_t + \vec{d}_t} f \cdot \vec{e}_t - \nabla_{\vec{s}_t + \vec{d}_t} g \cdot \vec{e}_t. \quad (5)$$

The comparison between (3) and (5) indicates that both dynamics are governed by the same conditional Lyapunov exponents, which implies that the listener will synchronize together with the partners. Hence, there is no advantage in mutual coupling over unidirectional coupling when dealing with transmitted signals which are an identical public function of the output of the deterministic chaotic maps.

The hardware listener, defined by Eq. (4), is able to synchronize to the two interacting units A and B, a software listener is not required for this case.

But now we extend the configuration, Eq. (1), to the case of non-identical units  $x^A$  and  $x^B$ . Both units are using different functions  $g_A$  and  $g_B$ , and the two transmitted signals are  $g_B(\vec{x}_t^B)$  and  $g_A(\vec{x}_t^A)$ . These functions are private, only  $x^A$  knows  $g_A$  and  $x^B$  knows  $g_B$ , and they commute,  $g_A(g_B(x)) = g_B(g_A(x))$ . Since a listener does not know these functions, he cannot use them for his hardware attack. On the other side, when the two partners  $x^A$  and  $x^B$  are synchronized,  $x_t^A = x_t^B$ , they receive an identical drive  $g_A(g_B(\vec{x}_t^A))$ . In the following



FIG. 1: A setup of two time-delayed, mutually coupled units, where each unit has a filter influencing both transmitting and receiving signals.

we use linear filters for the two functions  $g$ . Do the two chaotic units  $x^A$  and  $x^B$  synchronize in this case?

This question is answered below by one of the simplest chaotic maps, the Bernoulli map, and with linear filters. Without filters, the dynamics of the two mutually coupled units  $x_t^A$  and  $x_t^B$  can be analyzed analytically and is given by

$$\begin{aligned} x_{t+1}^A &= (1 - \varepsilon)f(x_t^A) + \varepsilon[\kappa f(x_{t-\tau}^A) + (1 - \kappa)f(x_{t-\tau}^B)] \\ x_{t+1}^B &= (1 - \varepsilon)f(x_t^B) + \varepsilon[\kappa f(x_{t-\tau}^B) + (1 - \kappa)f(x_{t-\tau}^A)] \end{aligned} \quad (6)$$

where  $f(x) = (ax) \bmod 1$ . The parameter  $\varepsilon$  indicates the weight of the delayed terms,  $\kappa$  stands for the strength of the self-coupling term and a Bernoulli map is chaotic for  $a > 1$ . Note that  $[0, 1]$  is the allowed range for  $\varepsilon$  and  $\kappa$ . A linear expansion of the distance  $d_t = x_t^A - x_t^B$  leads to

$$d_{t+1} = (1 - \varepsilon)ad_t + \varepsilon a(2\kappa - 1)d_{t-\tau}. \quad (7)$$

By assuming that the distance converges/diverges exponentially in time,  $d_t = c^t$ , it is possible to find an expression for the largest conditional Lyapunov exponent [12, 13]. We find that the largest Lyapunov exponent is negative and synchronization is achieved for

$$\frac{a-1}{2a\varepsilon} < \kappa < \frac{2a\varepsilon + 1 - a}{2a\varepsilon} \quad (8)$$

as is depicted in figure 2(a).

Now each partner adds a filter at the end of the communication channel. The most simple *commutative* filter one can consider is convolution. Although this is a simple linear procedure, we show that both hardware and software listeners fail to synchronize.

The transmitted signal is now defined by

$$T_t^{A,B} = g_{A,B}(\vec{x}_t^{A,B}) = \sum_{\nu=0}^{N-1} K_{A,B}^{\nu} f(x_{t-\nu}^{A,B}) \quad (9)$$

where  $K_A^{\nu}, K_B^{\nu} \in [0, 1]$  are the private keys (filters) chosen randomly by each one of the partners, and  $\nu = 0, 1, \dots, N-1$ . We demand that  $\sum_{\nu=0}^{N-1} K_{A,B}^{\nu} = 1$ , in order to ensure that the transmitted signal is limited by  $[0, 1]$ . Before arriving to the other end of the channel, the transmitted signal  $T$  encounters the second filter and the received signal is

$$R_t^{A,B} = g_{B,A}(\vec{T}_t^{A,B}) = \sum_{\mu,\nu=0}^{N-1} K_B^{\nu} K_A^{\mu} f(x_{t-\nu-\mu}^{A,B}). \quad (10)$$

These quantities  $R_t^{A,B}$  drive the units B and A, respectively. For the case of  $N = 2$ , equation (10) yields

$$R_t^{A,B} = \alpha f(x_t^{A,B}) + \beta f(x_{t-1}^{A,B}) + \gamma f(x_{t-2}^{A,B}) \quad (11)$$

Where  $\alpha = K_A K_B$ ,  $\beta = K_A(1 - K_B) + K_B(1 - K_A)$ , and  $\gamma = (1 - K_A)(1 - K_B)$ . For such a configuration the equations of dynamics are given by

$$\begin{aligned} x_{t+1}^A &= (1 - \varepsilon)f(x_t^A) + \varepsilon\kappa f(x_{t-\tau}^A) + \varepsilon(1 - \kappa)R_{t-\tau}^B \\ x_{t+1}^B &= (1 - \varepsilon)f(x_t^B) + \varepsilon\kappa f(x_{t-\tau}^B) + \varepsilon(1 - \kappa)R_{t-\tau}^A \end{aligned} \quad (12)$$

Similarly to the case without filters, we calculate an expression for the largest Lyapunov exponent and examine the regime of synchronization. Since the values of the private keys  $K_A, K_B$  are random, we calculate the probability of achieving synchronization in the phase space of  $(\varepsilon, \kappa)$  by sampling random sets of keys. In figure 2 we compare the regimes of synchronization for the basic setup with the lack of filters (a) and static-filters setup (b). We found that even in this case, the regime of synchronization is almost unchanged, and in addition, there exists a large fraction of the phase space where synchronization is achieved with a probability close to 1.

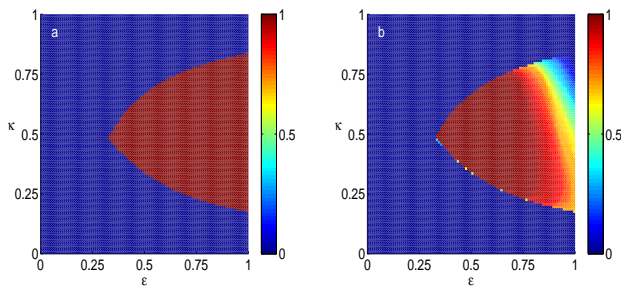


FIG. 2: Analytic results for the fraction of the phase space,  $(\varepsilon, \kappa)$ , where synchronization is achieved for a Bernoulli map with  $\tau = 40$  and  $a = 1.5$ . (a) With the absence of filters, synchronization is achieved only in the red regime. (b) The probability to synchronize in the phase space in the case of a static filters with  $N = 2$ .

The synchronization time,  $t_{synch}$ , is determined by simulations and is found to scale with the parameters  $(\tau, K_A, K_B)$  as

$$t_{synch} \propto \tau^{\xi(K_A, K_B)}. \quad (13)$$

High values of keys,  $K_A, K_B \rightarrow 1$ , correspond to the case of no filters, ( $\alpha \rightarrow 1$  and  $\beta, \gamma \rightarrow 0$ ), and ensure fast synchronization that grows almost linearly with  $\tau$ ,  $\xi(K_A, K_B) \sim 1$ . As we decrease the values of the keys we find that  $\xi(K_A, K_B)$  increases, indicating a longer synchronization time. In figure 3 we present  $t_{synch}$  as a function of  $\tau$  for different regimes of  $(K_A, K_B)$ . In figure 3(a),  $K_A, K_B \in (0.89, 0.91)$  therefore we find an almost linear linear dependence  $\xi \simeq 1.07$ . In figure 3(b),

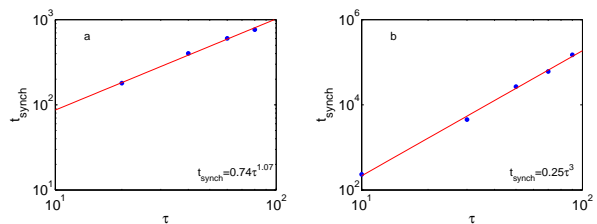


FIG. 3: Synchronization time vs.  $\tau$  (a)  $K_A, K_B \in (0.89, 0.91)$  (b)  $K_A, K_B \in (0.59, 0.61)$ . The solid lines were obtained by linear regression indicating  $\xi \sim 1.07, 3$  for (a) and (b), respectively.

$K_A, K_B \in (0.59, 0.61)$  and we find a much slower synchronization time,  $\xi \simeq 3$ .

To ensure synchronization for  $N \gg 1$  we found that the strengths of the filter coefficients have to follow a power-law

$$K_{A,B}^\nu \propto \frac{C_{A,B}^\nu}{\nu^\phi} \quad (14)$$

where  $C_{A,B}^\nu$  is a random number between  $[0, 1]$ , and the dynamic equations are

$$\begin{aligned} x_{t+1}^A &= (1 - \varepsilon)f(x_t^A) + \varepsilon\kappa f(x_{t-\tau}^A) + \\ &+ \varepsilon(1 - \kappa) \sum_{\mu, \nu=0}^{N-1} K_B^\nu K_A^\mu f(x_{t-\nu-\mu}^B) \end{aligned} \quad (15)$$

and similarly for  $x_{t+1}^B$ . The largest eigenvalue can be found only semi-analytically, by assuming that the distance between the partners converges/diverges exponentially with time and then solving the characteristic polynomial numerically. Results indicate that the fraction of the phase space,  $(\varepsilon, \kappa)$ , where synchronization is achieved does not alter as a function of the length of the key,  $N$ , as long as the keys decay as a power-law, Eq. (14), and  $\phi$  is large enough (see figure 4). However, the fraction of the phase space where synchronization is achieved is strongly dependent on the interplay between the two parameters of the coupled Bernoulli maps,  $a$  and  $\phi$ , see figure 4. The semi-analytic solutions confirmed by simulation results indicate that the interplay between  $a$  and  $\phi$  where synchronization is achieved can be described as follows. For  $a < a_c \sim 1.7$ , synchronization is independent of  $\phi$ . For  $a \geq a_c$ , synchronization is achieved only above a critical value  $\phi_c(a)$ .

We now turn to discuss the capabilities of different types of listeners coupled unidirectionally. A hardware listener is eavesdropping on the transmitted signals from both partners and in order to synchronize he must imitate one of the filters,  $\{K_A^\mu\}$  or  $\{K_B^\mu\}$ . Since these values are private keys of each of the partners, he will not be able to recover the received signal and to synchronize.

Thus, only software listeners might be successful. By recording the transmitted signal on both directions the

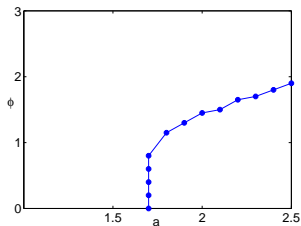


FIG. 4: Simulation results for  $N = 35$  indicate that synchronization in  $(a, \phi)$  is achieved only above the line. Similar results were obtained also for larger values of  $N$ .

listeners can collect information and analyze the data in order to find first the private keys. Once the keys are discovered, he can use them in order to synchronize with the partners following the strategy proposed in Eq. (4).

We first demonstrate a simple algebraic way of calculating  $K_A^\nu, K_B^\nu$  for  $N = 2$ , assuming the partners are already synchronized,  $\vec{x}_t^A = \vec{x}_t^B \equiv \vec{x}_t$ . In one time step, the transmitted signals on both directions,  $T_t^{A,B} = K_{A,B}f(x_t) + (1 - K_{A,B})f(x_{t-1})$ , consists of four unknown variables:  $K_{A,B}, f(x_t), f(x_{t-1})$ . On the next time step, two new equations emerge:  $T_{t+1}^{A,B} = K_{A,B}f(x_{t+1}) + (1 - K_{A,B})f(x_t)$ . These equations consist of previously three unknown variables  $K_{A,B}, f(x_t)$  and one new unknown variable  $f(x_{t+1})$ . Therefore by adding more time steps we are adding more equations than new variables. Actually for  $N = 2$ , three time steps supply 6 equations for the 6 unknown variables, and the keys,  $K_{A,B}$ , can be revealed.

For  $N > 2$  the number of required equations to decode the keys of length  $N$  is  $6(N - 1)$ . Note that the obtained equations are nonlinear, but at least for  $N = 2$  and 3 we found that the solution is unique. In case the solution is unique also for  $N > 3$ , an unproven result, the complexity of finding the keys is similar to the complexity of solving  $6(N - 1)$  linear equations.

In order to avoid the synchronization of a software listener we propose to use *time-dependent* filters. We replace the private keys every few time steps, while the synchronization of the partners is not damaged. This technique of key-swapping is exemplified below for  $N = 2$ . A necessary condition to maintain the synchronization process is that the partners use commutative filters. Hence, the filters cannot be changed every iteration, since the input signals consist of the mixed output signals of three sequential time steps, Eq. (11).

We suggest to use the same keys for two successive iterations and stop transmission in the third iteration. In the third step we have to increase the self-feedback to its maximum  $\kappa = 1$  to compensate for the missing

external input.

$$\begin{aligned}
 T_t^{A,B} &= K_{A,B}^1 f(x_t^{A,B}) + (1 - K_{A,B}^1) f(x_{t-1}^{A,B}) \\
 T_{t+1}^{A,B} &= K_{A,B}^1 f(x_{t+1}^{A,B}) + (1 - K_{A,B}^1) f(x_t^{A,B}) \\
 T_{t+3}^{A,B} &= K_{A,B}^2 f(x_{t+3}^{A,B}) + (1 - K_{A,B}^2) f(x_{t+2}^{A,B}) \\
 T_{t+4}^{A,B} &= K_{A,B}^2 f(x_{t+4}^{A,B}) + (1 - K_{A,B}^2) f(x_{t+3}^{A,B})
 \end{aligned} \tag{16}$$

where  $T_{t+2}^{A,B} = 0$ . We found stable synchronization for this three steps protocol, where in each period new random keys are selected. The regime of synchronization  $(\varepsilon, \kappa)$  was found to be similar to the case with the absence of filters.

Generalizing the time-dependent random filters for  $N > 2$  requires that the rate of the keys-swapping has to be greater than 2 and less than  $6(N - 1)$  iterations for communication, and at least  $N - 1$  iterations with no communication,  $\kappa = 1$  [14], in order to change the keys. As the key swapping consists of  $m < 6(N - 1)$  iterations, in each periodicity of the protocol the listener is left with  $6(N - 1) - m$  unrevealed parameters of the key. Simulations of the swapping protocol for  $N$  up to few hundreds, indicate that synchronization is achieved similarly to the case with the absence of filters.

Note that using time-dependent filters eliminates any reconstruction based on Taken's theorem, since the transmitted signal is a discontinuous function of the chaotic variables, as was suggested in [8].

Our results show that indeed two way is better than one way, and mutual is superior to unidirectional coupling. This superiority is guaranteed even for the simplest chaotic maps and linear filters. An attractive possible application based on this phenomenon is public channel encryption protocols. Although a listener knows the parameters of the chaotic dynamics of the partners and the transmitted signals he cannot reveal the private filters and cannot synchronize.

In the last few years, there were attempts to use coupled chaotic lasers [6, 15–17] and coupled neural networks [18, 19] for cryptography. Unidirectional coupling was used as a private-key system, and mutual coupling for the construction of public-channel cryptography. [7, 11, 20].

The general proof that there is no advantage of mutual over unidirectional coupling in the case of no filters, Eqs. (2)–(5), is in question in the case of mutually coupled lasers. It is not obvious that enhancing the signal can be achieved without adding unavoidable noise, moreover subtracting a signal (negative self-coupling in Eq. (4)) is in question if possible at all. The subtraction of a signal from itself requires that the lasers will be synchronized not only with their amplitudes but also with their optical phase. It is yet unknown if the optical phase is synchronized in mutually or unidirectionally coupled chaotic lasers and its accuracy. Hence there is still the possibility that even for lasers with static filters, the answer to our initial question raised above is positive. Note also that

even with the lack of filters, a public channel protocol for synchronized chaotic lasers is possible. The messages are modulated on the chaotic transmitted signals both way and recovered based on another phenomenon known as a mutual chaos pass filter [7].

The research is supported in part by the Israel Science Foundation.

- 
- [1] H. G. Schuster and W. Just, *Deterministic Chaos* (Wiley VCH, Weinheim, 2005).
- [2] A. Pikovsky, M. Rosenblum, and J. Kurths, *Synchronization, a universal concept in nonlinear sciences* (Cambridge University Press, Cambridge, 2001).
- [3] L. M. Pecora and T. L. Carroll, Phys. Rev. Lett. **64**, 821 (1990).
- [4] K. M. Cuomo, A. V. Oppenheim, and S. H. Strogatz, IEEE Trans. Circ. Syst. **40**, 626 (1993).
- [5] J.-P. Goedgebuer, L. Larger, and H. Porte, Phys. Rev. Lett. **80**, 2249 (1998).
- [6] A. Argyris, D. Syvridis, L. Larger, V. Annovazzi-Lodi, P. Colet, I. Fischer, J. García-Ojalvo, C. R. Mirasso, L. Pesquera, and K. A. Shore, Nature **438**, 343 (2005).
- [7] E. Klein, N. Gross, E. Kopelowitz, M. Rosenbluh, L. Khaykovich, W. Kinzel, and I. Kanter, Phys. Rev. E **74**, 046201 (2006).
- [8] E. Klein, R. Mislovaty, I. Kanter, and W. Kinzel, Phys. Rev. E **72**, 016214 (2005).
- [9] M. Rosen-Zvi, E. Klein, I. Kanter, and W. Kinzel, Phys. Rev. E **66**, 066135 (2002).
- [10] A. Pikovsky, private communication.
- [11] E. Klein, N. Gross, M. Rosenbluh, W. Kinzel, L. Khaykovich, and I. Kanter, Phys. Rev. E **73**, 066214 (2006).
- [12] S. Lepri, G. Giacomelli, A. Politi, and F. T. Arecchi, Physica D **70**, 235 (1993).
- [13] J. Kestler, W. Kinzel, and I. Kanter, Phys. Rev. E **76**, 035202 (2007).
- [14] Note that one can avoid the steps with no communication in case that each partner is dynamically changing the keys following a public function of his history  $\vec{x}^{A,B}$ .
- [15] P. Colet and R. Roy, Opt. Lett. **19**, 2056 (1994).
- [16] G. D. VanWiggeren and R. Roy, Science **279**, 1198 (1998).
- [17] I. Fischer, R. Vicente, J. M. Buldu, M. Peil, C. R. Mirasso, M. C. Torrent, and J. García-Ojalvo, Phys. Rev. Lett. **97**, 123902 (2006).
- [18] I. Kanter, W. Kinzel, and E. Kanter, Europhys. Lett. **57**, 141 (2002).
- [19] A. Ruttor, W. Kinzel, R. Naeh, and I. Kanter, Phys. Rev. E **73**, 036121 (2006).
- [20] I. Kanter, N. Gross, E. Klein, E. Kopelowitz, P. Yoskovits, L. Khaykovich, W. Kinzel, and M. Rosenbluh, Phys. Rev. Lett. **98**, 154101 (2007).